

## REVIEW

# Wind farm control - Part I: A review on control system concepts and structures

Leif Erik Andersson<sup>1</sup>  | Olimpo Anaya-Lara<sup>2</sup>  | John Olav Tande<sup>3</sup> | Karl Otto Merz<sup>3</sup> | Lars Inslund<sup>1</sup>

<sup>1</sup> Department of Engineering Cybernetics, Norwegian University of Science and Technology, Trondheim 7491, Norway

<sup>2</sup> Department of Electronic and Electrical Engineering, University of Strathclyde, Glasgow G1 1XW, UK

<sup>3</sup> Energy Systems Department, SINTEF Energy Research, Trondheim 7034, Norway

## Correspondence

Olimpo Anaya-Lara, Department of Electronic and Electrical Engineering, University of Strathclyde, 204 George St., Glasgow G1 1XW, UK.  
Email: [olimp.o.anaya-lara@strath.ac.uk](mailto:olimp.o.anaya-lara@strath.ac.uk)

## Funding information

Norwegian Research Council, OPWIND, Grant/Award Number: 268044

## Abstract

Wind farm control design is a recently new area of research that has rapidly become a key enabler for the development of large wind farm projects and their safe and efficient connection to the power grid. A comprehensive review of the intense research conducted in this area over the last 10 years is presented. Part I reviews control system concepts and structures and classifies them depending on their main objective (i.e. to maximise power production or to provide grid services). The work and key findings in each paper are discussed in detail with particular emphasis on the turbine side. Additionally, the review contributes to the existing reviews on the area by providing an elegant classification between model testing and control approaches. Areas where significant work is still needed are also discussed. In Part II, a thorough review on aerodynamic wind farm models for control design purposes is provided.

## 1 | INTRODUCTION

Wind energy installations continue to increase at an accelerated pace worldwide with larger wind farm projects consisting of hundreds of turbines being constructed both onshore and offshore. Although wind generation plays a central role in achieving the transition to decarbonised electricity systems, it also creates key operational and planning problems to transmission (TSO) and distribution system operators (DSO) due to the variable nature of the wind resource and the fact that they are connected to the grid through power electronics converters. Modern wind farms are fitted with advanced, state-of-the-art monitoring and control equipment that enable the safe and reliable implementation of all functionalities required to achieve the best possible performance. However, they are not sufficiently optimised to conciliate a number of conflicting objectives such as continuously maximizing the power production whilst reducing turbine loading and still adapting to the spot price for electricity.

In order to achieve the right balance among these objectives, the philosophy behind wind farm control is evolving from the

conventional approach of controlling turbines individually to a holistic control approach. In this context, wind farm control has become an area of increased interest and large amounts of works have been presented in the open literature aiming to address these pressing challenges.

The focus of recent research on wind farm control is provided by Knudsen [1], Boersma et al. [2] and Kheirabadi and Nagamune [3], among others, who concentrate mainly on maximising power capture and mitigating turbine loading, using both centralised and distributed approaches. This review goes further and provides more details of the work conducted in each paper and their findings. A significant contribution is the provision of a clear classification between model testing and control approaches.

### 1.1 | Search strategy and structure of the review

Wind farm control is a new area of research that requires knowledge from a variety of scientific areas (and disciplines).

This is an open access article under the terms of the [Creative Commons Attribution](https://creativecommons.org/licenses/by/4.0/) License, which permits use, distribution and reproduction in any medium, provided the original work is properly cited.

© 2021 The Authors. *IET Renewable Power Generation* published by John Wiley & Sons Ltd on behalf of The Institution of Engineering and Technology

Being also a highly specialised area, the body of work on wind farm control is published on a handful of respected journals and outlets. The present review has been intense and major databases such as Scopus, Google Scholar and IEEE Explorer among others, were searched. Examples of specific key sources used include: *Wind Energy*, *Journal of Fluid Dynamics*, *Journal of Renewable and Sustainable Energy*, *Renewable Energy*, *Wind Energy Science*, *IET RPG*, *IEEE Transactions* (e.g. *Control Systems Technology*, *Power Systems*, *Energy Conversion and Sustainable Energy*) and the IEEE American Control Conference. Reports from research institutions (e.g. NREL, former DTU RISOE) and large European project on wind energy were also carefully reviewed.

The review follows a coherent structure by first introducing the main objectives and characteristics of a wind farm controller followed by the essential elements to be considered in the design. A non-rigid classification of wind farm controllers is then provided which serves as a basis to organise the various references according to the controller objective. The review provides key details of most papers and summary tables which will undoubtedly assist the reader in finding works of interest are also given.

## 2 | UNDERSTANDING A WIND FARM CONTROLLER

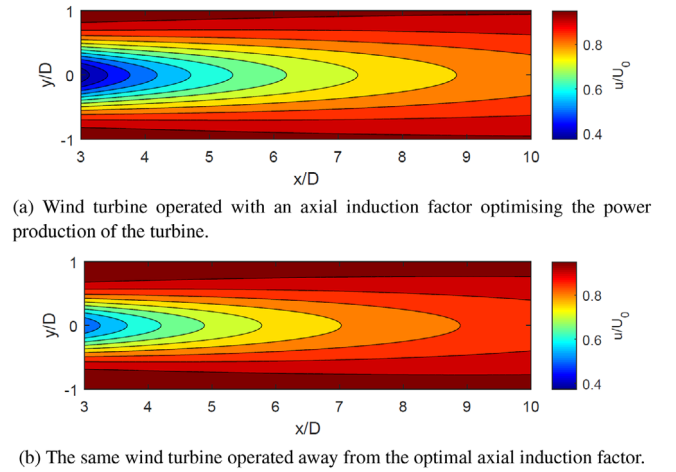
A wind farm controller oversees the operational aspects associated with the generation of electricity in a wind farm, coordinating the response and power contributions from individual wind turbines in the farm. The typical objectives in a wind farm controller include [4–6]:

- Maximising energy production
- Minimising mechanical loads and fatigue
- Complying with grid codes and providing ancillary services
- Handling local faults and malfunctions due to external events

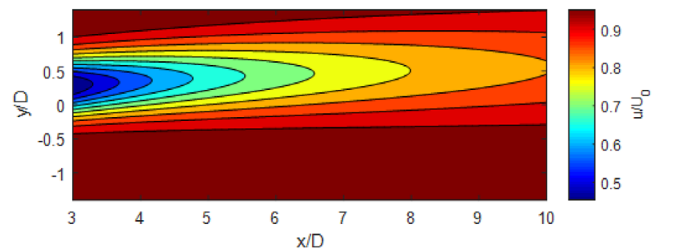
### 2.1 | Control inputs

The control inputs to a wind farm controller are provided by all actuators available in the individual wind turbines and also masts (as available) which provide meteorological information. An individual wind turbine typically has three controllable variables, the generator torque  $\tau$ , the blade pitch angle  $\beta$  and the yaw angle  $\gamma$ . Instead of the generator torque also the tip-speed ratio  $\lambda$  or the rotor rotational  $\omega$  can be controlled.

When it comes to the design of the overall wind farm control system, it is helpful to use the axial induction factor  $a$  that describes the change in wind velocity across the turbine. Two common control strategies are axial induction control and wake steering control. On the one hand, axial induction control changes the generator torque and blade pitch angle while the turbine rotor faces the wind (Figure 1). It can be seen that the wind deficit in the wake is stronger in the upper figure (Figure 1a) where the turbine is operated close to its own optimum (with regards to power production). The idea behind



**FIGURE 1** Wind velocity behind a turbine in the far wake region modelled with the Gaussian wake model [7]. Two different axial induction factors are used. In the upper figure an axial induction factor of  $a = 0.33$  and in the lower figure of  $a = 0.18$  is used.

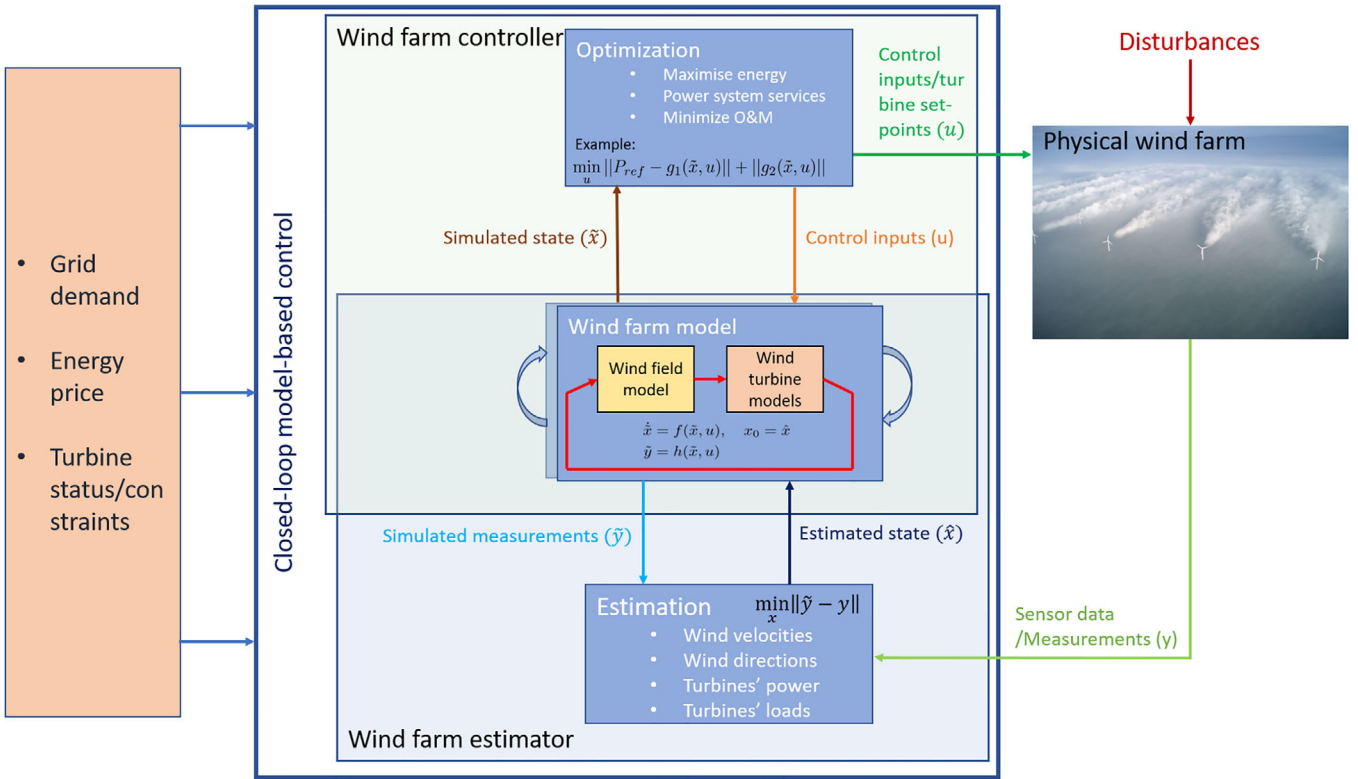


**FIGURE 2** Wind velocity behind a turbine in the far wake region modelled with the Gaussian wake model [7]. The turbine is yawed with an angle of  $\gamma = 31^\circ$ .

axial induction control for wind farms is that the upwind turbine is operated away from its own optimum resulting in a smaller wind deficit in the wake such that, for example the overall energy production of multiple turbines can be increased. On the other hand, wake steering control refers to a control strategy that changes the yaw angle of a turbine to improve wind farm performance (Figure 2). The idea behind yaw control is to deflect the wake by yawing the upwind turbines (note that the  $y$ -axis is not symmetric in Figure 2). As a consequence the rotors of the downwind turbines are not located in the centre of the wake and, for example the overall energy production of the wind farm could be increased.

### 2.2 | Sensor systems

Wind turbines are equipped with a supervisory control and data acquisition system (SCADA) whose outputs can be used to design the control system of a wind farm. Relevant SCADA parameters for condition monitoring and control design purposes are the blade pitch angle, yaw angle, rotor and generator speeds, generator current in each phase, real and reactive power output, anemometer wind speed and direction. Moreover, SCADA records temperature measurements of basically every major mechanical and electrical component and the



**FIGURE 3** Structure of a hierarchical, model-based closed-loop wind farm controller (Schematic of the physical wind farm reproduced from the website <https://powerplants.vattenfall.com/>).

ambient temperature [8]. Other sensors that may be available include visual and thermal cameras, acoustic emission transducers and fibre-optic strain gauges, which measure the strain in the blade material [9]. The torque in the drive shaft can be measured by a transducer, and accelerometers can be used to measure vibrations in various mechanical components [10]. A nacelle-mounted LIDAR (light detection and ranging) system can be used to anticipate turbulent fluctuations [11]. Additional information for wind farm control design comes from meteorological measurement masts providing information of the wind velocity at possible several locations in and around the farm.

### 2.3 | Wind turbine and wind farm flow modelling

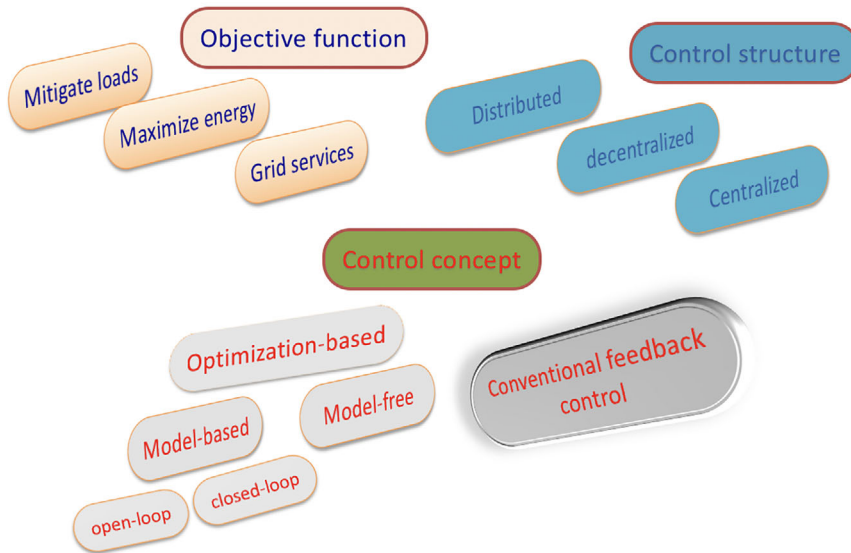
In order to design a wind farm control system it is necessary to represent individual turbines with the appropriate turbine model and control system [12, 13]. This paper does not cover wind turbine modelling and control and readers are suggested to look at references such as [10, 14–16] where more information can be gathered.

Aerodynamic flow models describe the interaction between the turbine and the surrounding wind field. The turbine extracts energy from the wind, which increases the turbulence in the air and decreases the velocity of the wind, causing a wake behind itself. Consequently, the wake decreases the power capture

and increases the load on downstream turbines influencing negatively the performance of the wind power plant [17]. Wind farm aerodynamic flow models can be classified into three categories: *engineering* [18–21], *medium fidelity* [2] and *high fidelity models* [22]. A recent review about flow phenomena in wind farms can be found in [23, 24]. In addition, a review on large Eddy simulation (LES) modelling for wind farm simulations can be found in [25].

## 3 | WIND FARM CONTROL: STATE-OF-THE-ART

As wind farms become larger in capacity they are requested to participate and contribute to power grid operation. Under this new scenario, it has become clear, as shown in several studies, that individual wind turbine control cannot achieve this aim optimally as it does not consider the complex aerodynamic couplings between turbines [4, 12, 17, 26–29]. Therefore, the trend in wind farm control design has been towards enhanced controllers that control and supervise the operation of wind turbines from a higher level based on hierarchical approaches such as the one illustrated in Figure 3. In this hierarchical approach, the wind farm controller runs at the higher level and includes controllers which oversee power production, operation and maintenance and power system services. It uses power grid demand, energy prices and turbine status inputs and distributes



**FIGURE 4** A classification of wind farm controllers.

the set points to individual turbines to achieve the desired performance. This hierarchical control structure facilitates controlling turbines and wind farm more efficiently and achieve the defined objectives by manipulating the power output of the turbines and influencing the power flow distribution in the electrical collectors whilst minimising turbine loading. Note that the objectives in a wind farm controller are partly conflicting and may also have different time scales making wind farm control design a challenging task.

Figure 4 shows how wind farm control approaches can be broadly categorized. They can be classified based on the objective(s), the control structure or the control concept adopted. A final categorization (not shown in the figure) can be made based on the actuator method for wake control, which may be based on axial induction or wake steering. The review of the wind farm controllers was conducted following the approach shown in Figure 5. It was decided that a classification based on the control objective allowed to provide a more coherent review and presentation of references.

## 4 | MAXIMISE POWER PRODUCTION

### 4.1 | Non-optimisation-based verification of models and control approaches

In [30], EVM is used to study the effects of down-regulating upwind turbines using pitch control. A power gain of about 4.1% is achieved at a row of ten turbines with a spacing of 4 D. In [31], the potential of axial induction control to increase the power production is analysed using the ideal rotor disk theory and the Jensen-Park model. Both, coordinated and individual wind turbine control for two- and three-turbine rows is investigated. A methodology based on the power and thrust coefficient reference curves is proposed and validated in wind tunnel experiments. In [32], simulation results of the Lillgrund wind farm simulated in EllipSys3D are compared with measurements.

#### Maximise Power Production

- Non optimisation-based verification of models and control approaches
- Non optimisation-based feedback control
- Non optimisation-based feed forward control
- Optimisation-based, feed forward control
  - Sequential Quadratic Programming
  - Steepest descent
  - Conjugate gradient
  - Genetic Algorithm
  - Particle Swarm Optimisation
  - Artificial Bee Colony
  - Game Theory Optimisation
  - Dynamic Programming Optimisation
  - Field test of feed forward optimisation works
  - Works specific to floating wind turbines
- Optimisation-based Model-based Closed-loop
  - MPC optimisation
  - Data-driven model-based approaches
- Optimisation-based Model-free Closed-loop
  - Extremum Seeking Control (ESC)

#### Provision of Grid Services

- Conventional feedback control
  - PID control with gain scheduling - hierarchical structure
  - PID control with gain scheduling - distributed structure
- Optimisation-based Model-based Open-loop control
- Optimisation-based Model-based Closed-loop
  - Model Predictive Control (MPC)
  - Linear Quadratic regulator
  - Particle Swarm Optimisation

**FIGURE 5** Classification of wind farm control concepts adopted for the review.

A key finding was that the ambient atmospheric turbulence must be considered to represent the farm production correctly. In [33], axial induction control using FLORIS is evaluated together with the high-fidelity model SOWFA. In [34], the influence of blade pitch offsets to increase the power production and its sensitivity to ambient turbulence is studied on the high-fidelity model in [35].

Early work on wake steering is presented in [36]. The author analysed wind tunnel experiments and found that a yawed turbine clearly deflects the wake. A new study of turbines in yawed conditions using wind tunnel experiments was presented

**TABLE 1** Maximise power production: Non-optimisation-based verification of models and control approaches

Ref.	Inputs	Optimization model	Evaluation model	Gain	Comment
Grid-based test					
Kim et al. [30]	$P_{ref}$	-	BEM + Eddy Viscosity model	4.1%	
Wang and Garcia-Sanz [31]	$a$	Actuator Disc model	Jensen-Park model/BEM; Wind tunnel	4–9%	Discussion about at which turbine distance is WFC beneficial
Fleming et al. [41]	$\gamma / \nu / \text{Pos}$	-	SOWFA	–10% to 4.3% / –1.9% to 7.9% / –0.2 to 40.3%	
Annoni et al. [33]	$a(\tau, \beta)$	FLORIS*	FLORIS, FLORIS*, SOWFA	<0% (SOWFA)	
Dilip and Porté-Agel [34]	$\beta$	-	LES Model - Michigan + ETH	–4.4% to 2.8%	
Campagnolo et al. [42]	$\lambda; \gamma; \text{dyn. } \beta$	-	Wind tunnel	< 0.9%; up to 21%; –14.5%	
Bartl and Sætran [43]	$\lambda; \beta$	-	Wind tunnel	$\approx 0\%$	Jensen-Park model is used for wind vel. estimation
Adaramola and Krogstad [37]	$\gamma$	-	Wind tunnel	12%	
Bartl et al. [44]	$\gamma$	-	Wind tunnel	> 0%	
Bastankhah and Porté-Agel [45]	$\gamma$	-	Wind tunnel	17%	
Wagenaar et al. [38]	$\gamma$	-	Field test	inconclusive	
Churchfield et al. [39]	$\gamma$	-	LES model	8–10%	
Miao et al. [40]	$\gamma$	-	CFD - STAR-CCM+S	2%	

in [37]. A total power gain of 12% was achieved if the upwind turbine is yawed  $30^\circ$ . One of the first field tests investigating wake steering was inconclusive because of large scatter in the data [38]. In [39], wake steering strategies for the Fishermen's Atlantic City Windfarm using a high fidelity LES model are studied. It is shown that the plant efficiency can increase by 8% to 10% using wake steering. Yaw offsets are not optimized in the work but the effect of certain yaw offsets to turbines in a row are tested. A similar study was presented in [40], where the effects of a yaw offset was tested with CFD software *STAR – CCM+*. A gain in power production of 2% is reported. A summary of non-optimisation-based verification of models and control approaches is shown in Table 1.

## 4.2 | Non-optimisation-based feedback control

Wind farm controls based on conventional feedback structures use mainly either PI or  $H_{inf}$  controllers (Table 2). A closed-loop wake steering implementation based on an internal model consisting of a yaw actuator model, a wake deflection model and a time-delay model is presented in [46]. A PI controller is used to achieve the desired closed-loop performance by steering the wake centre to the desired position. The approach is tested using SimWindFarm. The approach is extended in [47] where an  $H_{inf}$  controller is used. This implementation is tested with the PALM in Raach et al. [48]. It is shown that in the closed-loop

case, the feedback yaw controller decreases the wake overlap and increases the power production compared to the open-loop case. A similar approach is presented in Dhiman et al. [49] where transfer function models that relate the yaw angle and wake centre for a multiple wake case are identified. The estimated wake centre is used to follow a reference. The approach is able to increase the power production in a wind farm with 15 turbines by about 1.7%.

## 4.3 | Non-optimisation-based feed forward control

A good number of feed forward wind farm controllers proposed in the open literature incorporate dynamic axial induction control (DAI), for example [51, 55] where optimal DAI was combined with LES in a closed-loop approach; the SP-Wind framework is used in both works (Table 2). The authors demonstrate that by classifying the wind farm into first-row, intermediate-row and last-row turbines, the optimal behaviour of the first-row turbines, which should increase wake mixing, can be mimicked with a periodic sinusoidal signal. This DAI feed-forward control law can robustly increase the total power output of a small wind farm. However, for larger ones, the control actions on the first turbine row was insufficient to increase the power and additional control actions on the downwind turbines are required to increase the total power production. Dynamic axial induction control is promising, but

**TABLE 2** Maximise power production: Non-optimization-based control approaches for power maximisation

Ref.	Method	Inputs	Evaluation model	Gain
Non-optimization-based feedback control				
Raach et al. [46]	PI controller with LiDAR	$\gamma$	SimWindFarm	4,5%
Raach et al. [47]	$H_\infty$ controller with LiDAR	$\gamma$	WFSim	–
Raach et al. [48]	$H_\infty$ controller with LiDAR	$\gamma$	PALM	2,9%
Dhiman et al. [49]	PI controller with LiDAR	$\gamma$	Gaussian wake model	0,6–1,7%
De-Prada-Gil et al. [50]	Manual adjustment	$\lambda$	Jensen-Park model	1,9–6,2% AEP
Non-optimization-based feedforward control				
Munters and Meyers [51]	Feed forward control to reproduce dynamic optimization results	$C_i$	SP-Wind	0–5%
Frederik et al. [52]	Dynamic individual pitch control - helix approach	$\beta$	SOWFA	7,7%
Munters and Meyers [53]	Feed forward control to reproduce dynamic optimization results	$\gamma$	SP-Wind	14%
Kazda et al. [54]	Non-optimal power coefficient set-point	$\beta, \lambda$	MUT13 - RANS / IWTM (immersed wind turbine model)	9,7%

it still has to be shown that these approaches can increase the power production in larger wind farms. On the other hand, these approaches can be easily implemented in existing wind farms since they operate within the original design constraints of the turbines. An example for dynamic axial induction control is presented in Frederik et al. [52].

#### 4.4 | Optimisation-based, feed forward control

A summary of the works on wind farm control using this concept is provided in Tables 3–7. Details of some of these works are given in the following subsections.

##### 4.4.1 | Sequential quadratic programming

The authors in [56] improved FLORIS to make it suitable for gradient-based optimisation and used it to optimise a wind farm layout. This enhanced model was then used to increase the AEP by optimising the layout and the yaw angles [57]. It is shown that optimizing the layout and yaw angle of turbines (in particular) for a certain wind direction increases the AEP about 5%. In [58], it is shown that layout optimization together with wake steering has the potential to increase the AEP. An additional improvement of 1.8% is achieved with the yaw control. However, simultaneous optimization of the yaw angle control and farm layout adds negligible benefits over a sequential approach. In [59], the axial induction factor is optimized to maximise power production and minimise the cumulative thrust force and turbulence intensity in the wind farm. The actuator disk model is used to represent the wind farm. In [60], the axial induction factor of a row of eight turbines is optimized using multi-start sequential quadratic programming (SQP). The objective functions are to maximize power production at lower wind

speeds and to equalise turbine loads while tracking a power reference at higher wind speeds. The potential of yaw control is also investigated in [61] using the curled wake model [62] and the Gaussian one [7]. Studies are conducted for a three turbine case using SOWFA. The optimization with the curled wake model shows a decreased yaw angle for a turbine located further downstream. Similar behaviour was observed in wind tunnel experiments [45].

##### 4.4.2 | Steepest descent

Park et al. [66] employ the steepest descent method to find the optimal yaw angles and induction factors to maximise the power production in a wind farm. The wake interaction model, for which the Jensen Park model is used, is linearised based on the first order Taylor's expansion. The approach is tested on a wind farm with a  $4 \times 4$  wind turbines layout using the same engineering wake model. It is shown that cooperative control outperforms the greedy control approach for most wind directions. The approach is further developed in [68]. The extended Jensen Park wake model in [69] is used and the non-linear optimization problem is solved with sequential convex programming. Studies performed on Horns Rev I show that cooperative optimization increases the power production by 7% on average compared to the greedy strategy.

##### 4.4.3 | Conjugate gradient

In [70], the power production is maximised using a LES model [73] whilst minimising power fluctuations. Pareto frontiers are constructed showing the trade-off between maximizing energy extraction and reducing power variability. If an energy-loss of 1% is allowed, a considerable reduction in power variability can be achieved.

**TABLE 3** Maximise Power Production: Gradient-based algorithms

Ref.	Inputs	Optimization model	Evaluation model	Gain	Comment
Sequential quadratic programming					
Horvat et al. [60]	a	NREL 5 MW turbine / Wake model by Brand [63]	NREL 5 MW turbine / Wake model by Brand [63]	2.85%	Load considered at high wind speeds
Barradas-Berglind and Wisniewski [59]	a	Actuator Disc model	Actuator Disc model	–	Objective includes thrust force and turbulence intensity minimisation
Annoni et al. [64]	$\gamma$	Gaussian wake model	Gaussian wake model	17%	
Bay et al. [61]	$\gamma$	FLORIS (curled and Gaussian wake model)	SOWFA	6.5–19.4%	Fatigue load minimisation included
Thomas et al. [56]	$\gamma$ + layout	Smoothed FLORIS (Jensen-Park model)	Smoothed FLORIS (Jensen-Park model)	up to 24%	
Gebraad et al. [57]	$\gamma$ + layout	FLORIS - improved Jensen Park model		3.7%	
Fleming et al. [58]	$\gamma$ + layout	FLORIS	FLORIS	1.8%	
	$C_T$ + layout	Fuga in PyWake [65]	Fuga	AEP: +4% (layout + control); +1.2% (control)	
Steepest descent					
Park et al. [66]	a, $\gamma$	Linearised Jensen-Park model	Linearised Jensen-Park model	0–30% AEP	
Howland et al. [67]	$\gamma$	Model by Shapiro 2018 + Gaussian wake model	Field test	0.3% AEP; 7–13% (some directions)	Stochastic programming
Park and Law [68]	a, $\gamma$	Model by Park and Law [68, 69]	Park and Law [68, 69]	7%	Multi-start optimization for non-convex problem; max power and min diff. flapwise and edgewise bending moment
Conjugate gradient					
De Rijcke et al. [70]	$\tau, \beta$	SP-Wind	SP-Wind	–	Max. power while min power fluctuation
Thøgersen et al. [71]	$\gamma$	Jensen-Park + statistical wake meandering	Jensen-Park + statistical wake meandering	7.5%	
Quasi-Newton method					
van Dijk et al. [72]	$\gamma$	FLORIS* (modified Jensen-Park)+ CCBlade	FLORIS* (modified Jensen-Park)+ CCBlade	2.85%–18.7% (mean power)	Low and high turbulence are simulated

#### 4.4.4 | Genetic algorithm

In [74], the authors use genetic algorithm (GA) to optimise the pitch angle and maximise power production. The Eddy Viscosity Model (EVM) [75] is used to model the wake and BEM theory to model the turbine. Simulation studies of Horns Rev show that power output could be increased by 4.5%. In [76], GA is used to optimise the pitch angle and tip-speed ratio achieving an increase in AEP of 1.5%. In [77], a wind farm layout optimization is combined with control optimization. This combined optimisation approach is extended to use variable turbine hub heights in [78]. It can be concluded that

coordinated control becomes important if wake interactions cannot be avoided in the farm layout optimization.

#### 4.4.5 | Particle swarm optimisation

A particle swarm optimization (PSO) that finds optimal pitch angles and tip-speed ratios of the turbines in a wind farm is proposed in [80] (Tab. ??). It is shown that PSO can increase the power output of a 16-turbine wind farm with constant wind speed by 10.6%. In [81], PSO is used to find optimal axial induction factors for power maximisation. The power from a

**TABLE 4** Maximise Power Production: Heuristic optimization algorithms

Ref.	Inputs	Optimization & Evaluation model	Gain
Genetic algorithm			
Serrano González et al. [76]	$\lambda, \beta$	Jensen-Park model	1.5%
Lee et al. [74]	$\beta$	BEM + EVM	4.5%
Wang et al. [78]	a; layout	Jensen-Park model	1% (control); 2% (total)
Wang et al. [79]	a; layout	Jensen-Park model	1% (control); 2% (total)
Particle swarm optimization			
Behnood et al. [80]	$\lambda, \beta$	Jensen-Park model / Cp- $\lambda$ - $\beta$ turbine function approximation	10.6%
Bo et al. [81]	a	Jensen-Park model	10%
Gionfra et al. [82]	a	Model by [69, 83]	6.4–23.5%
Hou et al. [84]	$\beta$	Jensen-Park model	5–16.7%
Zhang et al. [85]	$\lambda, \beta$	Jensen-Park model / DEL Lookup table from SimWindFarm	6–7%
Artificial bee colony algorithm			
Abbes and Allagui [86]	$\lambda$	Jensen-Park model	4–6%
Constrained optimization by using linear approximation optimization algorithm			
Quick et al. [87]	$\gamma$	FLORIS (extended Jensen-Park model)	3%

**TABLE 5** Maximise power production: Game theory

Ref.	Inputs	Optimization model	Evaluation model	Gain	Comment
Game theory					
Gebraad et al. [88]	$\gamma$	FLORIS - improved Jensen Park model	SOWFA; FLORIS	1–13%	Max. power and min. differential flapwise and edgewise bending moments
van Dijk et al. [91]	$\gamma$	FLORIS* + CCBlade	FLORIS* + CCBlade	3.7% (just power); –18.7 (just load)	
Rott et al. [98]	$\gamma$	FLORIS (extended Jensen-Park model)	WFSim, Jensen-Park	–0.5% to 1.4%	
Herp et al. [99]	a	Jensen-Park model	Jensen-Park model	1.4–5.4%	

row of turbines is increased by 10% compared to the greedy setting. A distributed PSO to optimise the axial induction factor for power maximization is presented in [82]. The wake is modelled with the model presented in Park and Law [68, 69]. Compared to the greedy control strategy the algorithm is able to increase the power gain up to 23.5% in a wind farm with 196 turbines.

#### 4.4.6 | Artificial bee colony

The artificial bee colony (ABC) algorithm is used in [86] to optimize the turbines' tip-speed ratio to maximise the power extraction. The algorithm adjusts the control inputs based on wind speed and direction measurements. The authors report an annual energy increase of 4–6% for a nine-turbine wind farm.

#### 4.4.7 | Game theory optimisation

In [88], the optimal yaw settings of the turbines in a wind farm are found using FLORIS. The settings are optimised using the game theory (GT) approach presented in [89]. The optimal yaw settings are tested with the SOWFA and for a wind farm with six turbines a power gain of 13% is found compared to the greedy control setting. In [90], it is shown that optimal yaw misalignment for minimizing the blade load variations can be implemented without power losses for above rated wind speeds. Another study that combines load variations and power maximisation in the objective function to optimize the yaw settings is presented in [72, 91]. In the former, GT is used while in the latter a gradient-based optimization one is used. The wake is modelled with FLORIS, but for the latter the discrete wind profile is smoothed using a Gaussian distribution



**TABLE 6** Maximise power production: Dynamic programming arguments

Ref.	Inputs	Optimization model	Evaluation model	Gain	Comment
Bitar and Seiler [93]	a	Jensen-Park model	Jensen-Park model	up to 8%	Fatigue load penalty by turbulence intensity.
Rotea [94]	a	Actuator Disc model	Actuator Disc model	$\approx 5\%$	Reduction of up to 38% load fluctuation
Santhanagopalan et al. [95]	$\lambda$	RANS	RANS	0.8%	
Santoni et al. [96]	$\lambda$	Jensen-Park model	UTD-WF	0.2%	
Iungo et al. [97]	$\lambda$	Data-driven RANS	UTD-WF	-	
Dar et al. [100]	$\gamma$ ; a	Modified Jensen-Park model	Modified Jensen-Park model	4.5–26.5%	

**TABLE 7** Maximise power production: Additional work on optimization-based feed-forward control

Ref.	Method	Inputs	Optimization model	Evaluation model	Gain
Schepers and Van der Pijl [101]	FluxFarm	a	WakeFarm model		up to 40%; <0.5% overall gain
Mirzaei et al. [102]	Study of three down-regulated strategies	$\lambda$	Jensen-Park model / 5 MW NREL turbine model		–
Duc et al. [103]	Preparation of field study for axial induction control	a	Jensen-Park model		1–2%
Kim et al. [104]	Nelder-Mead simplex algorithm to increase to max power and min loads	$P_{ref}$	Simplified Ainslie model	Ainslie model	2.4% + 16.7% load reduction at upstream turbine
Bossanyi and Jorge [105]	Min. overall power losses and fatigue	a	WindFarmer + lookup table from Bladed		0%–5.20% (load decrease with about same energy)
Bossanyi [106]	Min. overall power losses and fatigue	$\tau, \beta, \gamma$	WindFarmer + lookup table from Bladed	Dynamic wind farm simulator	2%
Harrison et al. [107]	Reduce blade root bending moment while max. power	$\gamma$	WindFarmer + lookup table from Bladed		+6.9% AEP (just power opt); +0.4% AEP + 0.4% blade life + 0.5% energy prod. over lifetime
Kanev et al. [108]	Max power production and reduce the loads	$\gamma, \beta$	FarmFlow	FarmFlow	4–6% (+ lifetime extension 1.5%)
Kanev [109]	Adapt optimized yaw angle to reduce actuator duty	$\gamma, \beta$	FarmFlow	FLORIS	2.19%
Simley et al. [110]	Stochastic opt. for dynamic wind directions	$\gamma$	FLORIS (Gaussian wake)	SOWFA	3.24%

function. The load variations due to partial wake overlap is computed with CCBlade\* [92]. In a simulation study on a  $3 \times 3$  wind farm using the same models, the mean power could be increased by 2.8% while the differential flap and edgewise loads could be decreased by 8.2% and 12.5%, respectively, compared to the greedy control settings.

#### 4.4.8 | Dynamic programming optimisation

With the principle of optimality a closed-form expression for turbine control using a near-field model is derived in [93]. For the far-field, the Jensen-Park model is used and an optimal

axial induction factor in dependency of the turbine spacing is discussed. In [94], dynamic programming optimisation (DPO) is used to maximise power production by optimising the axial induction factor. It is shown that the problem can be solved sequentially running from the most downwind turbine to the most upwind turbine. This procedure allowed increasing the power production by about 5% for wind farms with ten turbines. In Santhanagopalan et al. [95], the tip-speed ratio is optimized by coupling a RANS solver and DPO. A power gain of 0.8% is achieved for a turbine row with five turbines. However, it is reported that the gains are highly sensitive to the incoming turbulence intensity and for high wind turbulence the optimization is ineffective. In [96], this dynamic programming

**TABLE 8** Maximise power production: Field tests

Ref.	Inputs	Optimization model	Gain	Comment
Wagenaar et al. [38]	$\gamma$	-	inconclusive	Not model-based optimization
Fleming et al. [111]	$\gamma$	FLORIS (extended Jensen-Park model)	-	Describes preparation of field test
Fleming et al. [112]	$\gamma$	FLORIS (extended Jensen-Park model)	-	
Fleming et al. [113]	$\gamma$	FLORIS (Gaussian wake)	4%	
Fleming et al. [114]	$\gamma$	FLORIS (several models are tested)	6.6% reduction in wake losses	
Howland et al. [67]	$\gamma$	Model by Shapiro et al. [115] + Gaussian wake model	0.3% AEP; 7–13% (some directions)	
van der Hoek et al. [116]	$\beta$	FarmFlow	3.3% for one row; <0.37% for the entire farm	

**TABLE 9** Maximise power production: Adaptation of positions of floating wind turbines

Ref.	Optimization model	Evaluation model	Gain
Fleming et al. [41]	-	SOWFA	-0.2% to 40.3%
Kheirabadi and Nagamune [117]	FLORIS (extended Jensen-Park model)	FLORIS (extended Jensen-Park model)	16–54%
Rodrigues et al. [118]	Jensen-Park model	FarmFlow	4.4%

method was used in combination with the Jensen Park model with the UTD-WF high fidelity model. It was tested in [97] on a data-driven RANS algorithm calibrated with LES data. The former, optimized the tip-speed ratio of a three-turbine array. Contrary to the Jensen-Park model's prediction, the increase in power production in the high-fidelity model is marginal (+0.2%). However, the loads within the turbine array became more uniform, which may extend the lifetime of the turbines.

#### 4.4.9 | Field test of feed forward optimisation works

More recently, field tests using wake steering have been conducted, which showed promising results to increase the power production even for an open-loop approach (see Table 8). Details of an experimental setup to conduct wake steering in a field campaign is presented in [111]. The yaw offset applied to the turbine is computed offline and saved in a look-up table. A full scale field test of wake steering control is presented in [112]. The yaw offset of one turbine of the Rudong wind farm in China is controlled to mitigate the wake interactions between the turbine and downwind turbines. The FLORIS model, for which the parameters are tuned to approximate the power production predicted by the high fidelity model SOWFA, is used offline to compute the optimal yaw settings. The yaw settings are saved in a look-up table. During the field test the optimal yaw settings were not strictly followed because of the large uncertainty in the yaw alignment of the turbine. Although the amount of collected data is limited and the uncertainty high, power

gains are reported showing the potential of the wake steering approach.

#### 4.4.10 | Works specific to floating wind turbines

For floating turbines, it is theoretically possible to relocate the turbines within certain constraints. Table 9 summarises some relevant works found associated with floating wind turbine/wind farm control. In [41], the potential of repositioning the downwind turbine in a turbine simulation case using SOWFA is evaluated. An increase in power production of 41% is observed if the turbine is moved a full rotor diameter. In [118] the turbine location for different wind direction is optimized. The Jensen Park model is used in the optimisation and the results are evaluated with the FarmFlow model. Large discrepancies between the Jensen Park and the FarmFlow model are reported such that the scenarios where the turbines were moved had a negative impact on the wind farm efficiency. The efficiency of the wind farm only increased if the placement of the turbines in the wind farm was also optimized.

### 4.5 | Optimisation-based model-based closed-loop

A tutorial for closed-loop controller synthesis for wind farms is given in [119]. A central component of the control approach is a data-driven adaptation of the FLORIS model. An example for a closed-loop controller for a

**TABLE 10** Maximise power production: Closed-loop model predictive control

Ref.	Inputs	Optimization model	Evaluation model	Gain
Shu et al. [121]	$\omega$	Mosaic-tiles Wake model	Mosaic-tiles Wake model	2%
Gionfra et al. [124]	a	Model by Park and Law [69], Park et al. [83]	Model by Park and Law [69], Park et al. [83]	4%
Heer et al. [125]	$\beta, \lambda$	Jensen-Park model	SimWindFarm	0.4–1.4%
Vali et al. [126]	a	WFSim	WFSim	3.8%
Vali et al. [127]	a	WFSim	WFSim	2–8%
Vali et al. [128]	a	WFSim	WFSim	4%
Goit and Meyers [129]	$C_T$	SP-Wind	SP-Wind	15.8%
Goit et al. [130]	$C_T$	SP-Wind	SP-Wind	7%
Munters and Meyers [131]	$C_T$	SP-Wind	SP-Wind	8–21%
Munters and Meyers [55]	$C_T$	SP-Wind	SP-Wind	About 10% (up to 20% without constraints on input change)
Munters and Meyers [53]	$C_T, \dot{\gamma}$	SP-Wind	SP-Wind	About 30%
Munters and Meyers [132]	$C_T, \dot{\gamma}$	SP-Wind	SP-Wind	1–66%
Doekemeijer et al. [119]	$\gamma$	FLORIS (Gaussian wake)	SOWFA	7–11%
Doekemeijer et al. [120]	$\gamma$	FLORIS (Gaussian wake)	SOWFA	1.4% (various wind direction); 11% max. gain

nine turbine wind farm maximizing the power production using yaw control actions is presented. The robust closed-loop controller shows in average the best performance and increases the power production by about 7%. The approach is tested for varying wind directions in Doekemeijer et al. [120].

#### 4.5.1 | Model predictive control optimisation

An early approach for closed-loop power maximisation is presented in [121] (Table 10). A dynamic wake model based on the dynamic wake meandering model [122] and Frandsen’s model [123] called the Mosaic-tiles wake model are used. A wind speed estimator corrects the wind speed measurement error using the estimated error in the torque. A short term free wind speed forecast and a prediction correction based on a ARMA model is used in the MPC. Laguerre functions approximate the control sequence and reduce the optimization time. In a simulation study of a wind farm with 80 turbines the method increased the power by 2% in comparison to the greedy control approach.

An adjoint-based MPC to optimise the axial induction factor and maximize energy extraction using the dynamic wake model WFSim is proposed in [126–128]. It is demonstrated that setting the prediction horizon to twice the time a wake needs to travel from upwind to the downwind turbine provides a good compromise between closed-loop performance and computational demand. The approach is validated using the LES wind farm model PALM. A power increase of up to 4% is observed (in full wake interactions).

A model predictive controller (receding horizon controller) using full state feedback to maximize the power production using the thrust coefficient is presented in [129, 130]. The high

fidelity toolbox SP-Wind is used. The dynamic optimal control of turbine set-points allows to increase the power extraction from the wind farm by 16% [129] and 7% [130] for a wind farm with 50 turbines and a turbine spacing of 7D. A hierarchical closed-loop control approach is presented in [124]. A high level controller computes the optimal axial induction factors to maximise the power output of the wind farm. A simplified version of the wake model in [69] is used. The local controller uses a combination of feedback linearisation and MPC. A Kalman filter estimates the effective wind speed and the systems states. In simulations with variable wind a power gain of about 4% is achieved in comparison to the greedy controller. In [125], a brute force optimization is used to find the optimal pitch angle and tip-speed ratio. On the turbine level, the set points are followed by an MPC. The optimizer uses the Jensen-Park wake model and SimWindFarm is used in the simulation to test the approach. A power increase of about 1% was obtained simulating a wind farm with Horns Rev layout.

#### 4.5.2 | Data-driven model-based approaches

Data-driven approaches find the optimal operation point of the plant by either constant excitation of the inputs and evaluation of the objective function (model-free approach) or identifying a model based on the observed data and then optimizing the created model (Table 11). The advantage of the data-driven approaches is that they do not rely on a possible error-prone model. The disadvantage is usually the long convergence time of most of the proposed methods in the literature and questions their applicability to a wind farm in time-varying conditions [2]. This holds especially for the model-free approaches.

In [133], a surrogate model using polynomial chaos expansion is built. The data to train the model are generated with

**TABLE 11** Maximise power production: Data-driven model-based approaches

Ref.	Method	Inputs	Optimization model	Evaluation model	Gain	Comment
Hulsman et al. [133]	Polynomial chaos expansion	$\gamma$	surrogate model	EllipSys3D + FLEX5	2-4%	DEL considerations can be included
Park et al. [83]	Bayesian Ascent	$\gamma, \beta$	Gaussian regression model	wind tunnel	30.4–33.2%	
Park et al. [134]	Bayesian Ascent	$\gamma, \beta$	Gaussian regression model	Model by Park and Law [69], Park et al. [83]	24%	
Park [138]	BO with trust-region	$\gamma, a$	Gaussian regression model		–	
Doekemeijer et al. [139]	Bayesian optimization (BO) using data from FLORIS model	$\gamma$	FLORIS (Gaussian wake)	SOWFA	4.4%	BO used to represent FLORIS model
Andersson et al. [135]	Gaussian process modifier adaptation	$\gamma, a$	Gaussian wake model + Gaussian regression model	Gaussian wake model	–	
Andersson and Imsland [136]		$\gamma, a$			–	
Andersson et al. [140]	Distributed Gaussian Process modifier adaptation	$\gamma, a$			–	
Andersson and Imsland [136]		$\gamma$		SOWFA	24%	DEL considerations can be included
Zhao et al. [141]	Knowledge-assisted deep deterministic policy gradient algorithm	$a$	Deep Reinforcement Learning model	WFSim	10%	
Yin et al. [142]	Support vector machine (SVM) with PSO to max power and min thrust generation	$\gamma$	SVM	FLORIS - Modified Jensen-Park model	1.7% improvement of wind farm reliability	
Yin et al. [143]	Relevance vector machine with five heuristic algorithms to max power and actuator health and min. thrust force	$\gamma$	Relevance vector machine model		0.15% AEP + 13% decrease of wind farm thrust	

the high-fidelity flow solver Ellipsys3D LES and the aeroelastic tool FLEX5. A two turbine case is simulated. The surrogate model is used to represent the power output and loading of the turbines. It is shown that the power of the two turbine case with sufficiently small turbine spacing (less than 3.5 D) can be increased by 2% to 4%. A Bayesian ascent (BA) algorithm fitting a Gaussian process (GP) regression to input-output data of the plant is proposed in [83, 134]. The control inputs are yaw and pitch angle and the algorithm is successfully tested in wind tunnel experiments, showing an increase of the power production of 30% compared to a greedy individual turbine control strategy. Another approach using GP regression was proposed in [135, 136]. The GP regression is used in a modifier adaptation approach to correct for the plant-model mismatch and find the optimal operation point of the wind farm. The approach is data-driven but uses an initial model, which is gradually corrected. It is, therefore, a *hybrid* method. Finally, in

Andersson et al. [137] the approach is successfully tested with the high-fidelity simulator SOWFA. The approach by Andersson et al. [137] can include DEL in the objective function of the optimization.

#### 4.6 | Optimisation-based Model-free Closed-loop

A summary of these approaches is provided in 12. Game theoretic (GT) methods apply a random search algorithm to compute the next control actions. In [89] a game theoretic approach, in Gebraad et al. [144] a gradient descent and in Gebraad and Van Wingerden [145] a gradient decent and quasi-Newton method are used to maximise the power production. In [146], a multi-resolution simultaneous perturbation stochastic approximation algorithm is used to maximise the power in

**TABLE 12** Maximise Power Production: Optimisation-based model-free closed-loop approaches

Ref.	Method	Inputs	Evaluation model	Gain
Marden et al. [89]	Game theory	a	Jensen-Park model	up to 25%
Gebraad et al. [144]	Gradient descent	a		1%
Gebraad and Van Wingerden [145]	Gradient descent; Quasi-Newton approach	a		4%
Ahmad et al. [146]	Multi-resolution simultaneous perturbation stochastic algorithm	a		32%
Zhong and Wang [156]	Decentralised discrete stochastic approximation; decentralised regret-based adaptive filter algorithm	a		3.9%
Barreiro-Gomez et al. [147, 148]	Gradient estimation with population game approach	a		-; up to 15%
Extremum seeking controller				
Johnson and Fritsch [149]	Extremum seeking controller	a	Jensen-Park model	3.8 - -13.8%
Guillemette and Woodward [150]	Multi-unit optimization (Extremum seeking controller)	$\beta, \lambda$	SimWindFarm	-
Yang et al. [151]	Nested Extremum seeking controller	$\tau_{gain}$	SimWindFarm	1.3%
Ciri et al. [152, 153]	Nested Extremum seeking controller	$\tau_{gain}$	UTD-WF	10%; 7.8%
Ciri et al. [154]	Individual ESC; nested ESC	$\tau_{gain}$	UTD-WF	7.6%; 7.8%
Campagnolo et al. [155]	Extremum seeking controller	$\gamma$	wind tunnel	15%

a wind farm using the axial induction factor of the turbines. Faster convergence in comparison to the algorithms proposed in [89, 144, 145] is reported. In [147, 148], a population game approach is used to estimate the multi direction gradient based on stored information. The axial induction factor is optimized. Centralised and decentralised control schemes are implemented. The decentralised control scheme needs more iterations to find the optimum but works only with local information and has, therefore, a higher reliability.

#### 4.6.1 | Extremum Seeking Control (ESC)

Extremum Seeking Control (ESC) reconstruct the gradient of the objective function to compute the next control actions. One of the earliest ESC model-free approaches applied to wind farms is presented in [149]. It was found that by controlling the axial induction factor the power production could be improved in low to medium wind speed conditions. A limitation of the study is that for the tested plant the simple Jensen Park model was used. In [150] a multi-unit optimization, which is a extremum seeking method, is used. The multi-unit optimization applies a constant offset between inputs units and subtracts the corresponding outputs from each other to estimate the gradient. The approach is tested with SimWindFarm and it is shown that the optimum can be found in presence of different wind speeds and disturbances in the wind. A nested ESC approach is presented in [151]. In [152–154] a nested ESC is used to optimize the plant performance. The mathematical justification to use a nested ESC and optimize an turbine array sequentially is given in [94]. Power gains of 8–10% compared to the greedy control approach are reported. Campagnolo et al. [155] tested a

gradient-based ESC algorithm in a wind tunnel. Wake steering demonstrated substantial increase on power production up to 15%.

## 5 | PROVISION OF GRID SERVICES

### 5.1 | Conventional feedback control

A summary of these methods is provided in Table 13.

#### 5.1.1 | PID control with gain scheduling - hierarchical structure

A hierarchical and robust control structure is proposed in [157, 158] where a central supervisory controller dispatches the active ( $P$ ) and reactive ( $Q$ ) power references to the local control in individual turbines based on a proportional distribution of the  $P$  and  $Q$  available. The turbine controller adjusts the pitch angle and tip-speed ratio. Gain-scheduling and PID controllers are used. In [159], the authors present a hierarchical control system and demonstrate that it is possible to control wind farms with different wind turbine generator technologies (i.e. fixed-speed and variable-speed). The core of the control structure is again gain-scheduling and PID controllers. In [18, 160], a wind farm controller using a proportional distribution to dispatch the active power reference to the wind turbines in the farm is presented. The full load controller is a gain-scheduled PID controller acting on the pitch angle and the partial load controller applies a PID controller to maintain the generator operating on the optimal power curve.

**TABLE 13** Provision of grid services: Conventional feedback control approaches

Ref.	Method	Inputs	Evaluation model
Sørensen et al. [157]	Hierarchical control with gain scheduling and PID controllers (DFIG turbines)	$\lambda, \beta$	Model by Sørensen et al. [166]
Hansen et al. [158]	Hierarchical control with gain scheduling and PID controllers (DFIG turbines)	$\lambda, \beta$	Power Factory DIGSILENT
Rodriguez-Amenedo et al. [159]	Hierarchical control with gain scheduling and PID controllers (AC/HVDC/SVC/DFIG turbines)	$\lambda, \beta$	–
Grunnet et al. [18], Soltani et al. [160]	Hierarchical control proportional dispatch; gain scheduling PID controller	$\lambda, \beta$	SimWindFarm
Aho et al. [161, 162]	Primary and secondary frequency control with gain scheduling feedback controllers	$\tau, \beta$	FAST
Fleming et al. [163]	Active power control of Aho et al. [161] testing different control inputs	$\tau, \beta, \gamma$	SOWFA
Annoni et al. [164]	Preliminary wind farm control with PI controller to follow power reference	$\tau$	dynamic Jensen Park model
Stock et al. [167], Poushpas and Leithead [168], Hur and Leithead [169], Hur [170]	Full envelope controller augmented by power adjustment controller for primary frequency support	$\omega; \tau$	Supergen wind turbine
Baros and Ilić [171]	Dynamic distributed dispatch with leader-follower consensus protocol - CLF based controller	$\tau$	rotor-speed dynamical model
van Wingerden et al. [165]	Gain scheduling controller with PI feedback controller	$P_{dem}$	SOWFA
Petrović et al. [172]	Gain scheduling controller with PI feedback controller (concept by van Wingerden et al. [165])	$P_i; \tau_{gen}$	
Vali et al. [173]	Inclusion of thrust measurement for coordinated load distribution (CLD) in control approach of van Wingerden et al. [165]	$P_i; \Delta P; \alpha$	PALM
Vali et al. [174]	Controller by Vali et al. [173] with gain-scheduling extension for the CLD law	$P_i; \Delta P; \alpha$	PALM

In [161], a control system to provide primary and secondary frequency control is proposed using gain-scheduling feedback controllers on the turbine level. Three different de-rating command modes are introduced. The controller is further discussed in Aho et al. [162] where different performance metrics are analyzed. In [163], illustrates that automatic generation control response is good in un-waked conditions. However, in waked conditions, active power control (APC) becomes more challenging. The influence of individual turbine control on the dynamics of a wind farm is investigated in [164]. The static Jensen Park model is extended to a dynamic one and performance is tested with wind tunnel experiments using three turbines. A PI controller is implemented to track the total power or voltage. In [165], a hierarchical controller is proposed where the wind farm controller distributes the power reference of the grid operator to individual turbines based on a simple gain-scheduling PI controller using power feedback from the wind farm. The proposed control structure is tested with SOWFA showing good tracking performance.

### 5.1.2 | PID control with gain scheduling—distributed structure

In [171], a dynamic distributed turbine set-point dispatch is proposed using a *fair dispatch* where the power production relative to the maximum available power production at the turbine is equal for each turbine. The turbines communicate with the nearest neighbour and

the torque controller of the turbines is control-Lyapunov function-based.

## 5.2 | Optimisation-based model-based open-loop control

An optimal control strategy that exploits the wake interaction to maximise the kinetic energy in the wind farm to provide primary frequency services is proposed in [175]. The control variables are the pitch angle and tip-speed ratio and the wake model used in the optimization is the stationary model proposed in [176]. In [163], an open-loop controller for active power control (AGC more specifically) and provision of power reserve is presented. Torque control and wake steering are used and the authors illustrate the difficulties of providing APC when wind turbine controllers interact through wakes.

## 5.3 | Optimisation-based model-based closed-loop

For power point tracking closed-loop approaches more often proposed for power tracking and provision of grid services than open-loop approaches. By way of example, Figure 3 shows the structure of a hierarchical, model-based closed-loop wind farm controller currently being developed by the authors under the OPWIND project.

### 5.3.1 | Model predictive control

Intense research has been conducted on the use of model predictive control (MPC) in wind farm controllers that have as an objective the provision of services to the power grid. Table 14 provides a summary of numerous relevant works using this approach. In [177], a hierarchical wind farm control concept is described. A high level controller distributes the power production and loading optimally while a low level controller reacts to sudden disturbances. The multi-parametric solutions of the low level controller are computed offline disregarding the coupling between wind turbines. An online reconfiguration algorithm redistributes the power reference using the pre-computed solutions. In [178], an MPC wind farm controller with the objective of constant load tracking of the tower shaft while following the power reference is proposed. The wind farm controller is tested on a wind farm with two turbines showing shaft DEL reductions of 5% to 8% at the turbines.

In [179], a distributed controller to dispatch the power production while considering the turbine loading is suggested. This is an extension of the work by Spudić et al. [178] is presented in [179] under communication constraints where a distributed controller dispatched the power production considering the turbine loading. Due to the distributed controller design the resulting feedback matrix can be made sparse, which increases the modularity and scalability of the approach. In [186], a closed-loop MPC for dispatching the power command and reducing the mechanical loads is described. A wind flow model is not used, but the wind velocity at the turbines is predicted with an ARMA process. A deterministic and stochastic MPC are tested with SimWindFarm and show similar performance. Best performance was achieved with a prediction horizon of 2–3 s. In [195], a supervisory MPC is presented that dispatches the power references to the turbines while operating the turbines close to their maximum power curve. A wake model is not included in the control model. Simulation results indicate that the shaft fatigue can be reduced.

In [194], an MPC is proposed to follow a power reference while mitigating the turbine fatigue loads. A look-up table with damage equivalent loads (DEL) depending on operational conditions is used to represent the fatigue loads. The dynamic flow predictor is used as flow model. The performance of the MPC is compared to a PI controller using proportional dispatch based on the available power at the turbines. The MPC shows larger deviations from the power reference but reduces the DEL up to 28% compared to the PI controller in an eight-turbine array simulated in SimWindFarm. In [187], an active power control for wind farm cluster is presented. The approach considers a hierarchical control structure. On the upper-level, a distributed active power dispatch based on a consensus protocol is used. On the lower level an MPC algorithm takes into account the dynamic response of the system. The control approach is tested with SimWindFarm showing a good tracking performance while reducing the fatigue loads.

In [191, 192], a receding horizon controller to follow the power reference and reduce changes in the thrust coefficient is

presented. The MPC uses a one-dimensional time-varying wake model and the turbine is approximated with the actuator disk theory. The performance of the MPC is tested with LESGO. In [193], the error correction term is replaced with a state estimator. An ensemble Kalman filter (EnKF) estimates the velocity deficit and the wake expansion parameters using the measurements of the turbine power. A similar approach using MPC to optimize the axial induction factor for APC is presented in [199]. The wake model WFSim is used and it is assumed that all necessary states for the MPC are measurable. The control approach is tested on a layout of a  $2 \times 3$  wind farm with WFSim. In [188], a closed-loop MPC for active power control is proposed. The wake model is neglected and instead measurements of the rotor-average wind velocities are used. The objective of the controller is to minimize the axial force variations while following the power reference using the thrust coefficient. The power reference is distributed in the wind farm based on the proportional distribution law in [158]. An additional control loop, which utilizes FLORIS to find the optimal yaw settings and increase the available power in the plant, is implemented. The tracking performance is tested in PALM. In [189], the approach is extended to optimize the thrust coefficients of the turbines. Again the approach is tested on a six turbine test case with PALM showing good tracking performance.

A lexicographic MPC is proposed in [201] to find optimal power set-points for the turbines. First, an optimization problem to track the power reference while minimizing the variation in the power reference is solved and a second optimization problem maximises the available power. The latter problem is constrained with the solution of the first problem.

### 5.3.2 | Linear quadratic regulator

The application of LQR to wind farm control has also been investigated in a good extent. Table 15 presents a summary of relevant works using this approach. In [206], a central and distributed wind farm control for de-rated operation is proposed. The additional degrees of freedom in operation of the wind turbines are used to reduce the fatigue loads in the wind farm. The coupling between turbines is neglected based on the arguments in [176]. A linear time-invariant wind farm model is used resulting in a standard linear quadratic Gaussian control problem. The controller is able to reduce the tower and shaft fatigue by 15% to 20%. In [207], the dynamic power coordination in [177] is analysed and turbine control constraints relaxed to increase control flexibility and to reduce rotor speed variations. Coordinated power fluctuations in individual turbine control is also suggested to reduce turbine loads.

Another approach considering power tracking and load minimization is discussed in [208]. In order to reduce the fatigue loads, the variations of the thrust force are included in the objective function. The resulting control structure consists of a local controller at the turbine level, which follows a LQG control law, while a wind farm coordinator applies a single averaging operation to compensate for deviations in the power set-points at the wind farm level. The control approach is tested with

**TABLE 14** Provision of grid services: Model predictive control

Ref.	Method	Inputs	Controller model	Evaluation model
Spudić et al. [177]	Hierarchical controller; High level power and load distribution; low level disturbance rejection	$P_{ref}; \tau, \beta$	linearised BEM turbine model; no wake model	linearised BEM turbine model; no wake model
Spudić et al. [178]	MPC for power point tracking and load fluctuation minimisation	$\tau, \beta$		
Madjidian et al. [179]	Optimal distributed feedback law to follow power reference and minimise bending moments	$\tau$		
Spudić et al. [180]	Cooperative distributed MPC with quadratic cost function to follow power reference and reduce thrust force	$\tau, \beta$		SimWindFarm
Zhao et al. [181, 182]	Proportional power dispatch and distributed MPC to follow reference and minimize shaft and thrust torque variations	$P_{ref}$	piecewise affine wind turbine model identified with clustering-based algorithm Zhao et al. [183]	SimWindFarm
Zhao et al. [184]	MPC for active and reactive power tracking and minimisation of shaft torque variations	$P_{ref}, Q_{ref}, V_{ref}$	Simplified NREL 5 MW turbine by Grunnet et al. [18]	SimWindFarm
Guo et al. [185]	Distributed MPC for active and reactive power control with reducing shaft torque and thrust force variation	$\beta, \tau$	Simplified NREL 5MW turbine by Grunnet et al. [18]	SimWindFarm
Riverso et al. [186]	Several different MPCs for power dispatch and load reduction	$P_{ref}$	Simplified NREL 5MW turbine by Grunnet et al. [18] + wind velocity prediction at turbines with ARMA predictor	SimWindFarm
Huang et al. [187]	Power dispatch based on consensus control and decentralised MPC on turbine level to follow power reference and minimise variation in shaft torque and thrust force	$P_{ref}, \beta, \omega$	Simplified NREL 5MW turbine by Grunnet et al. [18]	SimWindFarm
Boersma et al. [188, 189]	Model predictive to follow power reference and minimize axial force variation; + FLORIS model to optimise yaw angles	$C_T$	linear parameter varying actuator disc turbine model; no wake model	PALM
Boersma et al. [190]	Sampled-based stochastic MPC for power reference tracking and minimisation of thrust coefficient variation	$C_T; \gamma$	linear parameter varying actuator disc turbine model; no wake model	PALM
Shapiro et al. [191, 192]	Receding horizon controller to follow power reference and reduce changes in thrust coefficient	$C_T$	1-D time varying wake model + actuator disc model	High fidelity code LESGO; to validate wake model SP-Wind
Shapiro et al. [193]	Receding horizon controller to follow power reference and reduce changes in thrust coefficient and ensemble Kalman filter for state and parameter estimation	$C_T$	1-D time varying wake model + actuator disc model	High fidelity code LESGO
Kazda et al. [194]	MPC to follow power reference and reduce DEL of tower bending moments	$P_{ref}$	Dynamic flow predictor + fatigue load look-up table	SimWindFarm
Wang et al. [195]	Supervisory MPC for power dispatch with power storage considering twist-angle variation	$P_{ref}, I_{bat}$	3rd order two-mass shaft dynamic wind turbine model and simplified battery model	WTG by Qiao [196] + el. model by Ni et al. [197]; no wake model
Huang et al. [198]	Two-stage optimization with energy storage; 1st stage follow power reference while reduce fluctuation in power storage, shaft torque and thrust force; 2nd stage distribute ESS inside wind farm	$P_{ref}$	DFIG turbine model with simplified NREL 5MW turbine by Grunnet et al. [18] as mechanical part; no wake model	SimWindFarm
Vali et al. [199]	Adjoint-based model predictive control to minimise power tracking error	$a/(1-a)$	WFSim	WFSim

(Continues)



TABLE 14 (Continued)

Ref.	Method	Inputs	Controller model	Evaluation model
Bay et al. [200]	Limited communication distributed MPC for power reference tracking	$\gamma, a$	linear approximation of Jensen-Park model and Gaussian wake model	FLORIS (Gaussian wake model)
Siniscalchi-Minna et al. [201]	Lexigraphic MPC following power reference and minimise its variation while increasing available power	$P_{ref}$	Jensen-Park model	Jensen-Park model
Siniscalchi-Minna et al. [202]	MPC to minimize tracking power, electrical power losses, variation in power reference and maximise available power	$P_{ref}$	Jensen-Park model	SimWindFarm
Siniscalchi-Minna et al. [203, 204]	Partitioning of wind farm to minimise wake effects; dispatch of power reference on partition; local MPC to follow power reference and maximise available power	$P_{ref}$	Jensen-Park model	SimWindFarm
Ahmadyar and Verbič [205]	Three operation strategies: Max power output while maintain kinetic energy, max rotational energy while maintain power output, deload with max kinetic energy	$\omega, \beta$	NREL 5 MW turbine with fitted $C_p$ and $C_t$ curves; no wake model; no wake model	NREL 5 MW turbine with fitted $C_p$ and $C_t$ curves; no wake model; no wake model
Ahmadyar and Verbič [175]	Maximise kinetic energy for primary frequency service	$\beta, \lambda$	Model by Madjidian and Rantzer [176]	Model by Madjidian and Rantzer [176]

TABLE 15 Provision of grid services: Linear quadratic and particle swarm optimisation approaches

Ref.	Method	Inputs	Controller model	Evaluation model
Biegel et al. [206]	Distributed linear quadratic Gaussian control penalising fatigue and power set-point variations	$\beta, \omega_g$	linearised BEM turbine model; no wake model	
Madjidian et al. [207]	Dynamic power coordination with relaxed power tracking constraints to decrease loads	$\tau, \beta$	linearised BEM turbine model; no wake model	
Madjidian [208]	LQR on turbine level with thrust force reduction in objective and high level wind farm coordinator to adjust for power tracking deviations	$P_{ref}$ ;	linearised BEM turbine model; no wake model	SimWindFarm
Baros and Annaswamy [209]	Distributed fatigue load minimisation and power reference optimal control	$\omega$	DFIG turbine by Pulgar-Painemal and Sauer [210]; no wake model	
Soleimanzadeh and Wisniewski [211]	Distribution of power reference while reducing structural loading	$\omega; \beta, P_{ref}$	linearised 2D Navier Stokes eq. by Soleimanzadeh et al. [212]; NREL 5MW turbine with polynomial approximation of $C_p$ and $C_T$ tables	
Soleimanzadeh et al. [213]	Distribution of power reference while reducing structural loading	$\omega, \beta, P_{ref}$	linearised 2D Navier Stokes eq. by Soleimanzadeh and Wisniewski [214]; linearised turbine model by Brand [63]	
Siniscalchi-Minna et al. [215]	Maximisation of available power with linear program	$P_{ref}$	Actuator Disc model	SimWindFarm
Zhao et al. [216]	Power reference dispatch based on load sensitivity	$P_{ref}$	Simplified NREL 5MW turbine by Grunnet et al. [18]	SimWindFarm
Ebrahimi et al. [217]	Power dispatch and optimal wind turbine control that minimises tower torque, turbine power reference error and wind farm power demand error	$\beta, V$	DFIG turbine model; no wake model	
Jensen et al. [218]	Distributed optimal dispatch and added turbulence minimisation	$P_{ref}$	Actuator Disc model	SimWindFarm
Particle Swarm Optimization				
Tian et al. [219]	PSO to maximise available power	$\beta, \lambda$	Jensen-Park model	Jensen-Park model

**TABLE 16** Provision of grid services: Estimation and observation methods

Ref.	Method	Estimator model	Evaluation model
Gebraad et al. [220]	Kalman filter to correct wind field velocities based on measured power data from turbines	FLORiDyn	SOWFA
Doekemeijer et al. [221]	Approximate and ensemble Kalman filter using wind velocity measurements around the turbines to correct wind field	WFSim	SOWFA
Doekemeijer et al. [222]	Ensemble Kalman filter using wind velocity measurements around the turbines to correct wind field	WFSim	SOWFA
Doekemeijer et al. [224]	Ensemble Kalman filter to estimate wind field with turbine power measurements	WFSim	SOWFA
Doekemeijer et al. [225]	Linear, extended, unscented and ensemble KF to correct wind field with downstream flow measurements at each turbine from LiDAR	WFSim	SOWFA
Shapiro et al. [193]	Ensemble Kalman filter for state and parameter estimation using power measurements	Model by Shapiro et al. [192]	LESGO
Annoni et al. [226]	Kalman filter to estimate state of reduced order model by optimal placement of sensors	ROM	SOWFA
Cacciola et al. [227]	Wake centre tracking with load measurements from turbine by minimizing difference between model and measurements	Larsen wake model	high-fidelity multibody turbine model Cp-Lambda [228]
Schreiber et al. [229]	Wake center tracking with load measurements from turbine by minimizing difference between model and measurements [227]	Larsen wake model	wind tunnel
Campagnolo et al. [230]	Wind Sector observer to estimate rotor effective wind speed with blade load sensors	BEM turbine model	wind tunnel
Bottasso and Schreiber [231]	Maximum likelihood estimate of wind speeds using rotor loads based on Bottasso et al. [232]	Wake model by Keane et al. [233] with wake deflection by Jiménez et al. [234]	wind tunnel
Bottasso et al. [232]	Estimate of wind speed over turbine quadrants using load measurements (Blade-Load-based Estimator)	BEM turbine model	high-fidelity multibody turbine model Cp-Lambda [228]; CART3 measurements
Göçmen et al. [235]	Estimation of possible power in down-regulated wind farm	Larsen wake model + $C_p$ look-up tables	SCADA data
Mittelmeier et al. [236]	Detect underperforming turbines by comparing expected and measured power using lookup tables.	Fuga wake model	SCADA data
Annoni et al. [237]	Consensus-based optimization of wind direction	-	SCADA data
Bossanyi [238]	Exponential-weighted average of wind direction measurement in wind farm	-	LongSim model
Doekemeijer and van Wingerden [239]	Model inversion to estimate wind direction by local wind measurements at turbines.	FLORIS	FLORIS
Adcock and King [240]	Estimate mixing length field and thrust coefficient to minimise difference in wind speed using lidar and meteorological tower measurements	WindSE	SOWFA

SimWindFarm and resulted in a 35% average reduction of fatigue damage in the wind turbine towers compared to the case where each turbine maintains its nominal power reference. In [209], a distributed approach to solve the *Fatigue-load minimization optimal control problem* is proposed. It follows the power reference while minimizing the fatigue loads in the wind farm. Interactions between turbines due to wakes are neglected.

### 5.3.3 | Particle Swarm Optimisation

In [219], a PSO optimization is used to obtain optimal pitch angles and tip-speed ratios to maximise the available power in

the plant. The wake effects are modelled with the Jensen-Park model and the method is able to increase the available power in the wind farm considerably in comparison to the proportional dispatch method.

## 6 | ESTIMATION

Very little work has been done regarding state observers for wind farms. Some of the most relevant works are summarised in Table 16). In Gebraad et al. [220] the states of the FLORi-Dyn model are estimated with a Kalman filter using the power production and control settings measured at the turbines.

Noteworthy is the work by [221–225] who in a series of articles used the ensemble Kalman filter (EnKF) (and other Kalman filters) to estimate the states of the WFSim model reducing sequentially the required amount of measurements. Another example of applying an EnKF to the wind farm can be found in [193]. In [226], a data-driven sparse-sensor placement algorithm to find optimal sensor locations for flow field reconstructions is presented. The measurements of the flow field are used by a Kalman filter to adjust the flow field predictions of a reduced-order model.

## 7 | DISCUSSION

A comprehensive literature review on wind farm control concepts and structures has been presented and details on the work conducted by numerous researchers and their main findings provided. It is evident that there is still work to do in the field and the following is a brief summary of some pressing challenges in wind farm control:

- Quantification of the impact of wind farm control strategies on the wind turbine loads would be highly advantageous in moving wind farm control strategies forward towards widespread implementation and industry acceptance.
- Wind farm power maximisation is designed and evaluated on many different models, which makes the evaluation of the performance of different control approaches difficult. The FarmConnors benchmark was launched recently to provide data sets on which control models can be evaluated [241].
- While in simulations it was shown that the power production of wind farms can be increased with a cooperative control strategy, the proof-of-concept on a real wind farm is still missing. Moreover, it is questionable if axial induction control has the capabilities to improve the annual energy production of a wind farm. Even for wake steering, in simulations the more promising approach, such a proof-of-concept on a real wind farm has not been brought forward, yet. A problem is the large measurement noise and uncertainty making the interpretation of the results of measurements campaigns very difficult. The uncertainties in for example wind direction and aerodynamic models, puts cooperative control strategies in risk of being counter-productive over some periods, which may result in them not increasing the annual energy production. On the other hand, even if these control concept cannot increase the power production they may still be capable of decreasing the load in wind farms.
- Wake steering is a promising control strategy. However, it is not clear if wake steering actually can contribute to lower the CoE. Turbines are not designed to constantly be yawed into the wind. These will increase the dynamic load on some parts of the turbines which may result in higher maintenance costs. Some simulation studies exist showing the load will change considerably on the blade and drive-train. More studies possibly also long term experiments are necessary to show how much this control strategy effects the lifetime of the turbine components. It may be even necessary to redesign

some components if this control strategy proves to be effective.

- Many cooperative control approaches are optimisation-based. To operate a model-based optimiser in closed-loop a state estimator is required. In comparison to noise-free full state feedback the usage of a state estimator will decrease the performance of the optimisation approach to some extent. Very little work has been done developing state estimators for wind farms.
- If the wind farm is operated below available power it is still an open question if the fatigue load can be reduced. How is the energy production distributed the best over the farm to achieve this goal, and how to formulate this the best in a comprehensive objective function that can be optimised in real-time?



## ACKNOWLEDGEMENTS

This work was supported by OPWIND, RCN project no. 268044.

## LIST OF VARIABLES

$a$	Axial induction factor
$C_T$	Thrust coefficient
$I_{bat}$	Battery current
$P$	Power
$P_{ref}$	Power reference
$P_{dem}$	Power demand
$P_i$	Power at turbine $i$
$P_{bs}$	Position
$Q_{ref}$	Reactive power reference
$V_{ref}$	Voltage reference
$\beta$	Blade pitch angle
$\nu$	Tilt
$\lambda$	Tip-speed ratio
$\gamma$	Yaw angle
$\tau$	Generator
$\tau_{gain}$	Generator torque gain
$\omega$	Rotor rotational speed
$\omega_g$	Generator rotational speed

## ORCID

Leif Erik Andersson  <https://orcid.org/0000-0002-1099-5705>  
 Olimpo Anaya-Lara  <https://orcid.org/0000-0001-5250-5877>

## REFERENCES

1. Knudsen, T.: Survey of wind farm control - power and fatigue optimisation. EU REserviceS, Deliverable 2.2 37(11), 1703–1716 (2014)
2. Boersma, S., et al.: A tutorial on control-oriented modeling and control of wind farms. In: 2017 American Control Conference (ACC), Seattle (2017)
3. Kheirabadi, A.C., Nagamune, R.: A quantitative review of wind farm control with the objective of wind farm power maximization. *J. Wind Eng. Ind. Aerodyn.* 192, 45–73 (2019)
4. Cutululis, N.: Smartwind H2020 research proposal. Technical Report, private document prepared by the Smartwind consortium. Available by request (2019)
5. Herbert-Acero, J.F., et al.: A review of methodological approaches for the design and optimization of wind farms. *Energies* 7(11), 6930–7016 (2014)

6. Aho, J., et al.: A tutorial of wind turbine control for supporting grid frequency through active power control. In: American Control Conference (ACC), Montreal (2012)
7. Bastankhah, M., Porté-Agel, F.: Experimental and theoretical study of wind turbine wakes in yawed conditions. *J. Fluid Mech* 806, 506–541 (2016)
8. Schlechtingen, M., Santos, I.F., Achiche, S.: Wind turbine condition monitoring based on scada data using normal behavior models. part 1: System description. *Applied Soft Computing* 13(1), 259–270 (2013)
9. Yang, W., et al.: Wind turbine condition monitoring: technical and commercial challenges. *Wind Energy* 17(5), 673–693 (2014)
10. Pao, L.Y., Johnson, K.E.: A tutorial on the dynamics and control of wind turbines and wind farms. In: 2009 American Control Conference, St. Louis (2009)
11. Harris, M., Hand, M., Wright, A.: LIDAR for turbine control. National Renewable Energy Laboratory, Golden, CO, Report No NREL/TP-500-39154 (2006)
12. Hogg, S., Crabtree, C.: UK Wind Energy Technologies. Routledge, Milton Park (2016)
13. Anaya-Lara, O., et al.: Offshore Wind Energy Technology. Wiley, New York (2018)
14. Bossanyi, E.A.: Individual blade pitch control for load reduction. *Wind Energy: An International Journal for Progress and Applications in Wind Power Conversion Technology* 6(2), 119–128 (2003)
15. Moriarty, P.J., Butterfield, S.B.: Wind turbine modeling overview for control engineers. In: American Control Conference, 2009. ACC'09, St. Louis (2009)
16. Rezaei, V.: Advanced control of wind turbines: Brief survey, categorization, and challenges. In: American Control Conference (ACC), Chicago (2015)
17. Barthelmie, R.J., et al.: Quantifying the impact of wind turbine wakes on power output at offshore wind farms. *J. Atmos. Ocean. Technol.* 27(8), 1302–1317 (2010)
18. Grunnet, J.D., et al.: Aeolus toolbox for dynamics wind farm model, simulation and control. In: European Wind Energy Conference and Exhibition, Warsaw (2010)
19. Gebraad, P.M., Van-Wingerden, J.: A control-oriented dynamic model for wakes in wind plants. *Journal of Physics: Conference Series*, 524, 012186. (2014)
20. Shapiro, C.R., et al.: A wake modeling paradigm for wind farm design and control. *Energies* 12(15), 2956 (2019)
21. Kazda, J., Cutululis, N.: Fast control-oriented dynamic linear model of wind farm flow and operation. *Energies* 11(12), 3346 (2018)
22. Sande, B., Van der Pijl, S., Koren, B.: Review of computational fluid dynamics for wind turbine wake aerodynamics. *Wind energy* 14(7), 799–819 (2011)
23. Stevens, R.-J., Meneveau, C.: Flow structure and turbulence in wind farms. *Annual review of fluid mechanics* (49), 311–339 (2017)
24. Porté-Agel, F., Bastankhah, M., Shamsoddin, S.: Wind-turbine and wind-farm flows: a review. *Bound.-Layer Meteorol.* 174(1), 1–59 (2020)
25. Breton, S.P., et al.: A survey of modelling methods for high-fidelity wind farm simulations using large eddy simulation. *Philosophical Transactions of the Royal Society A: Mathematical, Physical and Engineering Sciences* 375(2091), 20160097 (2017)
26. Steinbuch, M., et al.: Optimal control of wind power plants. *J. Wind Eng. Ind. Aerodyn.* 27(1-3), 237–246 (1988)
27. Johnson, K.E., Thomas, N.: Wind farm control: Addressing the aerodynamic interaction among wind turbines. In: American Control Conference, St. Louis (2009)
28. Hansen, K.S., et al.: The impact of turbulence intensity and atmospheric stability on power deficits due to wind turbine wakes at horns rev wind farm. *Wind Energy* 15(1), 183–196 (2012)
29. Knudsen, T., Bak, T., Svenstrup, M.: Survey of wind farm control - power and fatigue optimization. *Wind Energy* 18(8), 1333–1351 (2015)
30. Kim, H., Kim, K., Paek, I.: Power regulation of upstream wind turbines for power increase in a wind farm. *International Journal of Precision Engineering and Manufacturing* 17(5), 665–670 (2016)
31. Wang, F., Garcia-Sanz, M.: Wind farm cooperative control for optimal power generation. *Wind Eng.* 42(6), 547–560 (2018)
32. Nilsson, K., et al.: Large-eddy simulations of the Lillgrund wind farm. *Wind Energy* 18(3), 449–467 (2015)
33. Annoni, J., et al.: Analysis of axial-induction-based wind plant control using an engineering and a high-order wind plant model. *Wind Energy* 19(6), 1135–1150 (2016)
34. Dilip, D., Porté-Agel, F.: Wind turbine wake mitigation through blade pitch offset. *Energies* 10(6), 757 (2017)
35. Stoll, R., Porté-Agel, F.: Dynamic subgrid-scale models for momentum and scalar fluxes in large-eddy simulations of neutrally stratified atmospheric boundary layers over heterogeneous terrain. *Water Resour. Res.* 42(1), (2006)
36. Medici, D.: Experimental studies of wind turbine wakes: power optimisation and meandering. Technical Report, KTH Mechanics, Royal Institute of Technology, Stockholm (2005)
37. Adaramola, M., Krogstad, P.Å.: Experimental investigation of wake effects on wind turbine performance. *Renewable Energy* 36(8), 2078–2086 (2011)
38. Wagenaar, J., Machiels, L., Schepers, J.: Controlling wind in ECN's scaled wind farm. *Proc Europe Premier Wind Energy Event* 685–694 (2012)
39. Churchfield, M.J., et al.: Wind turbine wake-redirection control at the fishermen's Atlantic city windfarm. In: Offshore Technology Conference, Houston (2015)
40. Miao, W., et al.: Numerical investigation of the yawed wake and its effects on the downstream wind turbine. *Journal of Renewable and Sustainable Energy* 8(3), 033303 (2016)
41. Fleming, P., et al.: Simulation comparison of wake mitigation control strategies for a two-turbine case. *Wind Energy* 18(12), 2135–2143 (2015)
42. Campagnolo, F., et al.: Wind tunnel testing of wake control strategies. In: American Control Conference (ACC), Boston (2016)
43. Bartl, J., Sætran, L.: Experimental testing of axial induction based control strategies for wake control and wind farm optimization. *Journal of Physics: Conference Series* 753, 032035 (2016)
44. Bartl, J., et al.: Wind tunnel experiments on wind turbine wakes in yaw: Effects of inflow turbulence and shear. *Wind Energy Science* 3(1), 329–343 (2018)
45. Bastankhah, M., Porté-Agel, F.: Wind farm power optimization via yaw angle control: A wind tunnel study. *Journal of Renewable and Sustainable Energy* 11(2), 023301 (2019)
46. Raach, S., et al.: Wake redirecting using feedback control to improve the power output of wind farms. In: American Control Conference (ACC), Boston (2016)
47. Raach, S., et al.: H inf controller design for closed-loop wake redirection. In: American Control Conference (ACC), Seattle (2017)
48. Raach, S., et al.: LIDAR-based closed-loop wake redirection in high-fidelity simulation. *Journal of Physics: Conference Series* 1037, 032016 (2018)
49. Dhiman, H.S., Deb, D., Foley, A.M.: LIDAR assisted wake redirection in wind farms: A data driven approach. *Renewable Energy* 152, 484–493 (2020)
50. De-Prada-Gil, M., et al.: Maximum wind power plant generation by reducing the wake effect. *Energy Convers. Manage.* 101, 73–84 (2015)
51. Munters, W., Meyers, J.: Towards practical dynamic induction control of wind farms: analysis of optimally controlled wind-farm boundary layers and sinusoidal induction control of first-row turbines. *Wind Energy Science* 3(1), 409–425 (2018)
52. Frederik, J.A., et al.: The helix approach: using dynamic individual pitch control to enhance wake mixing in wind farms. [arXiv:1912.10025](https://arxiv.org/abs/1912.10025) (2019)
53. Munters, W., Meyers, J.: Dynamic strategies for yaw and induction control of wind farms based on large-eddy simulation and optimization. *Energies* 11(1), 177 (2018)
54. Kazda, J., et al.: Mitigating adverse wake effects in a wind farm using non-optimum operational conditions. *J. Wind Eng. Ind. Aerodyn.* 154, 76–83 (2016)

55. Munters, W., Meyers, J.: An optimal control framework for dynamic induction control of wind farms and their interaction with the atmospheric boundary layer. *Phil Trans R Soc A* 375(2091), 20160100 (2017)
56. Thomas, J.J., Gebraad, P.M., Ning, A.: Improving the floris wind plant model for compatibility with gradient-based optimization. *Wind Eng.* 41(5), 313–329 (2017)
57. Gebraad, P., et al.: Maximization of the annual energy production of wind power plants by optimization of layout and yaw-based wake control. *Wind Energy* 20(1), 97–107 (2017)
58. Fleming, P., et al.: Wind plant system engineering through optimization of layout and yaw control. *Wind Energy* 19(2), 329–344 (2016)
59. Barradas-Berglind, J.J., Wisniewski, R.: Wind farm axial-induction factor optimization for power maximization and load alleviation. In: 2016 European Control Conference (ECC), Aalborg (2016)
60. Horvat, T., Spudić, V., Baotić, M.: Quasi-stationary optimal control for wind farm with closely spaced turbines. In: MIPRO, 2012 Proceedings of the 35th International Convention, Opatija (2012)
61. Bay, C.J., et al.: Unlocking the full potential of wake steering: Implementation and assessment of a controls-oriented model. *Wind Energy Science Discussions* 2019, 1–20 (2019)
62. Martínez-Tossas, L.A., et al.: The aerodynamics of the curled wake: A simplified model in view of flow control. *Wind Energy Science Discussions* 2018, 1–17 (2018)
63. Brand, A.J.: A quasi-steady wind farm flow model. In: Tutorial Training Workshop on Improved Control of Wind Farms, Glasgow (2011)
64. Annoni, J., et al.: Efficient optimization of large wind farms for real-time control. In: 2018 Annual American Control Conference (ACC), Milwaukee (2018)
65. PyWake. <https://doi.org/10.5281/zenodo.2562662> (2019)
66. Park, J., Kwon, S., Law, K.H.: Wind farm power maximization based on a cooperative static game approach. *Proc. SPIE* 8688, 86880R (2013)
67. Howland, M.F., Lele, S.K., Dabiri, J.O.: Wind farm power optimization through wake steering. *Proc. Natl. Acad. Sci.* 116(29), 14495–14500 (2019)
68. Park, J., Law, K.H.: Cooperative wind turbine control for maximizing wind farm power using sequential convex programming. *Energy Convers. Manage.* 101, 295–316 (2015)
69. Park, J., Law, K.H.: Layout optimization for maximizing wind farm power production using sequential convex programming. *Applied Energy* 151, 320–334 (2015)
70. De-Rijcke, S., Driesen, J., Meyers, J.: Power smoothing in large wind farms using optimal control of rotating kinetic energy reserves. *Wind Energy* 18(10), 1777–1791 (2015)
71. Thøgersen, E., et al.: Statistical meandering wake model and its application to yaw-angle optimisation of wind farms. *Journal of Physics: Conference Series* 854, 012017 (2017)
72. van Dijk, M.T., et al.: Wind farm multi-objective wake redirection for optimizing power production and loads. *Energy* 121, 561–569 (2017)
73. Meyers, J., Meneveau, C.: Large eddy simulations of large wind-turbine arrays in the atmospheric boundary layer. In: 48th AIAA Aerospace Sciences Meeting Including the New Horizons Forum and Aerospace Exposition, Orlando (2010)
74. Lee, J., et al.: Blade pitch angle control for aerodynamic performance optimization of a wind farm. *Renewable energy* 54, 124–130 (2013)
75. Ainslie, J.F.: Calculating the flowfield in the wake of wind turbines. *J. Wind Eng. Ind. Aerodyn.* 27(1-3), 213–224 (1988)
76. Serrano-González, J., et al.: Maximizing the overall production of wind farms by setting the individual operating point of wind turbines. *Renewable Energy* 80, 219–229 (2015)
77. Wang, L., Tan, A., Gu, Y.: A novel control strategy approach to optimally design a wind farm layout. *Renewable energy* 95, 10–21 (2016)
78. Wang, L., et al.: Effectiveness of optimized control strategy and different hub height turbines on a real wind farm optimization. *Renewable energy* 126, 819–829 (2018)
79. Wang, J., et al.: Analysis and application of forecasting models in wind power integration: A review of multi-step-ahead wind speed forecasting models. *Renewable and Sustainable Energy Reviews* 60, 960–981 (2016)
80. Behnood, A., et al.: Optimal output power of not properly designed wind farms, considering wake effects. *Int. J. Electr. Power Energy Syst.* 63, 44–50 (2014)
81. Bo, G., et al.: A wind farm optimal control algorithm based on wake fast-calculation model. *J. Sol. Energy Eng.* 138(2), 024501 (2016)
82. Gionfra, N., et al.: Wind farm distributed pso-based control for constrained power generation maximization. *Renewable Energy* 133, 103–117 (2019)
83. Park, J., Kwon, S.D., Law, K.H.: A data-driven approach for cooperative wind farm control. In: American Control Conference (ACC), Boston (2016)
84. Hou, P., et al.: Optimised power dispatch strategy for offshore wind farms. *IET Renewable Power Generation* 10(3), 399–409 (2016)
85. Zhang, B., et al.: Optimized power dispatch in wind farms for power maximizing considering fatigue loads. *IEEE Transactions on Sustainable Energy* 9(2), 862–871 (2017)
86. Abbes, M., Allagui, M.: Centralized control strategy for energy maximization of large array wind turbines. *Sustainable Cities and Society* 25, 82–89 (2016)
87. Quick, J., et al.: Optimization under uncertainty for wake steering strategies. *Journal of Physics: Conference Series* 854, 012036 (2017)
88. Gebraad, P., et al.: Wind plant power optimization through yaw control using a parametric model for wake effects – a CFD simulation study. *Wind Energy* 19(1), 95–114 (2016)
89. Marden, J.R., Ruben, S.D., Pao, L.Y.: A model-free approach to wind farm control using game theoretic methods. *IEEE Trans. Control Syst. Technol.* 21(4), 1207–1214 (2013)
90. Kragh, K.A., Hansen, M.H.: Load alleviation of wind turbines by yaw misalignment. *Wind Energy* 17(7), 971–982 (2014)
91. van Dijk, M.T., et al.: Yaw-misalignment and its impact on wind turbine loads and wind farm power output. *Journal of Physics: Conference Series* 753, 062013 (2016)
92. Ning, S.: Cblade documentation: Release 0.1. 0. Technical Report National Renewable Energy Lab. (NREL), Golden (2013)
93. Bitar, E., Seiler, P.: Coordinated control of a wind turbine array for power maximization. In: 2013 American Control Conference, Washington, DC (2013)
94. Rotea, M.A.: Dynamic programming framework for wind power maximization. *IFAC Proceedings Volumes* 47(3), 3639–3644 (2014)
95. Santhanagopalan, V., Rotea, M., Iungo, G.: Performance optimization of a wind turbine column for different incoming wind turbulence. *Renewable Energy* 116, 232–243 (2018)
96. Santoni, C., et al.: Development of a high fidelity cfd code for wind farm control. In: American Control Conference (ACC), Chicago (2015)
97. Iungo, G.V., et al.: Reduced order model for optimization of power production from a wind farm. In: 34th Wind Energy Symposium, San Diego (2016)
98. Rott, A., et al.: Robust active wake control in consideration of wind direction variability and uncertainty. *Wind Energy Science* 3(2), 869–882 (2018)
99. Herp, J., Poulsen, U.V., Greiner, M.: Wind farm power optimization including flow variability. *Renewable Energy* 81, 173–181 (2015)
100. Dar, Z., et al.: Windfarm power optimization using yaw angle control. *IEEE Transactions on Sustainable Energy* 8(1), 104–116 (2017)
101. Schepers, J., Van der Pijl, S.: Improved modelling of wake aerodynamics and assessment of new farm control strategies. *Journal of Physics: Conference Series* 75, 012039 (2007)
102. Mirzaei, M., et al.: Turbine control strategies for wind farm power optimization. In: 2015 American Control Conference (ACC), Chicago (2015)
103. Duc, T., et al.: Local turbulence parameterization improves the jensen wake model and its implementation for power optimization of an operating wind farm. *Wind Energy Science* 4(2), 287–302 (2019)
104. Kim, H., Kim, K., Paek, I.: Model based open-loop wind farm control using active power for power increase and load reduction. *Applied Sciences* 7(10), 1068 (2017)
105. Bossanyi, E., Jorge, T.: Optimisation of wind plant sector management for energy and loads. In: Control Conference (ECC), Aalborg (2016)

106. Bossanyi, E.: Combining induction control and wake steering for wind farm energy and fatigue loads optimisation. *Journal of Physics: Conference Series* 1037, 032011 (2018)
107. Harrison, M., et al.: An initial study into the potential of wind farm control to reduce fatigue loads and extend asset life. *Journal of Physics: Conference Series* 1618, 022007 (2020)
108. Kanev, S., Savenije, F., Engels, W.: Active wake control: An approach to optimize the lifetime operation of wind farms. *Wind Energy* 21(7), 488–501 (2018)
109. Kanev, S.: Dynamic wake steering and its impact on wind farm power production and yaw actuator duty. *Renewable Energy* 146, 9–15 (2020)
110. Simley, E., Fleming, P., King, J.: Design and analysis of a wake steering controller with wind direction variability. *Wind Energy Science* 5(2), 451–468 (2020)
111. Fleming, P., et al.: Detailed field test of yaw-based wake steering. *Journal of Physics: Conference Series* 753, 052003 (2016)
112. Fleming, P., et al.: Field test of wake steering at an offshore wind farm. *Wind Energy Science* 2(1), 229–239 (2017)
113. Fleming, P., et al.: Initial results from a field campaign of wake steering applied at a commercial wind farm – part 1. *Wind Energy Science* 4(2), 273–285 (2019)
114. Fleming, P., et al.: Continued results from a field campaign of wake steering applied at a commercial wind farm—part 2. *Wind Energy Science* 5(3), 945–958 (2020)
115. Shapiro, C.R., Gayme, D.F., Meneveau, C.: Modelling yawed wind turbine wakes: a lifting line approach. *J. Fluid Mech* 841, R1 (2018)
116. van der Hoek, D., et al.: Effects of axial induction control on wind farm energy production—a field test. *Renewable Energy* 140, 994–1003 (2019)
117. Kheirabadi, A.C., Nagamune, R.: Modeling and power optimization of floating offshore wind farms with yaw and induction-based turbine repositioning. In: 2019 American Control Conference (ACC), Philadelphia (2019)
118. Rodrigues, S., et al.: Wake losses optimization of offshore wind farms with moveable floating wind turbines. *Energy Convers. Manage.* 89, 933–941 (2015)
119. Doekemeijer, B.M., Van-Wingerden, J.W., Fleming, P.A.: A tutorial on the synthesis and validation of a closed-loop wind farm controller using a steady-state surrogate model. In: 2019 American Control Conference (ACC), Philadelphia (2019)
120. Doekemeijer, B.M., van der Hoek, D., van Wingerden, J.W.: Closed-loop model-based wind farm control using FLORIS under time-varying inflow conditions. *Renewable Energy* 156, 719–730 (2020)
121. Shu, J., Zhang, B.H., Bo, Z.Q.: A wind farm coordinated controller for power optimization. In: 2011 IEEE Power and Energy Society General Meeting, Detroit (2011)
122. Larsen, G.C.: A Simple Wake Calculation Procedure. Risø National Laboratory, Denmark (1988)
123. Frandsen, S., et al.: Analytical modelling of wind speed deficit in large offshore wind farms. *Wind Energy: An International Journal for Progress and Applications in Wind Power Conversion Technology* 9(1-2), 39–53 (2006)
124. Gionfra, N., et al.: Hierarchical control of a wind farm for wake interaction minimization. *IFAC-PapersOnLine* 49(27), 330–335 (2016)
125. Heer, F., et al.: Model based power optimisation of wind farms. In: 2014 European Control Conference (ECC), pp. 1145–1150. IEEE (2014)
126. Vali, M., et al.: A predictive control framework for optimal energy extraction of wind farms. *Journal of Physics: Conference Series* 753, 052013 (2016)
127. Vali, M., et al.: Adjoint-based model predictive control of wind farms: Beyond the quasi-steady-state power maximization. *IFAC-PapersOnLine* 50(1), 4510–4515 (2017)
128. Vali, M., et al.: Adjoint-based model predictive control for optimal energy extraction in waked wind farms. *Control Engineering Practice* 84, 48–62 (2019)
129. Goit, J.P., Meyers, J.: Optimal control of energy extraction in wind-farm boundary layers. *J. Fluid Mech* 768, 5–50 (2015)
130. Goit, J., Munters, W., Meyers, J.: Optimal coordinated control of power extraction in les of a wind farm with entrance effects. *Energies* 9(1), 29 (2016)
131. Munters, W., Meyers, J.: Effect of wind turbine response time on optimal dynamic induction control of wind farms. *Journal of Physics: Conference Series* 753, 052007 (2016)
132. Munters, W., Meyers, J.: Optimal dynamic induction and yaw control of wind farms: effects of turbine spacing and layout. *Journal of Physics: Conference Series* 1037, 032015 (2018)
133. Hulsman, P., Andersen, S.J., Göçmen, T.: Optimizing wind farm control through wake steering using surrogate models based on high fidelity simulations. *Wind Energy Science Discussions* 5, 309–329 (2019)
134. Park, J., Kwon, S.D., Law, K.: A data-driven, cooperative approach for wind farm control: a wind tunnel experimentation. *Energies* 10(7), 852 (2017)
135. Andersson, L.E., et al.: Real-time optimization of wind farms using modifier adaptation and machine learning. In: *Wind Energy Science Conference, Cork* (2019)
136. Andersson, L.E., Imsland, L.: Real-time optimization of wind farms using modifier adaptation and machine learning. *Wind Energy Science Discussions* 2020, 1–17 (2020)
137. Andersson, L.E., et al.: Adaptation of engineering wake models using gaussian process regression and high-fidelity simulation data. In: *TORQUE Online Conference* (2020)
138. Park, J.: Contextual bayesian optimization with trust region (cbotr) and its application to cooperative wind farm control in region 2. *Sustainable Energy Technologies and Assessments* 38, 100679 (2020)
139. Doekemeijer, B.M., et al.: Model-based closed-loop wind farm control for power maximization using bayesian optimization: a large eddy simulation study. In: 2019 IEEE Conference on Control Technology and Applications (CCTA), Hong Kong (2019)
140. Andersson, L.E., Bradford, E.C., Imsland, L.: Distributed learning and wind farm optimization with Gaussian processes. In: *American Control Conference (ACC), 2020, Denver* (2020)
141. Zhao, H., et al.: Cooperative wind farm control with deep reinforcement learning and knowledge assisted learning. *IEEE Transactions on Industrial Informatics* (2020)
142. Yin, X., et al.: Data-driven multi-objective predictive control of offshore wind farm based on evolutionary optimization. *Renewable Energy* (2020)
143. Yin, X., et al.: Reliability aware multi-objective predictive control for wind farm based on machine learning and heuristic optimizations. *Energy* 117739 (2020)
144. Gebraad, P.M., van Dam, F.C., van Wingerden, J.W.: A model-free distributed approach for wind plant control. In: *American Control Conference (ACC), 2013*, pp. 628–633. IEEE (2013)
145. Gebraad, P., Van-Wingerden, J.: Maximum power-point tracking control for wind farms. *Wind Energy* 18(3), 429–447 (2015)
146. Ahmad, M., Azuma, S.i., Sugie, T.: A model-free approach for maximizing power production of wind farm using multi-resolution simultaneous perturbation stochastic approximation. *Energies* 7(9), 5624–5646 (2014)
147. Barreiro-Gomez, J., et al.: Model-free control for wind farms using a gradient estimation-based algorithm. In: 2015 European Control Conference (ECC), Linz (2015)
148. Barreiro-Gomez, J., et al.: Data-driven decentralized algorithm for wind farm control with population-games assistance. *Energies* 12(6), 1164 (2019)
149. Johnson, K.E., Fritsch, G.: Assessment of extremum seeking control for wind farm energy production. *Wind Eng.* 36(6), 701–715 (2012)
150. Guillemette, J.S., Woodward, L.: Maximizing wind farm energy production in presence of aerodynamic interactions. In: *International Conference of Control, Dynamic Systems, and Robotics, Ottawa* (2014)
151. Yang, Z., Li, Y., Seem, J.E.: Optimizing energy capture of cascaded wind turbine array with nested-loop extremum seeking control. *Journal of Dynamic Systems, Measurement, and Control* 137(12), (2015)
152. Ciri, U., et al.: Large eddy simulation for an array of turbines with extremum seeking control. In: *American Control Conference (ACC), Boston* (2016)

153. Ciri, U., Rotea, M.A., Leonardi, S.: Nested extremum seeking control for wind farm power optimization. In: American Control Conference (ACC), Seattle (2017)
154. Ciri, U., Rotea, M.A., Leonardi, S.: Model-free control of wind farms: A comparative study between individual and coordinated extremum seeking. *Renewable Energy* 113, 1033–1045 (2017)
155. Campagnolo, F., et al.: Wind tunnel testing of a closed-loop wake deflection controller for wind farm power maximization. *Journal of Physics: Conference Series* 753, 032006 (2016)
156. Zhong, S., Wang, X.: Decentralized model-free wind farm control via discrete adaptive filtering methods. *IEEE Transactions on Smart Grid* 9(4), 2529–2540 (2018)
157. Sørensen, P.E., et al.: Wind farm models and control strategies (2005)
158. Hansen, A.D., et al.: Centralised power control of wind farm with doubly fed induction generators. *Renewable energy* 31(7), 935–951 (2006)
159. Rodriguez-Amenedo, J., Arnaltes, S., Rodriguez, M.: Operation and coordinated control of fixed and variable speed wind farms. *Renewable energy* 33(3), 406–414 (2008)
160. Soltani, M., Knudsen, T., Bak, T.: Modeling and simulation of offshore wind farms for farm level control. In: European Offshore Wind Conference and Exhibition (EOW), Stockholm (2009)
161. Aho, J., Pao, L., Fleming, P.: An active power control system for wind turbines capable of primary and secondary frequency control for supporting grid reliability. In: 51st AIAA Aerospace Sciences Meeting including the New Horizons Forum and Aerospace Exposition, Grapevine (2013)
162. Aho, J., et al.: Controlling wind turbines for secondary frequency regulation : An analysis of AGC capabilities under new performance based compensation policy preprint. In: 13th International Workshop on Large-Scale Integration of Wind Power Into Power Systems as Well as on Transmission Networks for Offshore Wind Power Plants, Berlin (2014)
163. Fleming, P., et al.: Computational fluid dynamics simulation study of active power control in wind plants. In: American Control Conference (ACC), Boston (2016)
164. Annoni, J., et al.: An experimental investigation on the effect of individual turbine control on wind farm dynamics. *Wind Energy* 19(8), 1453–1467 (2016)
165. van Wingerden, J.W., et al.: Active power control of waked wind farms. *IFAC-PapersOnLine* 50(1), 4484–4491 (2017)
166. Sørensen, P., Hansen, A.D., Rosas, P.A.C.: Wind models for simulation of power fluctuations from wind farms. *J. Wind Eng. Ind. Aerodyn.* 90(12–15), 1381–1402 (2002)
167. Stock, A., Leithead, B., Yue, H.: Augmented Control for Flexible Operation of Wind Turbines. University of Strathclyde (2015)
168. Poushpas, S., Leithead, W.: Wind farm simulation modelling and control for primary frequency support. In: International Conference on Renewable Power Generation (RPG 2015), Beijing (2015)
169. Hur, S.h., Leithead, W.E.: Adjustment of wind farm power output through flexible turbine operation using wind farm control. *Wind Energy* 19(9), 1667–1686 (2016)
170. Hur, S.h.: Modelling and control of a wind turbine and farm. *Energy* 156, 360–370 (2018)
171. Baros, S., Ilić, M.D.: Distributed torque control of deloaded wind dfigs for wind farm power output regulation. *IEEE Trans. Power Syst.* 32(6), 4590–4599 (2017)
172. Petrović, V., et al.: Wind tunnel validation of a closed loop active power control for wind farms. *Journal of Physics: Conference Series* 1037, 032020 (2018)
173. Vali, M., et al.: Large-eddy simulation study of wind farm active power control with a coordinated load distribution. *Journal of Physics: Conference Series* 1037, 032018 (2018)
174. Vali, M., et al.: An active power control approach for wake-induced load alleviation in a fully developed wind farm boundary layer. *Wind Energy Science* 4(1), 139–161 (2019)
175. Ahmadyar, A.S., Verbič, G.: Control strategy for optimal participation of wind farms in primary frequency control. In: 2015 IEEE Eindhoven PowerTech, Eindhoven (2015)
176. Madjidian, D., Rantzer, A.: A stationary turbine interaction model for control of wind farms. *IFAC Proceedings Volumes* 44(1), 4921–4926 (2011)
177. Spudić, V., et al.: Hierarchical wind farm control for power/load optimization. *The science of making torque from wind (Torque2010)* (2010)
178. Spudić, V., Jelavić, M., Baotić, M.: Wind turbine power references in coordinated control of wind farms. *Automatika* 52(2), 82–94 (2011)
179. Madjidian, D., Mårtensson, K., Rantzer, A.: A distributed power coordination scheme for fatigue load reduction in wind farms. In: Proceedings of the 2011 American Control Conference, San Francisco (2011)
180. Spudić, V., et al.: Cooperative distributed model predictive control for wind farms. *Optimal Control Applications and Methods* 36(3), 333–352 (2015)
181. Zhao, H., et al.: Distributed model predictive control of a wind farm for optimal active power controlpart ii: Implementation with clustering-based piece-wise affine wind turbine model. *IEEE Transactions on Sustainable Energy* 6(3), 840–849 (2015)
182. Zhao, H., et al.: Optimal active power control of a wind farm equipped with energy storage system based on distributed model predictive control. *IET Generation, Transmission & Distribution* 10(3), 669–677 (2016)
183. Zhao, H., et al.: Distributed model predictive control of a wind farm for optimal active power controlpart i: Clustering-based wind turbine model linearization. *IEEE transactions on sustainable energy* 6(3), 831–839 (2015)
184. Zhao, H., et al.: Combined active and reactive power control of wind farms based on model predictive control. *IEEE Trans. Energy Convers.* 32(3), 1177–1187 (2017)
185. Guo, Y., et al.: Distributed coordinated active and reactive power control of wind farms based on model predictive control. *Int. J. Electr. Power Energy Syst.* 104, 78–88 (2019)
186. Rivero, S., et al.: Model predictive controllers for reduction of mechanical fatigue in wind farms. *IEEE Trans. Control Syst. Technol.* 25(2), 535–549 (2017)
187. Huang, S., et al.: Bi-level decentralised active power control for large-scale wind farm cluster. *IET Renewable Power Generation* 12(13), 1486–1492 (2018)
188. Boersma, S., et al.: A constrained model predictive wind farm controller providing active power control: an les study. *Journal of Physics: Conference Series* 1037, 032023 (2018)
189. Boersma, S., et al.: A constrained wind farm controller providing secondary frequency regulation: An les study. *Renewable energy* 134, 639–652 (2019)
190. Boersma, S., et al.: Stochastic model predictive control: uncertainty impact on wind farm power tracking. In: 2019 American Control Conference (ACC), Philadelphia (2019)
191. Shapiro, C.R., et al.: Wind farms providing secondary frequency regulation: Evaluating the performance of model-based receding horizon control. *Journal of Physics: Conference Series* 753, 052012 (2016)
192. Shapiro, C.R., et al.: Model-based receding horizon control of wind farms for secondary frequency regulation. *Wind Energy* 20(7), 1261–1275 (2017)
193. Shapiro, C.R., et al.: Dynamic wake modeling and state estimation for improved model-based receding horizon control of wind farms. In: American Control Conference (ACC), Seattle (2017)
194. Kazda, J., et al.: Mitigating turbine mechanical loads using engineering model predictive wind farm controller. *Journal of Physics: Conference Series* 1104, 012036 (2018)
195. Wang, C., et al.: Coordinated predictive control for wind farm with bess considering power dispatching and equipment ageing. *IET Generation, Transmission & Distribution* 12(10), 2406–2414 (2018)
196. Qiao, W.: Dynamic modeling and control of doubly fed induction generators driven by wind turbines. In: 2009 IEEE/PES Power Systems Conference and Exposition, Seattle (2009)
197. Ni, Y., et al.: Cross-gramian-based dynamic equivalence of wind farms. *IET Generation, Transmission & Distribution* 10(6), 1422–1430 (2016)
198. Huang, S., et al.: Optimal active power control based on mpc for dfig-based wind farm equipped with distributed energy storage systems. *Int. J. Electr. Power Energy Syst.* 113, 154–163 (2019)

199. Vali, M., et al.: Model predictive active power control of waked wind farms. In: 2018 Annual American Control Conference (ACC), Milwaukee (2018)
200. Bay, C.J., et al.: Active power control for wind farms using distributed model predictive control and nearest neighbor communication. In: 2018 Annual American Control Conference (ACC), Milwaukee (2018)
201. Siniscalchi-Minna, S., Bianchi, F.D., Ocampo-Martinez, C.: Predictive control of wind farms based on lexicographic minimizers for power reserve maximization. In: 2018 Annual American Control Conference (ACC), Milwaukee (2018)
202. Siniscalchi-Minna, S., et al.: A multi-objective predictive control strategy for enhancing primary frequency support with wind farms. *Journal of Physics: Conference Series* 1037, 032034 (2018)
203. Siniscalchi-Minna, S., et al.: Partitioning approach for large wind farms: Active power control for optimizing power reserve. In: 2018 IEEE Conference on Decision and Control (CDC), Miami (2018)
204. Siniscalchi-Minna, S., et al.: A non-centralized predictive control strategy for wind farm active power control: A wake-based partitioning approach. *Renewable Energy* 150, 656–669 (2020)
205. Ahmadyar, A.S., Verbič, G.: Coordinated operation strategy of wind farms for frequency control by exploring wake interaction. *IEEE Transactions on Sustainable Energy* 8(1), 230–238 (2016)
206. Biegel, B., et al.: Distributed low-complexity controller for wind power plant in derated operation. In: 2013 IEEE International Conference on Control Applications (CCA), Hyderabad (2013)
207. Madjidian, D., Kristalny, M., Rantzer, A.: Dynamic power coordination for load reduction in dispatchable wind power plants. In: 2013 European Control Conference (ECC), Zurich (2013)
208. Madjidian, D.: Scalable minimum fatigue control of dispatchable wind farms. *Wind Energy* 19(10), 1933–1944 (2016)
209. Baros, S., Annaswamy, A.M.: Distributed optimal wind farm control for fatigue load minimization: A consensus approach. *Int. J. Electr. Power Energy Syst.* 112, 452–459 (2019)
210. Pulgar-Painemal, H.A., Sauer, P.W.: Dynamic modeling of wind power generation. In: 41st North American Power Symposium, Starkville (2009)
211. Soleimanzadeh, M., Wisniewski, R.: Controller design for a wind farm, considering both power and load aspects. *Mechatronics* 21(4), 720–727 (2011)
212. Soleimanzadeh, M., Wisniewski, R., Brand, A.: State-space representation of the wind flow model in wind farms. *Wind Energy* 17(4), 627–639 (2014)
213. Soleimanzadeh, M., Wisniewski, R., Kanev, S.: An optimization framework for load and power distribution in wind farms. *J. Wind Eng. Ind. Aerodyn.* 107–108, 256–262 (2012)
214. Soleimanzadeh, M., Wisniewski, R.: Wind speed dynamical model in a wind farm. In: IEEE ICCA 2010, Xiamen (2010)
215. Siniscalchi-Minna, S., et al.: A wind farm control strategy for power reserve maximization. *Renewable Energy* 131, 37–44 (2019)
216. Zhao, H., et al.: Fatigue load sensitivity-based optimal active power dispatch for wind farms. *IEEE Transactions on Sustainable Energy* 8(3), 1247–1259 (2017)
217. Ebrahimi, F., Khayatiyan, A., Farjah, E.: A novel optimizing power control strategy for centralized wind farm control system. *Renewable Energy* 86, 399–408 (2016)
218. Jensen, T.N., Knudsen, T., Bak, T.: Fatigue minimising power reference control of a de-rated wind farm. *Journal of Physics: Conference Series* 753, 052022 (2016)
219. Tian, J., et al.: Active power dispatch method for a wind farm central controller considering wake effect. In: IECON 2014–40th Annual Conference of the IEEE Industrial Electronics Society, Dallas (2014)
220. Gebraad, P.M., Fleming, P.A., van Wingerden, J.W.: Wind turbine wake estimation and control using florydyn, a control-oriented dynamic wind plant model. In: 2015 American Control Conference (ACC), Chicago (2015)
221. Doekemeijer, B., et al.: Enhanced kalman filtering for a 2d cfd ns wind farm flow model. *Journal of Physics: Conference Series* 753, 052015 (2016)
222. Doekemeijer, B., et al.: Ensemble kalman filtering for wind field estimation in wind farms. In: American Control Conference (ACC), Seattle (2017)
223. Doekemeijer, B., et al.: Online model calibration for a simplified les model in pursuit of real-time closed-loop wind farm control. *Wind Energy Science Discussions* (2018)
224. Doekemeijer, B., et al.: Joint state-parameter estimation for a control-oriented les wind farm model. *Journal of Physics: Conference Series* 1037, 032013 (2018)
225. Doekemeijer, B.M., et al.: Online model calibration for a simplified les model in pursuit of real-time closed-loop wind farm control. *Wind Energy Science Discussions* 2018, 1–30 (2018)
226. Annoni, J., et al.: Sparse-sensor placement for wind farm control. *Journal of Physics: Conference Series* 1037, 032019 (2018)
227. Cacciola, S., et al.: Wake center position tracking using downstream wind turbine hub loads. *Journal of Physics: Conference Series* 753, 032036 (2016)
228. Bottasso, C., Croce, A.: Cp-lambda: User's manual. Dipartimento di Ingegneria Aerospaziale, Politecnico di Milano (2009)
229. Schreiber, J., et al.: Wind shear estimation and wake detection by rotor loads — first wind tunnel verification. *Journal of Physics: Conference Series* 753, 032027 (2016)
230. Campagnolo, F., et al.: Wind tunnel validation of a wind observer for wind farm control. In: The 27th International Ocean and Polar Engineering Conference. (International Society of Offshore and Polar Engineers, San Francisco (2017)
231. Bottasso, C., Schreiber, J.: Online model updating by a wake detector for wind farm control. In: 2018 Annual American Control Conference (ACC), Milwaukee (2018)
232. Bottasso, C., Cacciola, S., Schreiber, J.: Local wind speed estimation, with application to wake impingement detection. *Renewable Energy* 116, 155–168 (2018)
233. Keane, A., et al.: An analytical model for a full wind turbine wake. *Journal of Physics: Conference Series* 753, 032039 (2016)
234. Jiménez, Á., Crespo, A., Migoya, E.: Application of a les technique to characterize the wake deflection of a wind turbine in yaw. *Wind energy* 13(6), 559–572 (2010)
235. Göçmen, T., et al.: Possible power of down-regulated offshore wind power plants: The posspow algorithm. *Wind Energy* 22(2), 205–218 (2019)
236. Mittelmeier, N., Blodau, T., Kühn, M.: Monitoring offshore wind farm power performance with scada data and an advanced wake model. *Wind Energy Science* 2(1), 175–187 (2017)
237. Annoni, J.R., et al.: Wind direction estimation using scada data with consensus-based optimization. *Wind Energy Science (Online)* 4(NREL/JA-5000-74366), (2019)
238. Bossanyi, E.: Optimising yaw control at wind farm level. *Journal of Physics: Conference Series* 1222, 012023 (2019)
239. Doekemeijer, B., van Wingerden, J.W.: Observability of the ambient conditions in model-based estimation for wind farm control: A focus on static models. *Wind Energy* 23, 1777–1791 (2020)
240. Adcock, C., King, R.N.: Data-driven wind farm optimization incorporating effects of turbulence intensity. In: 2018 Annual American Control Conference (ACC), Milwaukee (2018)
241. Göçmen, T., et al.: Launch of the farmconners wind farm control benchmark for code comparison. *Journal of Physics: Conference Series* 1618, 022040 (2020)

**How to cite this article:** Andersson, L.E., et al.: Wind farm control - Part I: A review on control system concepts and structures. *IET Renew. Power Gener.* 1–24 (2021). <https://doi.org/10.1049/rpg2.12160>