

Investigating the Links Between Cultural Values and Belief in Conspiracy Theories: the Key Roles of Collectivism and Masculinity.

Jais Troian¹, Pascal Wagner-Egger⁵, Matt Motyl³, Thomas Arciszewski⁴, Roland Imhoff⁶, Felix Zimmer⁵, Olivier Klein⁷, Maria Babinska⁸, Adrian Bangerter⁹, Michal Bilewicz⁸, Nebojša Blanuša¹⁰, Kosta Bovan¹⁰, Rumena Bužarovska³², Aleksandra Cichočka^{11,12}, Elif Çelebi¹³, Sylvain Delouvé¹⁴, Karen M. Douglas¹¹, Asbjørn Dyrendal¹⁵, Biljana Gjoneska¹⁶, Sylvie Graf^{17,18}, Estrella Gualda¹⁹, Gilad Hirschberger²⁰, Anna Kende²¹, Peter Krekó²¹, Andre Krouwel²², Pia Lamberty⁶, Silvia Mari²³, Jasna Milosevic³³, Maria Serena Panasiti²⁴, Myrto Pantazi²⁵, Ljupcho Petkovski²⁶, Giuseppina Porciello²⁴, JP Prims², André Rabelo²⁷, Michael Schepisi²⁴, Robbie M. Sutton¹¹, Viren Swami^{28,29}, Hulda Thórisdóttir³⁰, Vladimir Turjačanin³¹, Iris Zezelj³², & Jan-Willem van Prooijen²²

¹Istanbul Bilgi University, European Institute, Turkey

²University of Illinois at Chicago, Department of Psychology, USA

³New York University, Stern School of Business, USA

⁴Aix-Marseille University, PSYCLe Center, France

⁵Université de Fribourg, Switzerland

⁶Johannes Gutenberg University Mainz, Germany

⁷Université Libre de Bruxelles, Brussels, Belgium

⁸University of Warsaw, Faculty of Psychology, Poland

⁹University of Neuchâtel, Switzerland

¹⁰Faculty of Political Science, University of Zagreb

¹¹University of Kent, United Kingdom

¹²Nicolaus Copernicus University, Poland

¹³Istanbul Şehir University, Department of Psychology, Turkey

¹⁴Université de Rennes, France

¹⁵Norwegian University of Science and Technology, Norway

¹⁶Macedonian Academy of Sciences and Arts, Skopje, North Macedonia

¹⁷University of Bern, Bern, Switzerland

¹⁸Czech Academy of Science, Brno, Czech Republic

¹⁹Universidad de Huelva, Spain

²⁰Interdisciplinary Center, Herzliya, Israel

²¹ELTE, Eötvös Loránd University, Budapest, Hungary

²²Vrije Universiteit Amsterdam, The Netherlands

²³University of Milano - Bicocca, Italy

²⁴Sapienza University of Rome; IRCCS Santa Lucia Foundation of Rome, Italy

²⁵University of Oxford, Oxford, United Kingdom

²⁶Macedonian Center for European Training, Skopje, Macedonia

²⁷Universidade de Brasília, Brazil

²⁸Anglia Ruskin University, Cambridge, United Kingdom

²⁹Perdana University, Serdang, Malaysia

³⁰University of Iceland, Iceland

³¹University of Banja Luka, Bosnia

³²University St. Cyril and Methodius, Skopje, North Macedonia

³³Singidunum University, Faculty of Media and Communication, Belgrade, Serbia

Corresponding Author: Jais Adam-Troian, Emniyeteppe Mahallesi, Kazım Karabekir Cd. No:13 D:2, 34060 Eyüp/İstanbul, troian.jais@neuf.fr, +905539054791.

Conflict of Interests: The authors have no conflict of interest to declare.

Author contributions: The 1st through 4th authors developed the research questions, oversaw the project, and contributed equally. The 1st and 3rd authors collected and analysed the data for studies 2a and 3. The 1st and 15th authors analysed the data from study 1b. The 5th to 37th authors (excepting 16th) collected study 1b data. All authors revised and approved the final manuscript.

Word count: 8790

Investigating the Links Between Cultural Values and Belief in Conspiracy Theories: the Key Roles of Collectivism and Masculinity.

Abstract

Research suggests that belief in conspiracy theories (CT) stems from basic psychological mechanisms and is linked to other belief systems (e.g. religious beliefs). While previous research has extensively examined individual and contextual variables associated with CT beliefs, it has not yet investigated the role of culture. In the current research, we tested, based on a situated cultural cognition perspective, the extent to which culture predicts CT beliefs. Using Hofstede's model of cultural values, three nation-level analyses of data from 25, 19 and 18 countries using different measures of CT beliefs (Study 1, $N = 5,323$; Study 2a, $N = 12,255$; Study 2b, $N = 30,994$) revealed positive associations between Masculinity, Collectivism and CT beliefs. A cross-sectional study among US citizens (Study 3, $N = 350$), using individual-level measures of Hofstede's values, replicated these findings. A meta-analysis of correlations across studies corroborated the presence of positive links between CT beliefs, Collectivism, $r = .31$, 95%CI = [.15; .47] and Masculinity, $r = .39$, 95%CI = [.18; .59]. Our results suggest that in addition to individual-differences and contextual variables, cultural factors also play an important role in shaping CT beliefs.

KEYWORDS: conspiracist beliefs, cultural values, situated cognition, collectivism, masculinity, cross-cultural

Conspiracy theories (CT) are beliefs that significant events are the result of malevolent actions from powerful groups who ‘pull the strings’ behind the scenes (Douglas, Sutton & Cichocka, 2017). Research indicates a high prevalence of CTs across both Western and non-Western countries (van Prooijen & van Vugt, 2018). Far from being innocuous, CTs can have negative consequences such as a reduced willingness to vaccinate children, to take action to mitigate climate change (Jolley & Douglas, 2014), to endorse unwarranted beliefs such as creationism (Wagner-Egger, Delouvé, Gauvrit & Dieguez, 2018), and may even increase discrimination toward stigmatized groups (Jolley, Meleady & Douglas, in press). Psychological research has extensively investigated individual differences, motivational and emotional states as well as contextual factors associated with belief in CTs (van Prooijen & Douglas, 2018). However, psychological science has hitherto ignored the role of culture, a void in the literature that we set out to fill.

Individual differences, Motivation and Conspiracy Theories

One approach to CTs focuses on individual difference predictors of CT (e.g., Swami, Coles, Stieger, Pietschnig, Furnham, Rehim, & Voracek, 2011), and identifies several traits that predict them. Converging evidence highlights links between CTs and a wide range of personality-social cognitive constructs. First, CTs correlate negatively with personality traits like ‘Agreeableness’ (Swami et al., 2011) and positively with schizotypy (Holm, 2009) and paranoid ideation (Fenigstein & Vanable, 1992; see Bruder, Hafke, Neave, Nouripanah & Imhoff, 2013). Second, CTs positively correlate with other belief systems including social dominance (Sidanius & Pratto, 2001), right-wing authoritarianism (Adorno, Frenkel-Brunswik, Levinson, & Sanford, 1950; Bruder et al., 2013), and political cynicism (Swami et al., 2011). Other lines of investigation show that CTs adherence is lower among individuals with high analytical reasoning and high moral orientation towards epistemic rationality (Swami et al., 2014; Stahl & Van Prooijen, 2018).

However, one of the strongest predictors of adherence to one CT is the degree to which individuals adhere to other CTs (Goertzel, 1994; Sutton & Douglas, 2014; Wagner-Egger & Bangerter, 2007), even if those beliefs were artificially created for experimental purposes (Swami et al., 2011). This has led researchers to believe that CTs might be the reflection of a higher order, more general type of cognitive style; in other words, a ‘conspiracy mentality’ (Imhoff & Bruder, 2014).

With that view in mind, research has shifted towards motivational components that drive adherence to CTs. In that framework, CTs are conceptualized as beliefs which stem from psychological mechanisms pertaining to threat regulation and that individuals use in uncertain situations. According to the motivated cognition approach to CTs (Miller, Saunders, & Farhart, 2016; Saunders, 2017), CTs are motivated by a need to reduce uncertainty (Marchlewska, Cichocka, & Kossowska, 2018) and to restore a meaningful view over ambiguous situations for regaining control in the face of unexpected/threatening events (Whitson, Galinsky & Kay, 2015; see Douglas, Sutton, & Cichocka, 2017 for a review).

This threat-regulation theory of CTs is supported by converging evidence of positive links between CTs and death-related anxiety (Newheiser, Farias & Tausch, 2011), need for order (Abalakina-Paap, Stephan, Craig, & Gregory, 1999; Swami, 2012), and even preference for Manichean narratives, (i.e., simplified teleological accounts of complex random events; Oliver & Wood, 2014). In line with these findings, experimental investigations have shown that threats to control (van Prooijen & Acker, 2015; Whitson & Galinsky, 2008) and identity (Graeupner & Coman, 2017) increase CTs.

What about Culture ?

Research so far has thus identified three types of motivations that predict belief in CT: *epistemic* (i.e., understanding one’s environment), *existential* (i.e., feeling safe and in control) and *social* (i.e., belonging to a group). In sum, belief in CTs is linked with uncertainty reduction

needs, and increases under threats pertaining to control and social belonging (Douglas et al., 2017).

However, motivational processes do not occur in a social vacuum, especially since they are affected by individuals' cultural context (Oyserman, 2016). Accordingly, there is ample evidence for the existence of cross-cultural differences in motivations (Lin, Lin, & Han, 2008; Mammarella, & Fairfield, 2013; Kwon, Saluja, & Adaval, 2015). For instance, collectivistic values priming increases the speed of contextualized information use (but not decontextualized information; Saluja, Adaval & Wyer, 2016) and individualistic values priming facilitates complex task solution (Oyserman, 2017). Therefore, it would be expected that culture plays an important role in shaping CTs. Yet, research so far has not tested this hypothesis.

To examine how culture may influence belief in CTs, we use culture-as-situated-cognition theory (CSCT; Oyserman, 2016), which posits that individuals' motivational states and cognitions (including beliefs) are activated depending on the surrounding cultural context. Namely, different cultural contexts activate some cultural values more than others, leading to cross-cultural differences in mindsets and motivations of entire populations (Oyserman, 2016). In accordance with CSCT, we hypothesize that cultural values may also be associated with CT beliefs, because of the different kinds of motivations these values activate. Cultural values should be differently linked with CTs depending on their content and their links with the above-mentioned classes of motives (which underlie CTs). To test this hypothesis, we used Hofstede's well established 6-values model of culture (Hofstede, 1984).

These 6 values are Power Distance (PD; the extent to which members of a society accept unequal power distributions), Individualism (ID; which reflects a preference for loose social structures in which individuals mostly take care of themselves and their relatives), Masculinity (MS; emphasizing achievement and competitiveness over cooperation, and consensus), Uncertainty Avoidance (UA; directly expresses how much members of a given society are

uneased by uncertainty/ambiguity), Long Term Orientation (LTO; low LTO societies prefer to maintain traditions and view societal change with suspicion, whereas high LTO societies are more socially liberal) and Indulgence (IN; the degree to which societies allow free gratification of basic human drives linked with hedonism).

This model was chosen for three main reasons. First, it is more parsimonious than Schwartz's (1990), which comprises an array of 10 values. This means less tests would be conducted, lowering the probability of false positives in this original investigation. Second, there is no firm consensus regarding isomorphism between individual-level and nation-level values in Hofstede's model (see Fischer, Vauclair, Fontaine, & Schwartz, 2010). Thus, we think that demonstrating a link between individual outcomes and a national level value model that is theoretically unrelated to individual level values would provide a stronger demonstration of the influence of macro-social factors over a psychological phenomenon (because it partially rules out value isomorphism as a potential confound). The last reason pertains to issues with theoretical relevance. While other models point at many interesting cultural values (e.g. Relational Mobility, Schug, Yuki & Maddux, 2010; Tightness-Looseness, Gelfand et al., 2011), we could not make straightforward predictions from them with regards to CTs prevalence. Overall, we found a superior methodological and theoretical relevance of Hofstede's model in the specific context of predicting adherence to CTs (with such values as Power Distance or Uncertainty Avoidance).

Hypotheses

As can be seen from the values identified in this model, some do have immediate implications for CTs (e.g. Uncertainty Avoidance). However, others might be more remotely related to CTs at first glance (e.g. Masculinity). Moreover, all of them fit within categories of the motivational classification established by Douglas et al. (2017). Power Distance, Individualism and Masculinity all pertain to ways to relate to others within societies (between

groups or individuals) and may thus tap into Social Motives. Uncertainty avoidance is linked with Epistemic Motives, while both Long Term Orientation and Indulgence relate to Existential Motives (what worldview should prevail in a society, what meaning and goals should be assigned to life and rewarded). Based on the most up-to-date understanding of the motivational processes at play behind CTs, we therefore specified the hypotheses listed below.

Social Motives-Related Values

H1: Power distance. (PD, cultural tendency to accept hierarchy). Recent studies have shown that adherence to CTs is also underpinned by the need to make sense of one's societal structure and to rationalize it.

Several clues lead to think that PD could be a predictor of CTs beliefs. First, as it is the case for populism (Staerklé & Green, 2018), there is a vertical dimension in most CTs accusing the elites (politicians, governments, secret services, etc.; see Wagner-Egger & Bangerter, 2007), although some CTs accuse some minorities (Uenal, 2016) or outgroups (Grzesiak-Feldman & Irzycka, 2009). Further, the believers in CTs accusing the powerful elites are more often "losers" (speaking descriptively, not pejoratively), that is, defeated and excluded individuals in society, who are located on the lower levels of social status (Uscinski & Parent, 2014). Congruent with this analysis, studies often report a negative correlation between CTs beliefs and educational level (see for example van Prooijen, 2017), and with feelings of anomia (e.g., Goertzel, 1994; Green & Douglas, 2018; Wagner-Egger & Bangerter, 2007).

Moreover, CTs display positive correlations with Social Dominance Orientation (i.e. the tendency to endorse social hierarchies, Sidanius & Pratto, 2001; see Bruder et al., 2013; Green & Douglas, 2018) Because of this, and since belief in CTs are positively linked with loss of control and powerlessness (Douglas, Sutton, & Cichocka, 2017), they should be positively correlated with PD.

H2: Individualism. (ID, cultural preference for loose social structures). The sum of empirical evidence available on CTs indicate that they might stem from an evolved mechanism for detecting malevolent coalitions (see van Prooijen & van Vugt, 2018). Because collectivistic values motivate individuals to focus on relational explanations for attributing causality to ambiguous events (see Oyserman, 2016), they should also tap into that mechanism more often, generating a higher ‘proneness’ to explanations of the CTs type. Recent experimental evidence partially corroborates this hypothesis by showing a positive effect of collectivism on ingroup vigilance (the tendency to attribute negative intentions to others; see Liu, Morris, Talhelm, & Liang, 2019). In addition, CTs are more prevalent among groups which are known to have more interdependent (i.e. collectivistic) selves (such as ethnic minorities; van Prooijen, Staman, & Krouwel, 2018, Markus & Kitayama, 1991). Furthermore, individualistic cultures promote more analytic thinking style (see Henrich, Heine, & Norenzayan, 2010), which reduces CT beliefs (Swami, Voracek, Stieger, Tran, & Furnham, 2014). Thus, ID should be negatively linked with belief in CTs.

H3: Masculinity. (MS, emphasis on competitiveness over cooperation). MS increases competition and intergroup conflicts, which are associated with belief in CTs (see Jolley, Meleady, & Douglas, 2019). Moreover, competitive contexts generated by MS are also known to trigger increased ingroup vigilance (the effect of collectivism on ingroup vigilance vanishes when cooperative contexts are made salient, Liu et al., 2019). MS should therefore be positively linked with CTs.

Epistemic motives-related values

H4: Uncertainty avoidance. (UA, cultural preference for certainty). This value is directly linked with the very epistemic motives at play behind adherence to CTs. Because uncertainty management predicts CT beliefs (van Prooijen & Jostman, 2013), UA should be positively linked with CTs.

Existential motives-related values

H5: Long-term orientation (LTO, emphasis on social change vs. maintaining traditions).

A lot of studies found that CTs are linked with political conservatism (Bruder et al., 2013; Grzesiak-Feldman & Irzycka, 2009; Hart & Graether, 2018; Imhoff & Bruder, 2014; Ståhl & Van Prooijen, 2018; Wagner-Egger & Bangerter, 2007). Hence, as high LTO entail more openness to social change, and less willingness to maintain traditions, it should be thus negatively correlated with political conservatism and CTs endorsement.

H6: Indulgence. (IN, valuing hedonism). CTs have repeatedly been observed as related to the feelings of anxiety (Green & Douglas, 2018; Hart & Graether, 2018; Newheiser, Farias, & Tausch, 2011; Wagner-Egger & Bangerter, 2007). Thus, they should be negatively linked with IN (increased hedonism), though there is no firm theoretical rationale for this hypothesis.

METHOD

Overview

To test our hypotheses and provide robust first evidence for a link between cultural values and CT beliefs, we conducted three studies. The first three studies were *cross-cultural* investigations of how cultural values measured at the *nation-level* are associated with prevalence of belief in CTs. Study 1 was a first exploratory test using conspiracy worldview (Lewandowsky, Gignac, & Oberauer, 2013), also measured at the *nation-level*. It was followed by two subsequent investigations using CTs about the 9/11 terrorist attacks (Study 2a; 19 countries) and with the tendency to believe conspiracy theories (Study 2b; 18 countries) measured at the *individual level* this time. The third study was a *within-culture* investigation of how cultural values measured at the *individual level* are associated with belief in specific CTs (e.g., 9/11, New World Order) and with general tendency to believe conspiracy theories (Bruder et al., 2013). This strategy allowed us to rule out measurement level (i.e., ecological fallacy)

and stimulus sampling as potential confounds driving the effects. All data underlying our findings are accessible on the Open Science Framework at <https://osf.io/vxqe9/>.

STUDY 1

Participants and Procedure

We re-analysed data from a cross-cultural study investigating the link between CTs and attitudes towards vaccines in 25 countries (see Hornsey, Harris, & Fielding, 2018). We crossed these data with Hofstede's country scores (from 0 to 100) of the 6-dimensional model of cultural values (based on data collected between 1967 and 2002; see Hofstede, 2011), and added national Human Development Index (HDI) scores as a control for country's wealth, health, and education levels. The dataset includes only participants residing in the target countries and who had completed all survey items ($N = 5,323$; over 200 per country; 50.07% men, $M_{\text{age}} = 42.71$, $SD = 15.89$; see supplementary materials table 1).

The data were collected in 2016 and among the measures available, we used Hornsey's and al. (2018) CTs scale as the outcome variable. Their measure was created using items from Lewandowsky, Gignac, and Oberauer (2013) that investigators considered to be prevalent worldwide (i.e. conspiracies about the assassination of President John Kennedy, the death of Princess Diana; the existence of a New World Order, and about the the 9/11 terrorist attacks; 5-point Likert from 1 'strongly disagree' to '5 'strongly agree'; $\alpha = .81$). All other specific methodological details can be accessed in the supplementary materials files from the original study at <http://dx.doi.org/10.1037/hea0000586.supp> and detailed description of the original procedure and results can be found in Hornsey, Harris, & Fielding (2018).

Analytic strategy

Though the study contained data from 5323 participants, we only had access to the country-level aggregated data (average scores from each national sample). Thus, we proceeded to OLS regression analyses with a $N = 25$ (number of countries). Though this sample size was

suboptimal in terms of power to detect small and medium-sized effects (below $b = .4-.5$), this first exploration would still be informative as to whether some cultural factors strongly relate to CTs.

Results

The average CTs score in our 25 countries sample was 3.02($SD = 1.03$). All continuous measures and indices were standardized (z -scores). Then, an OLS regression model (percentile bootstrap for 95% CI of estimates, $N = 1000$) was computed with CTs score rate as the dependent variable. The model had an adequate fit, $F(7, 11) = 7.34, p < .001$ and predicted a substantial amount of variance in CTs, adjusted- $R^2 = .63$. It revealed a main negative effect of Individualism on CTs, $b = -.22, 95\%CI[-.37; -.07], p = .006$ and a weaker positive trend for Masculinity $b = .07, 95\%CI[-.06; .18], p = .084$ (see supplementary materials for the full model display). We then re-ran the model including National HDI as a covariate. The effect of Individualism was not substantially impacted $b = -.22, 95\%CI[-.41; -.01], p = .008$, while that of Masculinity was weaker $b = .07, 95\%CI[-.10; -.17], p = .11$ (see table 1). Therefore, the overall pattern of results lent empirical support for $H2$, weak evidence in favour of $H3$ and did not support all other hypotheses.

[INSERT TABLE 1 HERE]

Discussion

This first investigation yielded preliminary evidence suggesting that Hofstede's values may predict CT levels independently of 'heavy' economic-demographic variables measured by the HDI index (which had no significant association with CT rates). However, there were numerous limitations which impeded us from inferring much support for our hypotheses from these data. First, the sample size was too small ($N = 25$). This may have led us to detect inflated effects for individualism and masculinity (or even false positives), while prevented us to detect meaningful but small effects regarding other values. Moreover, the samples from which the

data were obtained were limited in terms of population representativeness. Thus, further studies had to be conducted using data at least partly measured at the individual-level (to gain power) and relying on representative samples for each country population. This is why we proceeded with a second study.

STUDY 2

Study 2a

Participants and Procedure

We analysed the 2008 World Public Opinion poll (consisting of nationally-representative samples) about who perpetrated the 9/11 attacks (“International poll: No consensus on who was behind 9/11”, 2008). Again, we crossed these data with Hofstede’s international country indices (see Hofstede, 2011). The final dataset includes only participants a) who answered the question about the perpetrators of the 9/11 attacks, and b) who came from countries with cultural value scores (thus excluding one country: Palestine). This left us with a total sample size of 12,255 (51.2% men, $M_{age} = 39.82$, $SD = 15.52$) from 19 countries. The World Public Opinion poll was conducted during the summer of 2008 in different countries either by face-to-face or phone interviews. Our measure of CT belief was a single open-ended question related to the 9/11 attacks (‘As you know, on September 11, 2001 the United States was attacked. Who do you think was behind the 9/11 attacks?’). Answers involving al-Qaeda were coded as 0 (i.e., no conspiracy belief regarding the true identity of the 9/11 attacks’ perpetrators), while answers involving other groups that were not officially involved (e.g., U.S. Government, Israel) were coded as 1 (belief in a conspiracy theory regarding the true identity of the 9/11 perpetrators). We also included national Human Development Index (HDI) scores from 2007 (see UN, 2009) as a control for a country’s wealth, health, and education levels.

Analytic strategy

Because of the spatial component of our data, concerns may be raised regarding the mutual independence of cultural values (predictors) and spatial clustering (correlation according to geography; Fotheringham & Rogerson, 2008). However, our investigation focused on the links between nation-level characteristics and individual-level outcomes, which rendered complicated implementation of techniques to deal with clustering (e.g., with values measured at the individual level, the observed link between the two individual level variables may be moderated by higher order cluster effects and properly accounted for in a multilevel model; Fotheringham & Rogerson, 2008; Schielzeth & Nakagawa, 2013). Moreover, geography, in the form of measured cultural values (thus cultural ‘areas’), was precisely the target of our investigation and thus could not be modelled as a random effect or controlled for, especially since each country had unique cultural value scores. This excluded conducting spatial regression or mixed-model analyses as a viable option.

On the other hand, clustering needed to be accounted for in the computation of standard errors to avoid grossly inflated Type I errors. One solution consists in simply conducting correlation analyses on aggregated country data, but this would result in unacceptable power losses (down to $N = \text{number of countries} = 18/19$). We therefore conducted regression analyses of cultural values upon individual responses using cluster-robust standard errors (see Bryan & Jenkins, 2015).

Also, we expected that many predictors in the models would be significant at the $p < .05$ threshold due to sample size alone. To lower the likelihood of interpreting false positives, we decided to set up a smallest effect size of interest (Fritz, Morris, & Richler, 2012). We followed Cohen’s (1988) guidelines specifying a minimum effect size of interest of $d = .2$ (or $r = .10$). Yet, more recent perspectives on the meaningfulness of effect size point at the real-world relevance for effects of $d = .10$ (or $r = .05$) magnitude (see Funder & Ozer, 2019), especially when studying variables (like culture) which affect outcomes over time through repeated

exposure. Still we argue that in the context of the present exploratory investigations using non-experimental methods (including archival data), effect sizes might be inflated despite our large samples. In that context, a minimum effect size of $d = .20$ constitutes a reasonable conservative option for interpreting the observed effects, that would include effects which ‘real’ size could be twice as small (i.e. $d = .10$).

Results

The overall mean CT belief rate in our 19 countries sample was 32.3%. All continuous measures and indices were standardized (z -scores). Next, a cluster-robust binary logistic regression model was computed with CT belief rate as the dependent variable. The model had an adequate fit, Wald’s $F(7, 11) = 3.70, p = .026$, 70% classification accuracy, and predicted a substantial amount of variance in CT belief, Nagelkerke’s pseudo- $R^2 = .11$. National HDI was adjusted (the unadjusted results were similar, but we wanted to provide the least inflated estimates of our parameters) and unadjusted results can be found in the Supplementary Materials.

As expected, due to ambient noise alone, 5 out the 7 model variables (71%) were significant below $p = .05$. Results are displayed in the upper half of Table 1. The overall pattern of relationships supports all hypotheses except for the relationships between power distance and CT belief. Therefore, $H1$ was not supported. As predicted, we observed negative relationships between both individualism, long-term orientation, and indulgence with CT beliefs, which is consistent with $H2, H5$, and $H6$ respectively. Similarly, we observed a positive relationship between masculinity and CT belief, which was consistent with $H3$ and a positive relationship between uncertainty avoidance and CT in line with $H4$.

[INSERT TABLE 2 HERE]

Discussion

These further results provided support for hypotheses 2 to 6, once again despite economic-demographic variables measured by the HDI index. Here however, the measure of CT belief was limited, given that it consisted in only one item pertaining to CT beliefs about the 9/11 attacks (i.e., stimulus sampling issues, Wells & Windschitl, 1999). Therefore, we conducted another study in 18 countries, with a validated measure to assess participants' conspiracist mindset (Conspiracist Mentality Questionnaire; Bruder et al., 2013).

Study 2b

Participants and Procedure

In this third study, we used data from 18 countries (which had cultural value scores) where the Conspiracy Mentality Questionnaire (CMQ) was administered to nationally representative samples. The CMQ (Bruder et al., 2013) taps into a general tendency to believe in CTs and consists of five items for which participants have to assess the likelihood 11-point Likert scale (e.g. '*events which superficially seem to lack a connection are often the result of secret activities*'; from 1 '*0% completely unlikely*' to 11 '*100% completely likely*'). For the present study, total sample size was of 30,994 (44.68% men, $M_{age} = 41.14$, $SD = 7.68$) from 18 countries. As in Study 2a, we then merged these with Hofstede's international country indices.

Analytic Strategy

Given that the data from study 2b was structured as that from study 2a, we had to implement the same analytic strategy and use cluster-robust regression analyses to test our hypotheses.

Results

The overall mean CMQ in our 18 countries sample was 6.44 ($SD = 2.22$), and reliability was adequate. All continuous measures and indices were standardized (z -scores). Next, a cluster-robust OLS regression model was computed with CMQ scores as the dependent variable. The model had adequate fit, Wald's $F(7, 12) = 25.04$, $p < .001$, and predicted a

substantial amount of variance in conspiracist mentality, $R^2 = .14$. As in Study 2a, it was adjusted for national HDI (the unadjusted results were similar, but we wanted to provide the least inflated estimates of our parameters). Unadjusted results can be found in Supplementary Materials. This time however, only 2 out of the 7 model variables (28.5%) were significant below $p = .05$. Results can be seen in the lower half of Table 1. Unlike in Study 2a, this time only individualism and masculinity's links with conspiracist mentality were significant, providing further evidence for *H2* and *H3* only. We replicated the non-significant relationship between power distance and CTs from Study 2a. This time, however, we found no support linking conspiracist mentality with either uncertainty avoidance, indulgence, or long-term orientation.

Discussion

This third investigation allowed us to gain confidence in the existence of robust links between individualism and belief in CTs as well as between masculinity and CTs. But all studies so far were conducted using measures of Hofstede values at the nation-level, which can still be biased. To avoid committing so-called ecological fallacies, we decided to conduct a fourth study to assess the links between self-reported endorsement of Hofstede's values and several measures of belief in CTs.

STUDY 3

In this fourth study, we used a convenience sample of individuals originating from a country that was not part of our previous investigations. We therefore conducted a survey among 350 participants in the United States (> 250 to obtain stable correlation estimates; Schönbrodt & Perugini, 2013) on Amazon Mechanical Turk, for a \$1.00 reimbursement. Participants took on average eight minutes to complete the survey. Our final sample consisted of 350 U.S. citizens ($M_{\text{age}} = 33.58$, $SD = 9.34$; 66.7% women).

Ethical considerations. The study was conducted in accordance with the 1964 Helsinki declaration (WMO, 1964), its later amendments, and the 2016 APA Ethical Principles of

Psychologists and Code of Conduct (APA, 2017). No participant data was suppressed from raw database and all measures are reported. These measures were presented in the following order (details of all scales can be found in Supplementary Materials):

Conspiracy Mentality. Participants completed the CMQ (Bruder et al., 2013; $M = 7.50$, $SD = 1.98$, $\alpha = .88$).

Generic Conspiracist Beliefs scale. Next, participants were asked to answer the Generic Conspiracist Beliefs Scale (GCBS; Brotherton, French, & Pickering, 2013). Like the CMQ which taps into a general ‘mindset’, the GCBS consists of a series of 15 statements about various ‘typologies’ of CTs (e.g., ‘*Secret organizations communicate with extra-terrestrials, but keep this fact from the public*’; 5-point Likert from 1 ‘*not true at all*’ to 5 ‘*very true*’; $M = 3.08$, $SD = 1.01$, $\alpha = .96$).

Specific Conspiracy Beliefs scale (SCBS). Participants were then introduced to a series of 8 items we designed to tap into real-world conspiracy theories (e.g., ‘*How likely is it that billionaire George Soros is behind a hidden plot to destabilize the American government, take control of the media, and put the world under his control?*’) including one about the 9/11 terrorist attacks (7-point Likert, from 1 ‘*extremely unlikely*’ to 7 ‘*extremely likely*’, $M = 3.83$, $SD = 1.57$, $\alpha = .91$). Three of the items, including the item about the 9/11 attacks, were adapted from the ANES (2012), while the rest were adapted from Oliver and Wood (2014).

Hofstede Cultural Values. The next series of measures were the Hofstede cultural value scale (Yoo, Donthu, & Lenartowicz, 2011). It comprises five dimensions pertaining to all cultural values from Hofstede’s model except for Indulgence, including a total of 26 items from 1 ‘*completely disagree*’ to 7 ‘*completely agree*’. PD (e.g. ‘*People in higher positions should avoid social interaction with people in lower positions*’) comprised 5 items ($M = 2.29$, $SD = 1.18$, $\alpha = .93$), UA (e.g. ‘*Rules and regulations are important because they inform me of what is expected of me*’) 5 items ($M = 4.02$, $SD = .69$, $\alpha = .82$), MS (e.g. ‘*It is more important for*

men to have a professional career than it is for women.’) 4 items ($M = 2.77$, $SD = 1.22$, $\alpha = .89$) and LTO (e.g. ‘Working hard for success in the future’) 6 items ($M = 4.14$, $SD = .60$, $\alpha = .79$). This scale had a final dimension assessing Collectivism, which we thus reversed to obtain a measure of ID (e.g. ‘Individuals should sacrifice self-interest for the group’; 5 items; $M = 4.76$, $SD = .94$, $\alpha = .90$). However, Indulgence (IND) was not part of this scale, rendering it impossible to test our hypotheses regarding that sixth cultural value.

Ideological Orientation. At the end of the survey, along with the demographics, two items were included to measure participants’ political ideology (7-point Likert, from 1 ‘very liberal’ to 7 ‘very conservative’, $M = 3.69$, $SD = 1.86$), which we also used to compute a political extremism score ($M = 1.57$, $SD = 1.02$), and participants’ religion (categorical, 19.7% atheists).

Demographics. Finally, participants were asked to indicate their yearly income (from 1 ‘less than \$10,000’ to 12 ‘more than \$150,000’, Median = 4, ‘\$30,000-39,999’), education level (from 1 ‘less than high-school’ to 7 ‘doctorate’, Median = 5, ‘4 years degree’), race (30.3% non-white), gender, and age.

Analytic strategy

This time, we chose to run Pearson correlations to test our hypotheses given the consequent number of measures (limiting the number of tests thus of type I errors), and to re-run them adjusting for potential confounds (demographics, ideology). Across our three studies, all tests were two-tailed.

Results

Correlation analyses. Pearson correlations between our three conspiracy indicators and our five value scores were computed (due to their differences in Likert scaling, all variables were Z-transformed see table 2). In line with *H1* and contrary to Study 2a & b’s results, PD was strongly and positively associated with GCBS ($r = .47$, $p < .001$), CMQ ($r = .18$, $p < .001$) and

SCBS ($r = .56, p < .001$) scores. Replicating the results of Study 2a and in line with *H2*, *H3* and *H4*, ID was negatively linked with GCBS ($r = -.29, p < .001$), CMQ ($r = -.14, p = .011$) and SCBS ($r = -.31, p < .001$) scores and UA was positively linked with GCBS ($r = .24, p < .001$), CMQ ($r = .14, p = .008$) and SCBS ($r = .14, p = .008$) scores, as MS displayed the same predicted pattern GCBS ($r = .29, p < .001$), CMQ ($r = .55, p < .001$) and SCBS ($r = .60, p < .001$).

However, contrary to *H5* and to Study 2a's results, LTO was positively associated with CMQ ($r = .22, p < .001$) scores while it did not correlate with both the GCBS ($r = .04, p = .49$) and the SCBS ($r = .08, p = .14$). This last result replicates the positive but non-significant association between LTO measured at the nation level and CMQ scores observed in study 2b.

Robustness checks. Because previous research shows that religiousness, race, gender, income, education, political ideology and extremism are all predictive of conspiracy beliefs (see Douglas, Sutton & Cichocka, 2017), we ran partial correlation analyses between our variables of interest controlling for those factors. Correlations between our constructs remained quasi-identical except for the link between ID and CMQ scores (though still negative it dropped to $r = -.08, p = .17$). Full-adjusted correlation matrix can be found as supplementary materials.

[INSERT TABLE 3 HERE]

In this final study, we were able to replicate the links observed between ID, MS and conspiracist beliefs on three different CT measures at the individual level, thus bolstering our confidence in the existence of a link between those three values and adherence to CT. PD emerged for the first time as positively linked with our CT measures, as predicted by *H1* but unlike in Studies 1, 2a and 2b, which found no such links between PD and CT measures. Finally, an important limitation pertains to the psychometric properties of both the GCBS and the CMQ, because there is no currently available data to demonstrate that either of these measures are cross-culturally invariant.

META-ANALYSIS OF STUDIES 1, 2A, 2B AND 3

In order to provide a summary of the results of our four studies, we performed a short meta-analysis using ESCI software (Cumming, 2012) on the Pearson correlations between Hofstede's values and CT measures (Figure 1). For studies 1, 2a and 2b we computed the correlation coefficients between measures aggregated at the country-level, resulting in a drastic shrinkage in sample size. Despite this power loss, CT measures displayed positive links with Masculinity, $r = .39$, 95%CI = [.18; .59], and correlated negatively with Individualism, $r = -.31$, 95%CI = [-.47; -.15], replicating our prior findings. Surprisingly, this analysis also revealed a positive association between CTs, Power Distance, $r = .41$, 95%CI = [.20; .63] and Uncertainty Avoidance, $r = .18$, 95%CI = [.12; .24], which was in line with our expectations. Meta-analytic estimates for Long-term orientation, $r = .09$, 95%CI = [-.01; .19], and Indulgence, $r = -.25$, 95%CI = [-.51; .02], were inconclusive, just like in our previous studies.

[INSERT FIGURE 1 HERE]

GENERAL DISCUSSION

The present results provide support for the unique predictive power of cultural values on CT belief. Masculinity and Collectivism were robust positive predictors of CT belief across countries, operationalizations, and levels of measurement. These findings were expected and perfectly in line with the current literature on CTs, pointing at a propensity of competitive contexts to generate increased social vigilance and suspicion, especially in collectivistic contexts (Liu et al., 2019; Mashuri, & Zaduqisti, 2014; Sapountzis, & Condor, 2013). Furthermore, the replicated negative associations between individualism and CTs add another layer of cross-cultural evidence for the existence of an evolved mechanism of malevolent coalitions detection at play behind CTs (van Prooijen & van Vugt, 2018). As regards other cultural values, the inconsistent pattern of results suggests that further research is needed to determine whether their links with CT beliefs is spurious or only valid for specific types of CTs.

For instance, it was expected from the literature that a robust link would be found between Uncertainty Avoidance and CTs, but our empirical findings suggested otherwise. In fact, Uncertainty Avoidance displayed small correlations with our CTs measures in study 3 and was strongly associated with CT beliefs about the 9/11 (Study 2a). It was therefore surprising to observe no association between Uncertainty Avoidance and CMQ scores at the nation level (Studies 1, 2b). Similar results were obtained regarding Power Distance. Yet, both values did display substantial positive associations with CT measures in the meta-analysis – as theoretically expected. This discrepancy may be due to the fact that our studies at the nation-level were performed using regression models, which provide estimates adjusting for other cultural values, unlike the meta-analysis (which relied on correlations).

In a similar vein, the negative correlations between Long Term Orientation and CTs measured at the nation level from study 2a did not replicate in study 2b and were reversed in study 3 (at the individual level). These differences in results according to measurement level and measure type might be attributable to ecological fallacy (Freedman, 1999) or stimulus sampling (Wells & Windschitl, 1999) related issues and reflect the need for further investigations.

Yet, the present studies highlighted a potent role of Masculinity and Collectivism in shaping CTs and open the way for studying the cultural processes at play behind them. In addition to this theoretical contribution, we think they might hold applied value for fighting against CTs. For instance, if Collectivism is indeed a driving force behind CTs, then interventions aiming at promoting analytical thinking skills might fail because of adverse cultural contexts, and may be improved by including a component designed to prime individualistic values (such as moralized rationality for oneself, which decreases CTs; Ståhl & van Prooijen, 2018; Adam-Troian, Caroti, Arciszewski, & Ståhl, 2019). Similarly, if Masculinity predicts CTs through increased competitiveness, specific interventions focusing on

increasing cooperative orientation or prosocial traits among the target public might indirectly affect CTs.

That being said, our pioneer contribution can greatly benefit from studies with more varied paradigms and a larger pool of countries, using modified priming methods from the culture-as-situated-cognition approach (see Oyserman, 2016) to assess the causal impact of culture on CT (along with mediating-moderating processes). Also, it must be noted that this first exploratory investigation relied on associations between ‘broad’ cultural constructs which links with CT may be very straightforwardly deduced (e.g. Uncertainty Avoidance). Therefore, we propose that subsequent research should be conducted to propose a more refined theoretical analysis of the links between cultural values and CT, by taking into account more specific constructs such as Relational Mobility (Schug, Yuki, & Maddux, 2010) or Tightness-Looseness (Gelfand et al., 2011).

In line with this, finer grained investigations will be needed to identify which components of cultural values are linked with CT. For instance, while it is true that individualistic values are linked with more analytical reasoning styles, this is not systematic. In fact, individual self-construal levels are highly correlated with individual narcissism (Konrath, Bushman, & Grove, 2009) which is known to be a positive predictor of adherence to CT (Cichocka, Marchlewska, & de Zavala, 2016). This should lead us to consider that subcomponents of cultural values might differentially predict adherence to CT.

CONCLUSION

In sum, our studies provide robust preliminary evidence that cultural contexts are associated with variation in CT beliefs. It lends credence to prior theories that country-level factors may predict some CTs above and beyond individual difference factors (e.g., Hart & Graether, 2018). The present contribution can serve to encourage future research about the mechanisms through which CT beliefs are culturally shaped and reflected in situationally cued

mindsets within given populations. This shift of focus from individual to more cultural-contextual factors should allow for an integrative and multi-level understanding of the processes underlying CT beliefs for both theoretical and applied purposes.

REFERENCES

- Abalakina-Paap, M., Stephan, W. G., Craig, T., & Gregory, W. L. (1999). Beliefs in conspiracies. *Political Psychology, 20*(3), 637-647. doi: 10.1111/0162-895X.00160
- Adam-Troian, J., Caroti, D., Arciszewski, T., & Ståhl, T. (2019). Unfounded beliefs among teachers: The interactive role of rationality priming and cognitive ability. *Applied Cognitive Psychology, 33*(4), 720-727. [10.1002/acp.3547](https://doi.org/10.1002/acp.3547)
- American Psychological Association. (2017). *Ethical principles of psychologists and code of conduct*. Retrieved from <http://www.apa.org/ethics/code/index.aspx>
- Adorno, T. W., Frenkel-Brunswik, E., Levinson, D. J., & Sanford, R. N. (1950). *The authoritarian personality*. New York, USA: Harper & Brothers
- Brotherton, R., French, C. C., & Pickering, A. D. (2013). Measuring Belief in Conspiracy Theories: The Generic Conspiracist Beliefs Scale. *Frontiers in Psychology, 4*, 279. doi: 10.3389/fpsyg.2013.00279
- Bruder, M., Haffke, P., Neave, N., Nouripanah, N., & Imhoff, R. (2013). Measuring individual differences in generic beliefs in conspiracy theories across cultures: Conspiracy Mentality Questionnaire. *Frontiers in Psychology, 4*, 225. doi: [10.3389/fpsyg.2013.00225](https://doi.org/10.3389/fpsyg.2013.00225)
- Cichocka, A., Marchlewska, M., & de Zavala, A. G. (2016). Does self-love or self-hate predict conspiracy beliefs? Narcissism, self-esteem, and the endorsement of conspiracy theories. *Social Psychological and Personality Science, 7*(2), 157-166. doi: 10.1177/1948550615616170

- Cohen, J. (1988). *Statistical power analysis for the behavioral sciences* (2nd ed.). Hillsdale, NJ: Erlbaum.
- Cumming, G. (2012). *Understanding the new statistics: Effect sizes, confidence intervals, and meta-analysis*. New York: Routledge.
- Douglas, K. M., Sutton, R. M., & Cichocka, A. (2017). The psychology of conspiracy theories. *Current Directions in Psychological Science*, 26, 538-542. doi: [10.1177/0963721417718261](https://doi.org/10.1177/0963721417718261)
- Fenigstein, A., & Vanable, P. A. (1992). Paranoia and self-consciousness. *Journal of Personality and Social Psychology*, 62(1), 129. Doi: 10.1037/0022-3514.62.1.129
- Fischer, R., Vauclair, C. M., Fontaine, J. R., & Schwartz, S. H. (2010). Are individual-level and country-level value structures different? Testing Hofstede's legacy with the Schwartz Value Survey. *Journal of cross-cultural psychology*, 41(2), 135-151. doi: 10.1177/0022022109354377
- Fotheringham, A. S., & Rogerson, P. A. (Eds.). (2008). *The SAGE handbook of spatial analysis*. Sage: Thousand Oaks, CA.
- Freedman, D. A. (1999). Ecological inference and the ecological fallacy. *International Encyclopedia of the social & Behavioral sciences*, 6(4027-4030), 1-7.
- Fritz, C. O., Morris, P. E., & Richler, J. J. (2012). Effect size estimates: Current use, calculations, and interpretation. *Journal of Experimental Psychology: General*, 141(1), 2-18. Doi: 10.1037/a0024338.
- Funder, D. C., & Ozer, D. J. (2019). Evaluating effect size in psychological research: Sense and nonsense. *Advances in Methods and Practices in Psychological Science*, 2(2), 156-168. Doi.org/10.1177/2515245919847202
- Gelfand, M. J., Raver, J. L., Nishii, L., Leslie, L. M., Lun, J., Lim, B. C., ... & Aycan, Z. (2011). Differences between tight and loose cultures: A 33-nation study. *science*, 332(6033), 1100-1104. doi: 10.1126/science.1197754

- Goertzel, T. (1994). Belief in conspiracy theories. *Political Psychology*, 731-742. doi: 10.2307/3791630
- Graeupner, D., & Coman, A. (2017). The dark side of meaning-making: How social exclusion leads to superstitious thinking. *Journal of Experimental Social Psychology*, 69, 218-222. doi: 10.1016/j.jesp.2016.10.003
- Green, R., & Douglas, K. M. (2018). Anxious attachment and belief in conspiracy theories. *Personality and Individual Differences*, 125, 30-37. <https://doi.org/10.1016/j.paid.2017.12.023>
- Grzesiak-Feldman, M., & Irzycka, M. (2009). Right-wing authoritarianism and conspiracy thinking in a Polish sample. *Psychological Reports*, 105, 389-393.
- Hart, J., & Graether, M. (2018). Something's Going on Here: Psychological Predictors of Belief in Conspiracy Theories. *Journal of Individual Differences*, 39, 229-237. <https://doi.org/10.1027/1614-0001/a000268>.
- Henrich, J., Heine, S. J., & Norenzayan, A. (2010). The weirdest people in the world?. *Behavioral and Brain Sciences*, 33(2), 61-83. doi: [10.1017/S0140525X0999152X](https://doi.org/10.1017/S0140525X0999152X)
- Hofstede, G. (1984). Cultural dimensions in management and planning. *Asia Pacific Journal of Management*, 1, 81-99. doi: 10.1007/BF01733682
- Hofstede, G. (2011). Dimensionalizing cultures: The Hofstede model in context. *Online Readings in Psychology and Culture*, 2, 8. doi: [10.9707/2307-0919.1014](https://doi.org/10.9707/2307-0919.1014)
- Holm, N. (2009). Conspiracy theorizing surveillance: considering modalities of paranoia and conspiracy in surveillance studies. *Surveillance & Society*, 7(1), 36-48. ISSN: 1477-7487
- Hornsey, M. J., Harris, E. A., & Fielding, K. S. (2018). The psychological roots of anti-vaccination attitudes: A 24-nation investigation. *Health Psychology*, 37(4), 307.
- Imhoff, R., & Bruder, M. (2014). Speaking (un-) truth to power: Conspiracy mentality as a generalised political attitude. *European Journal of Personality*, 28(1), 25-43. doi: 10.1002/per.1930

- Jolley, D., & Douglas, K. M. (2014). The social consequences of conspiracism: Exposure to conspiracy theories decreases intentions to engage in politics and to reduce one's carbon footprint. *British Journal of Psychology*, *105*, 35-56. doi: 10.1111/bjop.12018
- Jolley, D., Meleady, R., & Douglas, K. M. (2019, In press). Exposure to intergroup conspiracy theories promotes prejudice which spreads across groups. *British Journal of Psychology*. doi.org/10.1111/bjop.12385
- Konrath, S., Bushman, B. J., & Grove, T. (2009). Seeing my world in a million little pieces: Narcissism, self-construal, and cognitive-perceptual Style. *Journal of Personality*, *77*(4), 1197-1228. doi: 10.1111/j.1467-6494.2009.00579.x
- Kwon, M., Saluja, G., & Adaval, R. (2015). Who said what: The effects of cultural mindsets on perceptions of endorser-message relatedness. *Journal of Consumer Psychology*, *25*(3), 389-403. doi: 10.1016/j.jcps.2015.01.011
- Lewandowsky, S., Gignac, G. E., & Oberauer, K. (2013). The role of conspiracist ideation and worldviews in predicting rejection of science. *PloS one*, *8*(10). doi:10.1371/journal.pone.0075637.t001
- Lin, Z., Lin, Y., & Han, S. (2008). Self-construal priming modulates visual activity underlying global/local perception. *Biological psychology*, *77*(1), 93-97. doi: 10.1016/j.biopsycho.2007.08.002
- Liu, S. S., Morris, M. W., Talhelm, T., & Yang, Q. (2019). Ingroup vigilance in collectivistic cultures. *Proceedings of the National Academy of Sciences*, 201817588. Doi: [10.1073/pnas.1817588116](https://doi.org/10.1073/pnas.1817588116)
- Mammarella, N., & Fairfield, B. (2013). Where Did I Put My Keys? -A 'We' Intervention to Promote Memory in Healthy Older Adults: A Controlled Pilot Study. *Gerontology*, *59*(4), 349-354. doi: 10.1159/000346357
- Marchlewska, M., Cichońska, A., & Kossowska, M. (2018). Addicted to answers: Need for cognitive closure and the endorsement of conspiracy beliefs. *European Journal of Social Psychology*, *48*(2), 109-117. doi: 10.1002/ejsp.2308

- Markus, H. R., & Kitayama, S. (1991). Culture and the self: Implications for cognition, emotion, and motivation. *Psychological review*, 98(2), 224-253. Doi: 0033-295X/91
- Mashuri, A., & Zaduqisti, E. (2015). The effect of intergroup threat and social identity salience on the belief in conspiracy theories over terrorism in Indonesia: Collective angst as a mediator. *International Journal of Psychological Research*, 8(1), 24-35. doi: 2243-769X
- Miller, J. M., Saunders, K. L., & Farhart, C. E. (2016). Conspiracy endorsement as motivated reasoning: The moderating roles of political knowledge and trust. *American Journal of Political Science*, 60(4), 824-844. doi: 10.1111/ajps.12234
- Newheiser, A. K., Farias, M., & Tausch, N. (2011). The functional nature of conspiracy beliefs: Examining the underpinnings of belief in the Da Vinci Code conspiracy. *Personality and Individual Differences*, 51, 1007-1011. doi: [10.1016/j.paid.2011.08.011](https://doi.org/10.1016/j.paid.2011.08.011)
- Oliver, J. E., & Wood, T. J. (2014). Conspiracy theories and the paranoid style (s) of mass opinion. *American Journal of Political Science*, 58, 952-966. doi: [10.1111/ajps.12084](https://doi.org/10.1111/ajps.12084)
- Oyserman, D. (2016). What does a priming perspective reveal about culture: culture-as-situated cognition. *Current Opinion in Psychology*, 12, 94-99. doi: [10.1016/j.copsyc.2016.10.002](https://doi.org/10.1016/j.copsyc.2016.10.002)
- Oyserman, D. (2017). Culture three ways: Culture and subcultures within countries. *Annual Review of Psychology*, 68, 435-463. doi:10.1146/annurev-psych-122414-033617
- Schwartz, S. H. (1990). Individualism-collectivism: Critique and proposed refinements. *Journal of cross-cultural psychology*, 21(2), 139-157. doi: 10.1177/0022022190212001
- Saluja, G., Adaval, R., & Wyer, R. S. (2017). Hesitant to label, yet quick to judge: How cultural mindsets affect the accessibility of stereotypic knowledge when concepts of the elderly are primed. *Organizational Behavior and Human Decision Processes*, 143, 23-38. doi: 10.1016/j.obhdp.2016.09.004

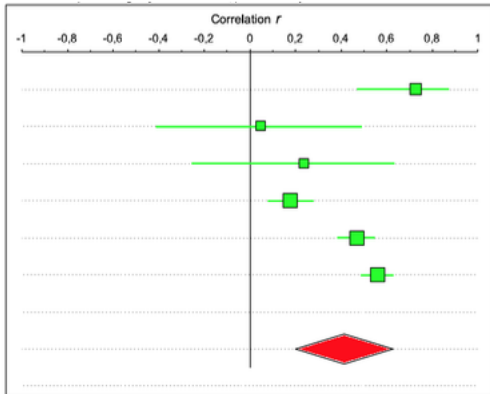
- Sapountzis, A., & Condor, S. (2013). Conspiracy accounts as intergroup theories: Challenging dominant understandings of social power and political legitimacy. *Political Psychology, 34*(5), 731-752. Doi: [10.1111/pops.12015](https://doi.org/10.1111/pops.12015)
- Saunders, K. L. (2017). The impact of elite frames and motivated reasoning on beliefs in a global warming conspiracy: The promise and limits of trust. *Research & Politics, 4*(3). doi: 2053168017717602.
- Schug, J., Yuki, M., & Maddux, W. (2010). Relational mobility explains between- and within-culture differences in self-disclosure to close friends. *Psychological Science, 21*(10), 1471-1478. [10.1177/0956797610382786](https://doi.org/10.1177/0956797610382786)
- Sidanius, J., & Pratto, F. (2001). *Social dominance: An intergroup theory of social hierarchy and oppression*. Cambridge, UK: Cambridge University Press.
- Sutton, R. M., & Douglas, K. M. (2014). *Examining the monological nature of conspiracy theories*, in: Power, politics, and paranoia: Why people are suspicious of their leaders (van Prooijen, J.W., & van Lange, P.A., eds). Cambridge, UK: Cambridge University Press.
- Staerklé, C., & Green, E. G. T. (2018). Right-Wing Populism as a Social Representation: A Comparison across Four European Countries. *Journal of Community & Applied Social Psychology 28*, 430-445. <https://doi.org/10.1002/casp.2369>.
- Ståhl, T., & Van Prooijen, J. W. (2018). Epistemic rationality: Skepticism toward unfounded beliefs requires sufficient cognitive ability and motivation to be rational. *Personality and Individual Differences, 122*, 155-163. doi: [10.1016/j.paid.2017.10.026](https://doi.org/10.1016/j.paid.2017.10.026)
- Swami, V. (2012). Social psychological origins of conspiracy theories: the case of the Jewish conspiracy theory in Malaysia. *Frontiers in Psychology, 3*, 280. doi: [10.3389/fpsyg.2012.00280](https://doi.org/10.3389/fpsyg.2012.00280)
- Swami, V., Voracek, M., Stieger, S., Tran, U. S., & Furnham, A. (2014). Analytic thinking reduces belief in conspiracy theories. *Cognition, 133*, 572-585. doi: [10.1016/j.cognition.2014.08.006](https://doi.org/10.1016/j.cognition.2014.08.006)

- Swami, V., Coles, R., Stieger, S., Pietschnig, J., Furnham, A., Rehim, S., & Voracek, M. (2011). Conspiracist ideation in Britain and Austria: Evidence of a monological belief system and associations between individual psychological differences and real-world and fictitious conspiracy theories. *British Journal of Psychology*, *102*(3), 443-463. doi: 10.1111/j.2044-8295.2010.02004.x
- Uenal, F. (2016). Islamophobia & anti-semitism: Comparing the social psychological underpinnings of anti-semitic and anti-muslim beliefs in contemporary Germany. *Islamophobia Studies Journal*, *3*, 35-55.
- United Nations Development Programme. (2009). *Human Development Report 2009: Human Development on the Move*. UN.
- Uscinski, J. E. & Parent, J. M. (2014). *American Conspiracy Theories*, New York, NY: Oxford University Press.
- van Prooijen, J. W. (2017). Why education predicts decreased belief in conspiracy theories. *Applied Cognitive Psychology*, *31*, 50-58. <https://doi.org/10.1002/acp.3301>
- van Prooijen, J. W., & Acker, M. (2015). The influence of control on belief in conspiracy theories: Conceptual and applied extensions. *Applied Cognitive Psychology*, *29*(5), 753-761. doi: 10.1002/acp.3161
- van Prooijen, J. W., & Douglas, K. M. (2018). Belief in conspiracy theories: Basic principles of an emerging research domain. *European journal of social psychology*, *48*(7), 897-908. Doi: doi.org/10.1002/ejsp.2530
- van Prooijen, J. W., & Jostmann, N. B. (2013). Belief in conspiracy theories: The influence of uncertainty and perceived morality. *European Journal of Social Psychology*, *43*(1), 109-115. doi: doi.org/10.1002/ejsp.1922
- van Prooijen, J. W., Staman, J., & Krouwel, A. P. (2018). Increased conspiracy beliefs among ethnic and Muslim minorities. *Applied cognitive psychology*, *32*(5), 661-667. Doi: [10.1002/acp.3442](https://doi.org/10.1002/acp.3442)

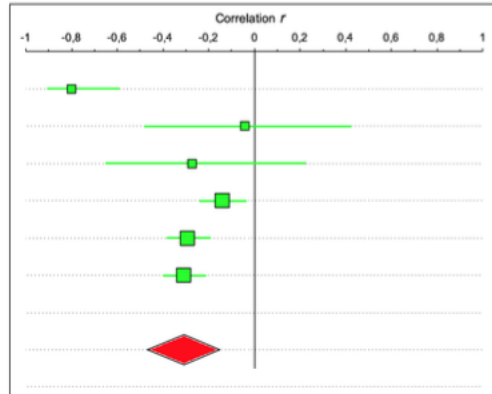
- van Prooijen, J. W., & Van Vugt, M. (2018). Conspiracy theories: Evolved functions and psychological mechanisms. *Perspectives on psychological science*, 13(6), 770-788. Doi: doi.org/10.1177/1745691618774270
- Wagner-Egger, P., & Bangerter, A. (2007). La vérité est ailleurs: corrélats de l'adhésion aux théories du complot [The truth lies elsewhere: Correlates of belief in conspiracy theories]. *Revue Internationale de Psychologie Sociale*, 20, 31-61.
- Wagner-Egger, P., Delouvée, S., Gauvrit, N., & Dieguez, S. (2018). Creationism and conspiracism share a common teleological bias. *Current Biology*, 28, R867-R868. <https://doi.org/10.1016/j.cub.2018.06.072>.
- Wells, G. L., & Windschitl, P. D. (1999). Stimulus sampling and social psychological experimentation. *Personality and Social Psychology Bulletin*, 25(9), 1115-1125. Doi: [10.1177/01461672992512005](https://doi.org/10.1177/01461672992512005)
- Whitson, J. A., & Galinsky, A. D. (2008). Lacking control increases illusory pattern perception. *Science*, 322(5898), 115-117. doi: 10.1126/science.1159845
- Whitson, J. A., Galinsky, A. D., & Kay, A. (2015). The emotional roots of conspiratorial perceptions, system justification, and belief in the paranormal. *Journal of Experimental Social Psychology*, 56, 89-95. doi: 10.1016/j.jesp.2014.09.002
- World Medical Organization. (1964). *Recommendations guiding physicians in biomedical research involving human subjects*. Helsinki, Finland.
- World Public Opinion (2008). *International poll: No consensus on who was behind 9/11*. Retrieved from <https://drum.lib.umd.edu/handle/1903/10638>

FIGURES

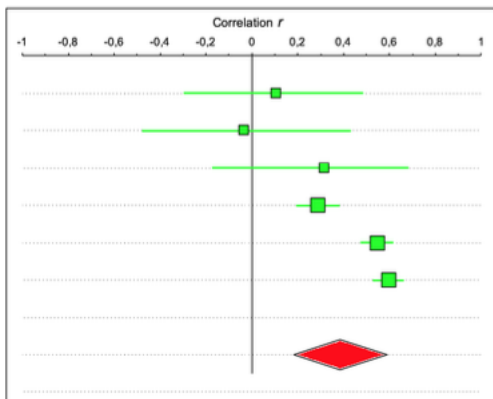
Power distance:



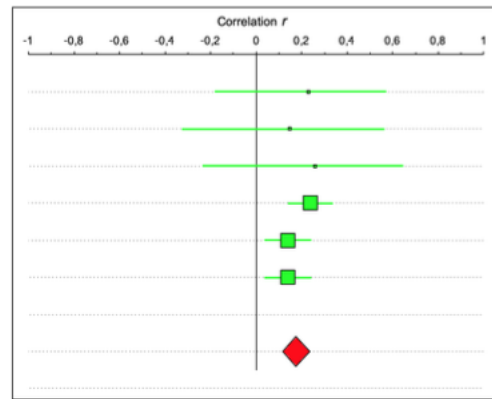
Individualism:



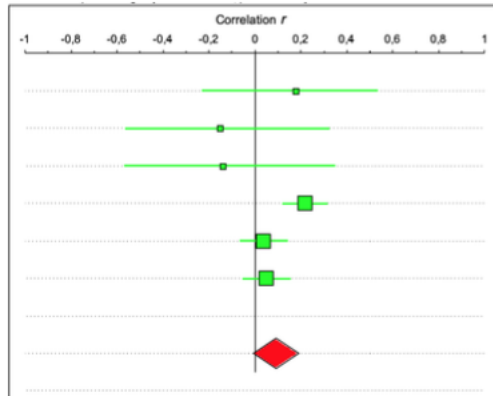
Masculinity



Uncertainty avoidance:



Long-term orientation:



Indulgence:

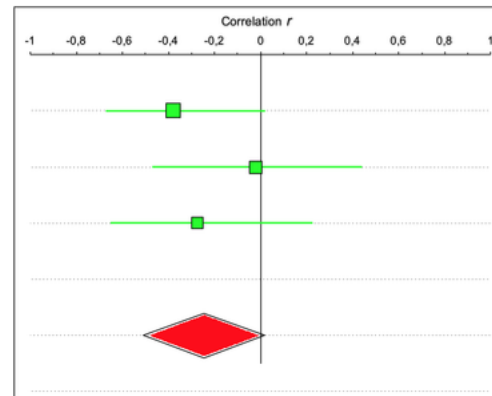


Figure 1. Forest plots of Pearson correlations between CT measures and values. The 6 lines represent respectively Study 1, Study 2a, Study 2b, Study 3 CMQ, Study 3 GCBS, and Study 3 SCBS (note: Indulgence was not included in Study 3).

TABLES

Table 1. *OLS regression model of CB according to Hofstede's 6 cultural values adjusted for HDI (N = 25, outcome = Conspiracy Beliefs Score).*

	Model Parameters					P
	SE	t	Df	b	95%CI	
<i>Hofstede Values</i>						
PD (H1)	.08	.02	22	.01	[-.21, .20]	.99
ID (H2)	.07	3.08	22	-.22**	[-.41, -.01]	.008
MS (H3)	.04	1.68	22	.07	[-.10, .17]	.11
UA (H4)	.04	.83	22	.11	[-.16, .11]	.42
LT (H5)	.05	.03	22	-.01	[-.13, .11]	.98
IN (H6)	.05	.42	22	.08	[-.28, .13]	.68
<i>Covariates</i>						
HDI	.06	1.23	22	-.24	[-.15, .32]	.24

Note. SE = standard error, CI = confidence interval; HDI = Human Development Index; PD = Power Distance; ID = Individualism; MS = Masculinity; UA = Uncertainty Avoidance; LT = Long-Term Orientation; IN = Indulgence. ** $p < .01$.

Table 2. *Regression models of CT according to Hofstede's 6 cultural values adjusted for HDI (Study 2a, binary logistic, N = 12,255, outcome = 9/11 CT rates; Study 2b, OLS, N = 30,994, outcome = CMQ scores).*

Study 2a	Model Parameters					d[95%CI]	P
	a(SE)	t	Df	O.R.	95%CI		
<i>Hofstede Values</i>							
PD (H1)	-.08(.11)	.70	17	.92	[.73, 1.17]	-.05[-.17, .09]	.49
ID (H2)	-.36(.13)	2.71	17	.70*	[.53, .92]	-.20[-.35, -.05]	.015
MS (H3)	.51(.20)	2.64	17	1.67*	[1.11, 2.52]	.28[.06, .51]	.017
UA (H4)	.54(.17)	3.15	17	1.72**	[1.20, 2.46]	.30[.10, .50]	.006
LT (H5)	-.57(.18)	3.17	17	.57**	[.39, .83]	-.31[-.51, -.10]	.006
IN (H6)	-.40(.13)	2.96	17	.67**	[.51, .89]	-.22[-.37, -.06]	.009
<i>Covariates</i>							
HDI	.20(.25)	.82	17	1.22	[.73, 2.04]	.11[-.17, .39]	.43

Study 2b	<i>SE</i>	<i>t</i>	<i>Df</i>	<i>b</i>	<i>95%CI</i>	
<i>Hofstede Values</i>						
PD (<i>H1</i>)	.24	.67	18	-.16	[-.66, .34]	.52
ID (<i>H2</i>)	.16	2.76	18	-.45*	[-.79, -.11]	.013
MS (<i>H3</i>)	.10	6.49	18	.66***	[.44, .87]	<.001
UA (<i>H4</i>)	.23	.24	18	.06	[-.43, .54]	.81
LT (<i>H5</i>)	.10	1.23	18	-.12	[-.34, .09]	.23
IN (<i>H6</i>)	.16	.62	18	.10	[-.24, .44]	.54
<i>Covariates</i>						
HDI	.22	.23	18	-.05	[-.52, .42]	.82

Note. *O.R.* = odds ratio, *SE* = standard error, *CI* = confidence interval. HDI = Human Development Index; PD = Power Distance; ID = Individualism; MS = Masculinity; UA = Uncertainty Avoidance; LT = Long-Term Orientation; IN = Indulgence. ****p* < .001, **p* < .05.

Table 3. Summary of Correlation Analyses between individual-level Hofstede values and Conspiracy Beliefs measures (*N* = 350; Study 3).

	<i>1</i>	<i>2</i>	<i>3</i>	<i>4</i>	<i>5</i>	<i>6</i>	<i>7</i>	<i>8</i>
<i>1. PD</i>	-	-	-	-	-	-	-	-
<i>2. ID</i>	-.49***	-	-	-	-	-	-	-
<i>3. MS</i>	.65***	-.41***	-	-	-	-	-	-
<i>4. UA</i>	-.01	-.21***	.08	-	-	-	-	-
<i>5. LT</i>	-.20***	-.06	-.08	.48***	-	-	-	-
<i>6. CMQ</i>	.18***	-.14*	.29***	.24***	.22***	-	-	-
<i>7. GCBS</i>	.47***	-.29***	.55***	.14**	.04	.72***	-	-
<i>8. SCBS</i>	.56***	-.31**	.60***	.14**	.05	.62***	.89***	-

Note. Numbers represent Pearson correlation coefficients. **p* < .05, ** *p* < .01, *** *p* < .001. PD = Power Distance; ID = Individualism; MS = Masculinity; UA = Uncertainty Avoidance; LT = Long-Term Orientation; CMQ = Conspiracy Mentality Questionnaire; GCBS = Generic Conspiracy Beliefs Scale; SCTS = Specific Conspiracy Beliefs Scale.