

Journal of Print and Media Technology Research

Scientific contributions

An empirical model for describing
the mechanical behavior of paper stacks
in the perpendicular to the in-plane direction
*Jian Chen, Dieter Spiehl, Edgar Dörsam,
Arash Hakimi Tehrani and Simon Weißenseel*

65

Investigation of printing pad geometry
by using FEM simulation
Ahmad Al Aboud, Edgar Dörsam and Dieter Spiehl

81

Impact of printing surfaces
with UV-curable inks on sound absorption
*Vlado Kitanovski, Jonny Nersveen, Anton Strand
and Marius Pedersen*

95

Influence of paperboard production
on web movement and register quality
in printing process
*Tobias Enk, Peter Urban, Michael Dattner,
Hannes Vomhoff and Axel Heise*

103

ISSN 2414-6250



9 772414 625001

Editor-in-Chief

Published by **iarigai**
www.iarigai.org

Gorazd Golob (Ljubljana)

The International Association of Research
Organizations for the Information, Media
and Graphic Arts Industries

Journal of Print and Media Technology Research

A PEER-REVIEWED QUARTERLY

PUBLISHED BY

The International Association of Research Organizations
for the Information, Media and Graphic Arts Industries
Magdalenenstrasse 2, D-64288 Darmstadt, Germany
<http://www.iarigai.org>
journal@iarigai.org

EDITORIAL BOARD

EDITOR-IN-CHIEF

Gorazd Golob (Ljubljana, Slovenia)

EDITORS

Timothy C. Claypole (Swansea, UK)
Edgar Dörsam (Darmstadt, Germany)
Nils Enlund (Helsinki, Finland)
Mladen Lovreček (Zagreb, Croatia)
Renke Wilken (Munich, Germany)
Scott Williams (Rochester, USA)

ASSOCIATE EDITOR

Markéta Držková (Pardubice, Czech Republic)

SCIENTIFIC ADVISORY BOARD

Darko Agić (Zagreb, Croatia)
Anne Blayo (Grenoble, France)
Wolfgang Faigle (Stuttgart, Germany)
Elena Fedorovskaya (Rochester, USA)
Patrick Gane (Helsinki, Finland)
Diana Gregor Svetec (Ljubljana, Slovenia)
Jon Yngve Hardeberg (Gjøvik, Norway)
Ulrike Herzau Gerhardt (Leipzig, Germany)
Gunter Hübner (Stuttgart, Germany)
Marie Kaplanová (Pardubice, Czech Republic)
John Kettle (Espoo, Finland)
Helmut Kipphan (Schwetzingen, Germany)
Björn Kruse (Linköping, Sweden)
Yuri Kuznetsov (St. Petersburg, Russian Federation)
Magnus Lestelius (Karlstad, Sweden)
Patrice Mangin (Trois Rivières, Canada)
Thomas Mejtoft (Umeå, Sweden)
Erzsébet Novotny (Budapest, Hungary)
Anastasios Politis (Athens, Greece)
Anu Seisto (Espoo, Finland)
Johan Stenberg (Stockholm, Sweden)
Philipp Urban (Darmstadt, Germany)

A mission statement

To meet the need for a high quality scientific publishing platform in its field, the International Association of Research Organizations for the Information, Media and Graphic Arts Industries is publishing a quarterly peer-reviewed research journal.

The journal is fostering multidisciplinary research and scholarly discussion on scientific and technical issues in the field of graphic arts and media communication, thereby advancing scientific research, knowledge creation, and industry development. Its aim is to be the leading international scientific journal in the field, offering publishing opportunities and serving as a forum for knowledge exchange between all those interested in contributing to or learning from research in this field.

By regularly publishing peer-reviewed, high quality research articles, position papers, surveys, and case studies as well as review articles and topical communications, the journal is promoting original research, international collaboration, and the exchange of ideas and know-how. It also provides a multidisciplinary discussion on research issues within the field and on the effects of new scientific and technical developments on society, industry, and the individual. Thus, it intends to serve the entire research community as well as the global graphic arts and media industry.

The journal is covering fundamental and applied aspects of at least, but not limited to, the following topics:

Printing technology and related processes

- ⊕ Conventional and special printing
- ⊕ Packaging
- ⊕ Fuel cells and other printed functionality
- ⊕ Printing on biomaterials
- ⊕ Textile and fabric printing
- ⊕ Printed decorations
- ⊕ Materials science
- ⊕ Process control

Premedia technology and processes

- ⊕ Colour reproduction and colour management
- ⊕ Image and reproduction quality
- ⊕ Image carriers (physical and virtual)
- ⊕ Workflow and management

Emerging media and future trends

- ⊕ Media industry developments
- ⊕ Developing media communications value systems
- ⊕ Online and mobile media development
- ⊕ Cross-media publishing

Social impact

- ⊕ Media in a sustainable society
- ⊕ Environmental issues and sustainability
- ⊕ Consumer perception and media use
- ⊕ Social trends and their impact on media

Submissions to the Journal

Submissions are invited at any time and, if meeting the criteria for publication, will be rapidly submitted to peer-review and carefully evaluated, selected and edited. Once accepted and edited, the papers will be published as soon as possible.

✉ Contact the Editorial office: journal@iarigai.org

Journal of Print and Media Technology Research

2-2020

June 2020



The information published in this journal is obtained from sources believed to be reliable and the sole responsibility on the contents of the published papers lies with their authors. The publishers can accept no legal liability for the contents of the papers, nor for any information contained therein, nor for conclusions drawn by any party from it.

Journal of Print and Media Technology Research is listed in:

Emerging Sources Citation Index

Scopus

Index Copernicus International

PiraBase (by Smithers Pira)

Paperbase (by Innventia and Centre Technique du Papier)

NSD – Norwegian Register for Scientific Journals, Series and Publishers

Contents

A letter from the Editor <i>Gorazd Golob</i>	63
---	----

Scientific contributions

An empirical model for describing the mechanical behavior of paper stacks in the perpendicular to the in-plane direction <i>Jian Chen, Dieter Spiehl, Edgar Dörsam, Arash Hakimi Tehrani and Simon Weißenseel</i>	65
--	----

Investigation of printing pad geometry by using FEM simulation <i>Ahmad Al Aboud, Edgar Dörsam and Dieter Spiehl</i>	81
--	----

Impact of printing surfaces with UV-curable inks on sound absorption <i>Vlado Kitanovski, Jonny Nersveen, Anton Strand and Marius Pedersen</i>	95
--	----

Influence of paperboard production on web movement and register quality in printing process <i>Tobias Enk, Peter Urban, Michael Dattner, Hannes Vomhoff and Axel Heise</i>	103
--	-----

Topicalities

Edited by Markéta Držková

News & more	117
Bookshelf	119
Events	125



A letter from the Editor

Gorazd Golob

Editor-in-Chief

E-mail: gorazd.golob@jpmtr.org
journal@iarigai.org

The present issue of the Journal comes at a time, despite different wishes and some predictions, marked by a pandemic. Fortunately, the authors, reviewers, and editors have been persistent, and this time we are publishing four papers.

The first two are classified as original scientific papers, as they are distinguished from the others by a strong theoretical basis and an original approach. The first paper discusses the mechanical behavior and loads of paper, what is interesting especially for experts who are researching the manipulation of several sheets of paper at the same time, and practical applicability of the study could be seen mainly in the field of bookbinding, which is rarely considered in research.

The second paper is devoted to the investigation of printing pad geometry, mainly the use of various methods for simulation and optimal determination of the shape of the key element in this widespread technique of indirect gravure printing.

The third article is a research paper and was chosen for publication despite some concerns due to the results of the experiment, based on which the authors conclude that the tested printed surface does not affect sound absorption, but this claim opens up some new challenges for future research.

The fourth, final paper is a case study. This is a result of unique, very extensive research, which would not be possible without strong industrial partner's support, access to the specially made cardboard with known characteristics, and a printing press in the otherwise not very widespread gravure cardboard printing technique equipped with appropriate measuring equipment. The challenges are mainly in conducting a similar study in a lab environment, where full reproducibility of the experiment can also be ensured.

In the Topicalities the Editor Markéta Držková (marketa.drzkova@jpmtr.org) is bringing news from Drupa, a new alliance of US printers, reports from European Intergraf and recent printing-related research projects from MIT and EU-funded Horizon 2020. In the Bookshelf, you can find an overview of books from the fields covering management, typography, intellectual property, history, new materials, and technologies beyond traditional printing.

Three doctoral theses are also presented in the Bookshelf. Chun-Ho Lin defended his thesis on perovskite synthesis, fabrication and characterization at the King Abdullah University in Thuwal, Kingdom of Saudi Arabia. At the TU Chemnitz, Germany, Chadha Bali defended her dissertation on the study of coffee-ring-effect used as self-assembly mechanism in inkjet printing of organic printed electronic

elements. Stephan Behnke defended his thesis at the Technical University of Darmstadt, Germany. His research was oriented towards the optimization of the printing and manufacturing process of metal packaging.

In the Events section, a number of conferences, workshops, seminars, and other events are presented, however, many of them are postponed or adopted to the current situation with online sessions, access to tutorials, and some of them are even moved to new locations. Also some other changes can still occur.

The call for papers is open constantly and we received two or three manuscripts every month this year. In the preliminary assessment of suitability for publication, we follow the Journal's policy according to which only papers that are of high quality, interesting, showing interesting research results or open new dilemmas and questions are suitable for review, editing, and publication. I am pleased that, despite the relatively high standards for the acceptance and publication of submitted manuscripts, we are receiving more and more quality papers appropriate to fulfil our mission. Join us and submit the results of your research and scientific work for publication in the Journal. We will appreciate publishing them, of course after a successful review, audit, and editing process.

Ljubljana, June 2020

JPMTR 134 | 2003
DOI 10.14622/JPMTR-2003
UDC 667.5:534.2

Research paper
Received: 2020-03-26
Accepted: 2020-06-24

Impact of printing surfaces with UV-curable inks on sound absorption

Vlado Kitanovski¹, Jonny Nersveen², Anton Strand³ and Marius Pedersen¹

¹ Department of Computer Science,
Norwegian University of Science and Technology, Building A,
Teknologiveien 22, 2815 Gjøvik, Norway

² Department of Manufacturing and Civil Engineering,
Norwegian University of Science and Technology, Building B,
Teknologiveien 22, 2815 Gjøvik, Norway

³ Canon Norway AS, P.O. Box 33, Holmlia N-1201, Oslo, Norway

vlado.kitanovski@ntnu.no
jonny.nersveen@ntnu.no
anton.strand@canon.no
marius.pedersen@ntnu.no

Abstract

The recent UV-curable inks, used in modern inkjet printing systems, bring several advantages and therefore a potential to expand to new applications, including décor printing. In this work, we investigate the impact of printing with UV-curable inks on sound absorption. The sound absorption curves of three different sound-absorbing decorative wall plates are calculated from the reverberation times measured in a reverberation room. The comparison between the sound absorption from unprinted and printed decorative plates showed that printing with UV-curable inks has no significant impact on the sound absorbing characteristics of materials.

Keywords: sound-absorbing plate, reverberation time measurement, décor printing, UV-curable inkjet printing

1. Introduction

Inkjet printing and UV-curing technologies have developed in parallel since the 1950s (Cahill, 2001). Inkjet printing systems based on UV-curable inks enable print service providers to offer additional value to their customers and allow designers to create more stylish and impactful finishes on various types of surfaces (Canon, 2018). They have expanded the inkjet printing technology into alternative fields and applications like packaging, publishing, décor, textile design, and outdoor display (Parraman and Ortiz Segovia, 2018, p. 96). The base of the UV-curable inks is composed of fluid monomers that, when exposed to UV radiation, polymerize into a hardened dry ink containing the pigment (Parraman, 2012).

The UV-cured inks bring several advantages: they are more reliable and have better sustainability ratings, they support extended gamut printing, they are tolerant and applicable to a variety of printing surfaces (Taylor and Cahill, 2015), and they can be used to produce a surface texture (Parraman and Ortiz Segovia, 2018, p. 96).

In this work, the focus is on the décor application, e.g., printing on materials used for decorative indoor walls or ceilings. The large surface area of walls and ceilings impacts the acoustic characteristics of the indoor space (Harris, 1991, pp. 64–66). Therefore, decorative walls and ceilings may require having certain sound-absorbing characteristics. These characteristics are closely related to the reverberation time of the indoor space, which is the time needed for the sound pressure level (SPL) to decay 60 dB after the source of the sound has stopped (Beranek and Mellow, 2012, p. 470). Several studies have been made to investigate the acoustic impact of different decorative surface coatings of objects in indoor spaces. Martellotta and Castiglione (2011) investigated the use of paintings and tapestries as sound-absorbing materials, where they among others looked at the combined effect of painted canvases covering porous materials. They found that impermeable treatments, from using oil or acrylic color, mostly influenced high-frequency absorption. Ivanova, Vitchev, and Hristodorova (2018) investigated the influence of different surface coatings on sound absorption of wood. They showed that coating improved sound absorption properties of the

wood. Chrisler (1941) did measurements for sound absorption of different materials and paint, including different number of coats. The results indicated differences between the materials, as some could be painted with just one or two coats of paint before a decrease in sound absorption was detected, while others could be painted multiple times before a decrease was found. Xu, et al. (2020) investigated polyurethane coating thickness in sound absorption for four different wood species, where the results of the sound absorption is dependent on the wood species and coating thickness. Sayako and Yamamoto (2018) in their patent proposed a surface treatment liquid for porous sound-absorbing materials. The main goal was to add decorative elements to sound-absorbing materials without impairing the sound absorption capabilities of the surface. The surface treatment was in terms of an aqueous ink. Most examples showed small differences in an air permeability evaluation compared to unprinted samples.

In summary, the previous related works show that the sound-absorbing characteristic of a material can be influenced by the surface of that material. It is interesting to see whether depositing hardened UV-cured inks on indoor décor surfaces has an impact on the sound absorption, and therefore, on the acoustic characteristics of the indoor space. In fact, the potential of using UV-curable inks for printing on a wide range of materials used for decorative walls or ceilings is connected to their acoustic impact. To the best of our efforts, we were unable to find a study regarding the acoustic impact of surfaces printed with hardened UV-cured inks. One of the reasons for that could be the interdisciplinarity of the issue. The main goal of this work is to investigate this impact, i.e., to answer the question whether printing with UV-cured inks influences the sound-absorbing property of a material.

2. Methodology

The evaluation of the acoustic impact from printed surfaces is based on comparing the sound absorption between unprinted and printed sound-absorbing materials. When sound propagates in a closed space, the level to which the sound builds up as well as the

decay of the reverberant sound after the sound source is stopped depends on the sound-absorbing characteristics of the boundary surfaces and objects filling the closed space (International Organization for Standardization, 2003). A closed space that is specifically designed so that the average sound pressure level is essentially uniform, i.e., the sound field is diffuse, is referred to as reverberation room (Vér and Beranek, 2006, p. 85). Measurement of the sound absorption of a given material is performed by measuring the reverberation time when the material is mounted in a reverberation room (International Organization for Standardization, 2003). As mentioned before, the reverberation time itself is a measure of the time needed for the stationary and diffuse sound to fade out, or more accurately, for the SPL to fall 60 dB after the sound source has stopped (Beranek and Mellow, 2012, p. 470). In the following subsections, the materials and equipment used for the measurements as well as the method for calculating the sound absorption are described.

2.1 Materials and equipment

We used three different sound-absorbing materials for the evaluation, Ecophon Akusto™ wall Super G™, Ecophon Akusto™ wall Texona, and Ecophon Akusto™ wall Akutex™ FT. They are to be used as decorative wall plates, and they are all made of glass wool but with different front-facing surface finishing. In the rest of the text we refer to them as three different quality types, from one to three. Their dimensions are 2.4 m × 1.2 m × 0.04 m (cut from the original 2.7 m × 1.2 m × 0.04 m), and their main purpose is providing thermal isolation and sound absorption in indoor spaces (Ecophon, 2020). The printer we used is a flatbed Canon Arizona 2280XT, enabled with the VarioDot technology for variable size of the deposited ink drops (Canon, 2020a), and the Touchstone elevated (also known as 2.5D) printing technology (Canon, 2020b). It is a piezoelectric inkjet system; it uses the IJC-257 inks that are polymerized (cured) using UV light right after being deposited on the printing substrate. The elevated print production is achieved through adding up ink layers in several print-and-cure cycles (Canon, 2018). In this work, we investigate the acoustic impact from only one ink layer – as in the con-




Figure 1: Microscopic surface of the printed sound-absorbing plates of three quality types marked 1, 2, and 3; the physical size of the area shown in all three images is 8 mm × 6 mm

ventional 2D print reproduction. The whole area of the testing plates was printed with one layer of uniform green at 200 % ink – we used full coverage levels of both cyan and yellow. The amount of deposited ink was selected so that it emulates 2D prints with moderate-to-high ink coverage; the uniformity of the print was to ensure uniform sound-absorbing properties of the printed surface and contribute towards reducing the measurement noise. Figure 1 shows microscopic view of each of the three printed plates.

For the sound absorption measurement, we followed guidelines from the ISO 354:2003 standard (International Organization for Standardization, 2003). This standard specifies the room characteristics, the mounting of the measured plates, the methods for measurement of the reverberation time as well as the subsequent calculation of the sound absorption curve. The size of our reverberation room is 2.7 m × 3.84 m, and it is 2.6 m high. The testing plates were mounted on a wall in the reverberation room by tiling two plates to an effective area of 2.4 m × 2.4 m. Metal fasteners were used to ensure they fit tightly to the wall. An example of the mounted plates in the reverberation room is shown in Figure 2.



Figure 2: One of the printed plates mounted on the wall in the reverberation room; the omnidirectional loudspeaker and microphone are also shown

The volume of the reverberation room (27 m³) is considerably below the recommended minimum of 150 m³ (International Organization for Standardization, 2003) and it is the main limitation of our measurement setup. While the measurements of the reverberation time in this work may therefore not be absolutely correct, we believe that this has limited impact on our study – it is a comparative analysis of sound absorption of different materials, calculated using repeated measurements in the same conditions. Furthermore, given that “the minimum volume of the room depends on how low in frequency valid measurements are to be taken” (Vér and Beranek, 2006, p. 85), the potential measurement

errors due to spatial non-uniformities in the sound intensity are expected for the lower frequencies. For example, if measurements are to be done down to the 200 Hz band, then a room volume of 70 m³ would be acceptable (Vér and Beranek, 2006, p. 85).

The reverberation time is measured using the interrupted noise method (International Organization for Standardization, 2003). The reverberation room is excited for around 5 s with a pink noise with continuous spectrum from an omnidirectional loudspeaker, Norsonic Nor276, driven by the power amplifier Norsonic Nor280, to create a diffuse sound field in the room. A free-field microphone, Norsonic Nor1225, coupled with the sound analyzer Norsonic Nor140, is used to record the SPL during the excitation and for 10 s after the excitation stops. The sound analyzer estimates the decay curve of the SPL and subsequently the reverberation time. As recommended in the ISO 354:2003 standard, we used 20 dB as an evaluation range for the SPL decay; therefore, we label the measured reverberation time as T_{20dB} . The reverberation time itself is normally dependent on frequency. As recommended in the ISO 354:2003 standard, we performed measurements at 18 third-octave frequency bands, ranging from 100 Hz to 5000 Hz. During the measurements, both temperature and humidity were controlled to reduce variability in sound absorption caused by air at different atmospheric conditions. The number of spatially independent measured reverberation times is six – we used two different positions for the loudspeaker and three different positions for the microphone. In order to reduce the occurrence of acoustical resonances, there were no spatial symmetries regarding the loudspeaker and microphone positions, and their distance from each other and to the surrounding walls, for all of the six different configurations. To obtain statistically independent measurements and avoid non-representative measurements, the microphone positions should be at least half-wavelength apart (for the lowest measured frequency) from each other and also half-wavelength away from any reflecting objects (Vér and Beranek, 2006, p. 210). In our six different configurations, the minimum of the distances between the different microphone positions and between the microphone positions and the nearest reflecting objects was 0.6 m – which is the half-wavelength of a wave at frequency of approximately 286 Hz. According to this requirement, our measurements of the reverberation time for the frequency bands lower than 286 Hz may not be representative.

2.2 Calculation of the sound absorption curve

The reverberation time is calculated as an average of the reverberation times measured for the six different loudspeaker/microphone positions. For calculation

of the sound absorption coefficient at each frequency band, two different measurements of the reverberation time are needed – one of an empty reverberation room, and another with the testing plate mounted inside the room. The sound absorption curve $\alpha(f)$ is calculated as a ratio between the equivalent sound-absorbing area, $A_T(f)$, and the actual area of the testing plate, S :

$$\alpha(f) = \frac{A_T(f)}{S} \quad [1]$$

The equivalent sound-absorbing area of the testing plate is calculated (International Organization for Standardization, 2003) as

$$A_T(f) = 55.3V \left(\frac{1}{c(t_2)T_2(f)} - \frac{1}{c(t_1)T_1(f)} \right) - 4V(m_2 - m_1) \quad [2]$$

In Equation [2], V is the volume of the reverberation room, expressed in m^3 ; $c(t_1)$ and $c(t_2)$ are the speed of sound in air at the measurement room temperatures t_1 (during the measurement of an empty room) and t_2 (during the measurement with the testing plates mounted), expressed in m/s . For temperatures t in the range of 15°C to 30°C , the speed of sound c is calculated as: $c = 331(1 + 0.6t)$ (International Organization for Standardization, 2003). Furthermore, $T_1(f)$ is the measured reverberation time ($T_{20\text{dB}}$) of the empty room at frequency f , while $T_2(f)$ is the measured reverberation time with the testing plates mounted, both expressed in s . The variables m_1 and m_2 are power attenuation coefficients (expressed in m^{-1}) that account for the climatic conditions in the empty room and with the testing plate mounted, respectively (International Organization for Standardization, 1993). If the climatic conditions in the room (temperature, relative humidity) remain constant during the two measurements, then m_1 and m_2 will cancel out in Equation [2].

In order to reduce the measurement uncertainty, we performed ten measurements of the reverberation time for each loudspeaker/microphone position in all measurement scenarios for the three different plates, i.e., empty room, an unprinted plate mounted, and a printed plate mounted in the room. The average reverberation time of these repeated measurements was used in Equations [1] and [2] for calculating the sound absorption as a function of frequency.

3. Measurement procedure, results, and discussion

The $T_{20\text{dB}}$ reverberation time was measured in seven different measurement settings: one for the empty reverberation room, three for the three types of the unprinted sound-absorbing plates mounted on the

measurement wall, and another three for the printed ones. The measurements were performed ten times for each of the six different loudspeaker/microphone positions, and for the following third-octave bands (Hz): 100, 125, 160, 200, 250, 315, 400, 500, 630, 800, 1000, 1250, 1600, 2000, 2500, 3150, 4000, and 5000. The total measurement time including mounting/dismounting the plates in the reverberation room was around 3.5 hours. For a very small number of measurements at the lowest two frequency bands (100 Hz and 125 Hz), the sound analyzer did not report the $T_{20\text{dB}}$ times, or the reported times were unusually very high (at least twice the median value) – those measurements were not included in the analysis. The reason for this could lie in the size of our reverberation room – as mentioned before, its volume is below the recommended minimum. This may have resulted in a non-diffuse sound field for the lower frequencies during the excitation (Vér and Beranek, 2006, p. 85), and subsequently, in errors for the estimated reverberation times at these frequency bands.

The average of all 60 measured $T_{20\text{dB}}$ times per frequency band for each of the seven setups was used in Equations [1] and [2] for calculating the sound absorption curve. In order to determine the measurement uncertainty, we calculated 10 different sound absorption curves using the average $T_{20\text{dB}}$ time for the six loudspeaker/microphone positions; these 10 values were assumed to be samples of a Student's t -distribution, and the confidence intervals were calculated at a 95 % confidence level. The sound absorption curves for the unprinted and printed plates are shown separately for the three quality types of plates in Figures 3–5, respectively. The confidence intervals at each measured frequency band are denoted with dots. They are noticeably larger for the lowest two frequency bands mostly because of the excluded measurements for the reverberation time, which lead to less than 10 calculated values for the sound absorption. In general, for all of the six absorption curves plotted in Figures 3–5, the confidence intervals calculated for the frequency bands in the lower half are larger than those for the higher half. Therefore, we can infer that measurements for the higher frequencies were made with higher precision. It can be seen that the two sound absorption curves for the unprinted and printed plates are very close to each other for each of the three quality types. The confidence intervals overlap at each measured frequency band, and therefore, there is no significant difference in the sound absorption of the plates due to the printing one layer with two inks at full coverage. The same conclusion can be obtained using another test – we performed a two-sided sign test to check whether the difference in sound absorption between unprinted and printed plates came from a distribution whose median is not zero. For all three quality types,

the sign test could not reject the null hypothesis (“the median difference is zero”) as the p -values were above 0.7 in all three cases.

As previously mentioned, due to the small distances between the microphone locations and the surrounding reflective walls in the room, our measurements for the bands lower than 286 Hz may not be representative. Another property of our room that indicates inaccurate measurements for the lower bands is the Schroeder frequency (Schroeder, 1962). This frequency is considered as a transition frequency between the low-frequency region, where acoustical resonances in the form of standing waves at the discrete room’s natural frequencies are dominant, and the high-frequency region, where the sound field is spatially more uniform and can be statistically described (Vér and Beranek, 2006, p. 209). The reverberation time of our empty room averaged over 10 measurements and all frequency bands is 3.05 s, resulting in an estimated Schroeder frequency of 673 Hz. This value is relatively high mostly because of the small room volume that is used in the calculation. For small rooms, the statistical properties of the frequency response even at half of the Schroeder frequency can be indistinguishable from that of the high-frequency region (Skålevik, 2011). However, the impact of acoustical resonances in our room appears to be significant, and it may be the reason behind the larger differences in measured sound absorption between adjacent bands lower than 800 Hz, which can be observed for all six plates in Figures 3–5. These differences are similarly distributed across the low-frequency region for all of the plates – most probably because of the same measurement conditions (regarding the positions of the plates, the loudspeaker and the microphone) which resulted in specific and consistent statistical properties of the sound field during our measurements.

In general, non-diffuse sound field is the reason behind high variability in sound absorption measurements according to the ISO 354:2003 standard (Vercammen and Lautenbach, 2016). This variability can be reduced, e.g., by calibration that uses a reference absorber (Vercammen, 2010). While not meeting the recommendations from the ISO 354:2003 standard regarding the size of our room may have led to incorrect values calculated for the absorption curves, we think that this has limited relevance for our goal – we are comparing the absorption curves between printed and unprinted plates, i.e., investigating the difference between them.

Even though our measurements were not performed in fully diffuse conditions, we believe that the statistical properties of the non-diffuse sound field did not vary significantly between and during both measurements – as they were performed in the same conditions regarding the positioning of materials and equipment. The average error we make in absolute sense due to the non-diffuse conditions during the measurements of T_{20dB} , and therefore on the sound absorption coefficients, are expected to be the same for both measurements and effectively cancel out in our analysis that looks only at the difference in sound absorptions. The small and insignificant differences in sound absorption between printed and unprinted plates for the higher frequencies (for which the small size of the room had less contribution to a non-diffuse sound field, and therefore, to inaccurate measurements of the reverberation time) was also observed for the lower frequencies (that are more affected by the small size of the room). From our measurement setup and analysis, we do not have a strong reason to believe that there might be a significant difference in sound absorption for the lower frequencies, which was not able to be detected with our limited setup. However, such claim can be supported by performing the measurements in full compliance with the ISO 354:2003 standard.

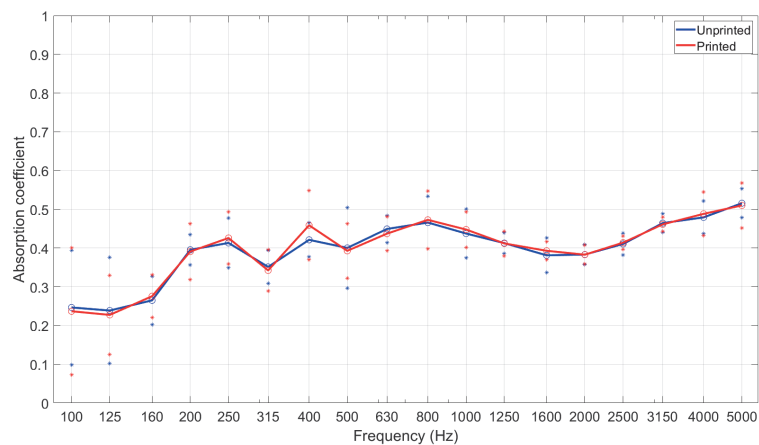


Figure 3: Average sound absorption coefficients with 95 % confidence intervals for the unprinted and printed plates for quality type 1; the averaged measured values are shown with circles

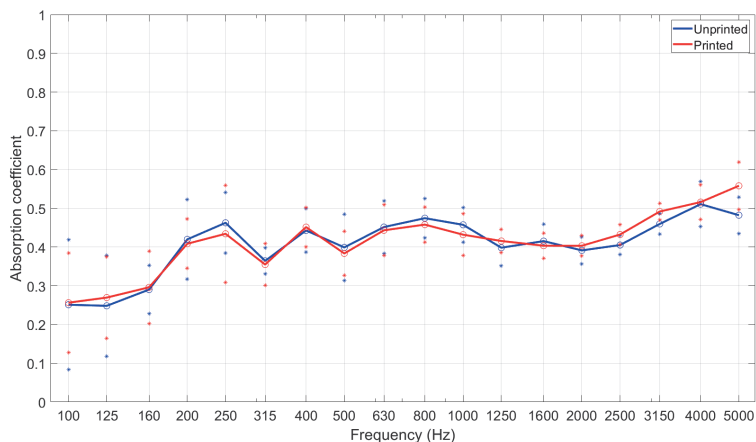


Figure 4: Average sound absorption coefficients with 95 % confidence intervals for the unprinted and printed plates for quality type 2; the averaged measured values are shown with circles

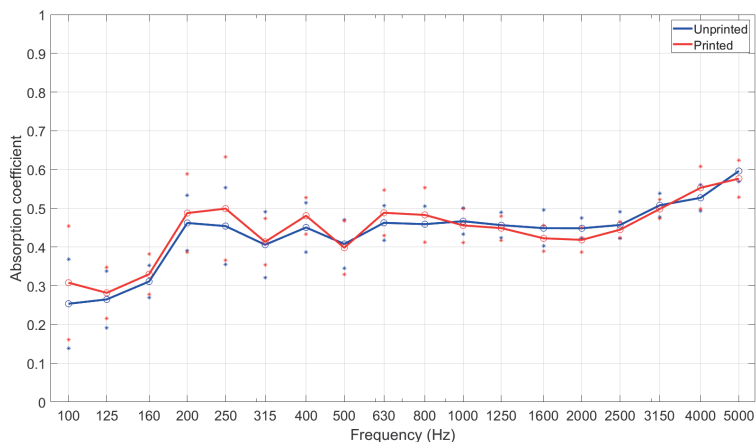


Figure 5: Average sound absorption coefficients with 95 % confidence intervals for the unprinted and printed plates for quality type 3; the averaged measured values are shown with circles

4. Conclusion

In this work, we investigated the impact on sound absorption from printed UV-cured inks on sound-absorbing plates with three different types of surface finishing. We printed only one layer with moderate ink amount – which is sufficient for creating colored décor designs. The sound absorption curves for both printed and unprinted plates were calculated from the reverberation times that were measured in a reverberation room. Our measurement setup was not in full compliance with the ISO 354:2003 standard for measurement of sound absorption, and therefore, the sound absorp-

tion measurements are not accurate in absolute sense. However, due to the same measurement conditions, the difference in sound absorption between printed and unprinted plates should still be valid. It was found to be very small, and according to our analysis not significant. We conclude that there is no impact on sound absorption from printing one layer with UV-cured inks.

Potential directions for future work may be taken towards confirming our conclusion in other reverberation rooms, or towards investigating the impact of printing elevated designs using multiple layers of UV-cured ink on sound absorption.

Acknowledgements

We would like to thank Alf Dalby for providing logistics support regarding the reverberation time measurement, to Pål Jacobsen for providing us with the printing equipment, and to Odd Kr. Pettersen and Guillaume Dutilleux for the useful discussions regarding sound absorption measurement.

References

- Beranek, L.L. and Mellow, T.J., 2012. *Acoustics: sound fields and transducers*. Oxford, UK: Academic Press.
- Cahill, V.J., 2001. *A short history and current development of UV-curing for ink jet printing*. [pdf] Waynesboro, PA, USA: VCE Solutions. Available at: <<http://www.vcesolutions.com/wp-content/uploads/2014/09/A-Short-History-and-Current-Development-of-UV-Curing-for-Ink-Jet-Printing.pdf>> [Accessed June 2020].
- Canon, 2018. *Canon launches Océ Touchstone elevated printing solution at FESPA 2018*. [online] Available at: <<https://www.canon-europe.com/press-centre/press-releases/2018/05/oce-touchstone/>> [Accessed 23 March 2020].
- Canon, 2020a. *Arizona 2280 XT specifications*. [online] Available at: <https://www.canon-europe.com/for_work/products/large_format_printers/displaygraphics/arizona_2280_xt/specification.html> [Accessed 07 June 2020].
- Canon, 2020b. *Canon Touchstone specifications*. [online] Available at: <<https://www.canon-europe.com/business-printers-and-faxes/touchstone/specifications/>> [Accessed 07 June 2020].
- Chrisler, V.L., 1941. Effect of painting on the sound absorption of acoustic materials. *The Journal of the Acoustical Society of America*, 12(3), p. 465. <https://doi.org/10.1121/1.1902192>.
- Ecophon, 2020. *Ecophon Akusto™ Wall Edge A*. [online] Available at: <<https://www.ecophon.com/uk/products/Vertical-applications/Akusto/Akusto--Wall-A/>> [Accessed 07 June 2020].
- Harris, D.A., ed. 1991. *Noise control manual: guidelines for problem-solving in the industrial/commercial acoustical environment*. New York, USA: Springer.
- International Organization for Standardization, 1993. *ISO 9613-1:1993 Acoustics — Attenuation of sound during propagation outdoors — Part 1: Calculation of the absorption of sound by the atmosphere*. Geneva: ISO.
- International Organization for Standardization, 2003. *ISO 354:2003 Acoustics — Measurement of sound absorption in a reverberation room*. Geneva: ISO.
- Ivanova, Y., Vitchev, P. and Hristodorova, D., 2018. Study on the influence of some factors on the sound absorption characteristics of wood from Scots pine. *Chip and Chipless Woodworking Processes*, 11(1), pp. 65–72.
- Martellotta, F. and Castiglione, M.L., 2011. On the use of paintings and tapestries as sound absorbing materials. In: *Proceedings of Forum Acusticum 2011*. Aalborg, Denmark, 27 June – 01 July 2011. European Acoustical Association.
- Parraman, C., 2012. Colour print workflow and methods for multilayering of colour and decorative inks using UV inkjet for fine art printing. In: *Proceedings SPIE 8292, Color Imaging XVII: Displaying, Processing, Hardcopy, and Applications*. Burlingame, USA, 24–26 January 2012. SPIE. <https://doi.org/10.1117/12.909864>.
- Parraman, C. and Ortiz Segovia, M.V., 2018. *2.5D printing: bridging the gap between 2D and 3D applications*. Hoboken, NJ, USA: John Wiley & Sons.
- Sayako, A. and Yamamoto, H., Riso Kagaku Corporation, 2018. *Surface treatment liquid for porous sound-absorbing material, aqueous inkjet ink for porous sound-absorbing material, and uses therefor.*, U.S. Pat. 9,937,709.
- Schroeder, M.R., 1962. Frequency-correlation functions of frequency responses in rooms. *The Journal of the Acoustical Society of America*, 34(12), pp. 1819–1823. <https://doi.org/10.1121/1.1909136>.
- Skålevik, M., 2011. Schroeder frequency revisited. In: *Proceedings of Forum Acusticum 2011*. Aalborg, Denmark, 27 June – 01 July 2011. European Acoustical Association.
- Taylor, D.H. and Cahill, V., 2015. Energy curing: UV/EB printing for food packaging. In: *Converting & Package Printing Expo Conference Series 2015*. Chicago, IL, USA, 13–16 September 2015. <http://dx.doi.org/10.13140/RG.2.1.4886.8887>.
- Vercammen, M.L.S., 2010. Improving the accuracy of sound absorption measurement according to ISO 354. In: *Proceedings of the International Symposium on Room Acoustics, ISRA 2010*. Melbourne, Australia, 29–31 August 2010. Melbourne, Victoria, Australia: Australian Acoustical Society.
- Vercammen, M. and Lautenbach, M., 2016. Non diffuse sound field in the reverberation room. In: F. Miyara, E. Accolti, V. Pasch and N. Vecchiatti, eds. *Proceedings of the 22nd International Congress on Acoustics*. Buenos Aires, Argentina, 5–9 September 2016. Buenos Aires, Argentina: Asociación de Acústicos Argentinos.
- Vér, I.L. and Beranek, L.L., eds. 2006. *Noise and vibration control engineering: principles and applications*. 2nd ed. Hoboken, NJ, USA: John Wiley & Sons.
- Xu, W., Fang, X., Han, J., Wu, Z. and Zhang, J., 2020. Effect of coating thickness on sound absorption property of four wood species commonly used for piano soundboards. *Wood and Fiber Science*, 52(1), pp. 28–43. <https://doi.org/10.22382/wfs-2020-004>.



Call for papers

The Journal of Print and Media Technology Research is a peer-reviewed periodical, published quarterly by **iarigai**, the International Association of Research Organizations for the Information, Media and Graphic Arts Industries.

JPMTR is listed in Emerging Sources Citation Index, Scopus, Index Copernicus International, PiraBase (by Smithers Pira), Paperbase (by Innventia and Centre Technique du Papier), NSD – Norwegian Register for Scientific Journals, Series and Publishers.

Authors are invited to prepare and submit complete, previously unpublished and original works, which are not under review in any other journals and/or conferences.

The journal will consider for publication papers on fundamental and applied aspects of at least, but not limited to, the following topics:

- ⊕ **Printing technology and related processes**
Conventional and special printing; Packaging; Fuel cells, batteries, sensors and other printed functionality; Printing on biomaterials; Textile and fabric printing; Printed decorations; 3D printing; Material science; Process control
- ⊕ **Premedia technology and processes**
Colour reproduction and colour management; Image and reproduction quality; Image carriers (physical and virtual); Workflow and management
- ⊕ **Emerging media and future trends**
Media industry developments; Developing media communications value systems; Online and mobile media development; Cross-media publishing
- ⊕ **Social impact**
Environmental issues and sustainability; Consumer perception and media use; Social trends and their impact on media

Submissions for the journal are accepted at any time. If meeting the general criteria and ethic standards of scientific publishing, they will be rapidly forwarded to peer-review by experts of relevant scientific competence, carefully evaluated, selected and edited. Once accepted and edited, the papers will be published as soon as possible.

There is no entry or publishing fee for authors. Authors of accepted contributions will be asked to sign a copyright transfer agreement.

Authors are asked to strictly follow the guidelines for preparation of a paper (see the abbreviated version on inside back cover of the journal).

Complete guidelines can be downloaded from: <http://www.iarigai.org/publications/journals/>
Papers not complying with the guidelines will be returned to authors for revision.

Submissions and queries should be directed to: journal@iarigai.org



Vol. 9, 2020

Prices and subscriptions

Since 2016, the journal is published in digital form; current and archive issues are available at: <https://iarigai.com/publications/journals/>.

Since 2020, the journal will be published as “open access” publication, available free of charge for **iarigai** members, subscribers, authors, contributors and all other interested public users.

A print version is available on-demand. Please, find below the prices charged for the printed Journal, for four issues per year as well as for a single issue

Regular prices

Four issues, print JPMTR (on-demand)	400 EUR
Single issue, print JPMTR (on-demand)	100 EUR

Subscription prices

Annual subscription, four issues, print JPMTR (on-demand)	400 EUR
---	---------

Prices for **iarigai** members

Four issues, print JPMTR (on-demand)	400 EUR
Single issue, print JPMTR (on-demand)	100 EUR

Place your order online at: <http://www.iarigai.org/publications/subscriptions-orders/>

Or send an e-mail order to: office@iarigai.org

Guidelines for authors

Authors are encouraged to submit complete, original and previously unpublished scientific or technical research works, which are not under reviews in any other journals and/or conferences. Significantly expanded and updated versions of conference presentations may also be considered for publication. In addition, the Journal will publish reviews as well as opinions and reflections in a special section.

Submissions for the journal are accepted at any time. If meeting the general criteria and ethical standards of the scientific publication, they will be rapidly forwarded to peer-review by experts of high scientific competence, carefully evaluated, and considered for selection. Once accepted by the Editorial Board, the papers will be edited and published as soon as possible.

When preparing a manuscript for JPMTR, please strictly comply with the journal guidelines. The Editorial Board retains the right to reject without comment or explanation manuscripts that are not prepared in accordance with these guidelines and/or if the appropriate level required for scientific publishing cannot be attained.

A – General

The text should be cohesive, logically organized, and thus easy to follow by someone with common knowledge in the field. Do not include information that is not relevant to your research question(s) stated in the introduction.

Only contributions submitted in English will be considered for publication. If English is not your native language, please arrange for the text to be reviewed by a technical editor with skills in English and scientific communications. Maintain a consistent style with regard to spelling (either UK or US English, but never both), punctuation, nomenclature, symbols etc. Make sure that you are using proper English scientific terms. Literal translations are often wrong. Terms that do not have a commonly known English translation should be explicitly defined in the manuscript. Acronyms and abbreviations used must also be explicitly defined. Generally, sentences should not be very long and their structure should be relatively simple, with the subject located close to its verb. Do not overuse passive constructions.

Do not copy substantial parts of your previous publications and do not submit the same manuscript to more than one journal at a time. Clearly distinguish your original results and ideas from those of other authors and from your earlier publications – provide citations whenever relevant.

For more details on ethics in scientific publication consult Guidelines, published by the Committee on Publication Ethics (COPE): <https://publicationethics.org/resources/guidelines>

If it is necessary to use an illustration, diagram, etc. from an earlier publication, it is the author's responsibility to ensure that permission to reproduce such an illustration, diagram, etc. is obtained from the copyright holder. If a figure is copied, adapted or redrawn, the original source must be acknowledged.

Submitting the contribution to JPMTR, the author(s) confirm that it has not been published previously, that it is not under consideration for publication elsewhere and – once accepted and published – it will not be published under the same title and in the same form, in English or in any other language. The published paper may, however, be republished as part of an academic thesis to be defended by the author. The publisher retains the right to publish the printed paper online in the electronic form and to distribute and market the Journal containing the respective paper without any limitations.

B – Structure of the manuscript Preliminary

Title: Should be concise and unambiguous, and must reflect the contents of the article. Information given in the title does not need to be repeated in the abstract (as they are always published jointly), although some overlap is unavoidable.

List of authors: I.e. all persons who contributed substantially to study planning, experimental work, data collection or interpretation of results and wrote or critically revised the manuscript and approved its final version. Enter full names (first and last), followed by the present address, as well as the E-mail addresses. Separately enter complete details of the corresponding author – full mailing address, telephone number, and E-mail. Editors will communicate only with the corresponding author.

Abstract: Should not exceed 500 words. Briefly explain why you conducted the research (background), what question(s) you answer (objectives), how you performed the research (methods), what you found (results: major data, relationships), and your interpretation and main consequences of your findings (discussion, conclusions). The abstract must reflect the content of the article, including all keywords, as for most readers it will be the major source of information about your research. Make sure that all the information given in the abstract also appears in the main body of the article.

Keywords: Include three to five relevant scientific terms that are not mentioned in the title. Keep the keywords specific. Avoid more general and/or descriptive terms, unless your research has strong interdisciplinary significance.

Scientific content

Introduction and background: Explain why it was necessary to carry out the research and the specific research question(s) you will answer. Start from more general issues and gradually focus on your research question(s). Describe relevant earlier research in the area and how your work is related to this.

Methods: Describe in detail how the research was carried out (e.g. study area, data collection, criteria, origin of analyzed material, sample size, number of measurements, equipment, data analysis, statistical methods and software used). All factors that could have affected the results need to be considered. Make sure that you comply with the ethical standards, with respect to the environmental protection, other authors and their published works, etc.

Results: Present the new results of your research (previously published data should not be included in this section). All tables and figures must be mentioned in the main body of the article, in the order in which they appear. Make sure that the statistical analysis is appropriate. Do not fabricate or distort any data, and do not exclude any important data; similarly, do not manipulate images to make a false impression on readers.

Discussion: Answer your research questions (stated at the end of the introduction) and compare your new results with published data, as objectively as possible. Discuss their limitations and highlight your main findings. At the end of Discussion or in a separate section, emphasize your major conclusions, pointing out scientific contribution and the practical significance of your study.

Conclusions: The main conclusions emerging from the study should be briefly presented or listed in this section, with the reference to the aims of the research and/or questions mentioned in the Introduction and elaborated in the Discussion.

Note: Some papers might require different structure of the scientific content. In such cases, however, it is necessary to clearly name and mark the appropriate sections, or to consult the editors. Sections from Introduction until the end of Conclusions must be numbered. Number the section titles consecutively as 1., 2., 3., ... while subsections should be hierarchically numbered as 2.1, 2.3, 3.4 etc. Only Arabic numerals will be accepted.

Acknowledgments: Place any acknowledgements at the end of your manuscript, after conclusions and before the list of literature references.

References: The list of sources referred to in the text should be collected in alphabetical order on at the end of the paper. Make sure that you have provided sources for all important information extracted from other publications. References should be given only to documents which any reader can reasonably be expected to be able to find in the open literature or on the web, and the reference should be complete, so that it is possible for the reader to locate the source without difficulty. The number of cited works should not be excessive - do not give many similar examples.

Responsibility for the accuracy of bibliographic citations lies entirely with the authors. Please use exclusively the Harvard Referencing System. For more information consult the Guide to Harvard style of Referencing, 6th edition, 2019, used with consent of Anglia Ruskin University, available at: https://libweb.anglia.ac.uk/referencing/files/Harvard_referencing_201718.pdf

C – Technical requirements for text processing

For technical requirement related to your submission, i.e. page layout, formatting of the text, as well of graphic objects (images, charts, tables etc.) please see detailed instructions at:

<http://www.iarigai.org/publications/journals/>

D – Submission of the paper and further procedure

Before sending your paper, check once again that it corresponds to the requirements explicated above, with special regard to the ethical issues, structure of the paper as well as formatting.

Once completed, send your paper as an attachment to: journal@iarigai.org

If necessary, compress the file before sending it. You will be acknowledged on the receipt within 48 hours, along with the code under which your submission will be processed.

The editors will check the manuscript and inform you whether it has to be updated regarding the structure and formatting. The corrected manuscript is expected within 15 days.

Your paper will be forwarded for anonymous evaluation by two experts of international reputation in your specific field. Their comments and remarks will be in due time disclosed to the author(s), with the request for changes, explanations or corrections (if any) as demanded by the referees.

After the updated version is approved by the reviewers, the Editorial Board will decide on the publishing of the paper. However, the Board retains the right to ask for a third independent opinion, or to definitely reject the contribution.

Printing and publishing of papers, once accepted by the Editorial Board, will be carried out at the earliest possible convenience.

2-2020

Journal of Print and Media Technology Research

A PEER-REVIEWED QUARTERLY

The journal is publishing contributions
in the following fields of research

- ⊕ Printing technology and related processes
- ⊕ Premedia technology and processes
- ⊕ Emerging media and future trends
- ⊕ Social impacts

For details see the Mission statement inside

JPMTR is listed in

- ⊕ Emerging Sources Citation Index
- ⊕ Scopus
- ⊕ Index Copernicus International
- ⊕ PiraBase (by Smithers Pira)
- ⊕ Paperbase (by Innventia and Centre Technique du Papier)
- ⊕ NSD – Norwegian Register for Scientific Journals, Series and Publishers

Submissions and inquiries

journal@iarigai.org

Subscriptions

office@iarigai.org

More information at

www.iarigai.org/publications/journal



Publisher

The International Association of Research Organizations
for the Information, Media and Graphic Arts Industries
Magdalenenstrasse 2
D-64288 Darmstadt
Germany

