

Aminoalkyl-functionalized pyridines as high cyclic capacity CO₂ absorbents

Sigvart Evjen^a, Oda Siebke Løge^a, Anne Fiksdahl^a, Hanna K. Knuutila^{b*}

a) Department of Chemistry, Norwegian University of Science and Technology, Høgskoleringen 5, 7491 Trondheim, Norway

b) Department of Chemical Engineering, Norwegian University of Science and Technology, Sem Sælands vei 6, 7034 Trondheim, Norway

Abstract

Recent years have witnessed a growing academic interest in development of new CO₂ capture solvents to reduce the capture costs. This study focused on nine picolylamines (three commercial and six synthesized) and one imidazole-amine, most of which have not previously been reported as amine absorbents. The solvent performance was evaluated by measuring the absorption capacity, desorption tendency and p*K*_a. Several of the amines demonstrated CO₂ cyclic capacity significantly higher than that of 30 wt% MEA due to very lean CO₂ loadings, driven by low amine p*K*_a. The lean loadings can potentially mitigate solvent degradation. At the same time, absorption rates comparable to 30 wt% MEA were obtained for 3 M picolylamines. The results demonstrate the promising nature of picolylamines and derivatives for CO₂ capture.

1. Introduction

Aqueous alkanolamines are the conventional absorbents for post-combustion absorption of CO₂. Monoethanolamine (MEA) has been considered the benchmark since its introduction,¹ and together with diethanolamine (DEA) and *N*-methyldiethanolamine (MDEA) have seen wide implementation in gas separation technologies for the natural gas and oil industry.² The presence of an alcohol functionality affords low volatility and high aqueous solubility, allowing for high amine concentration, and thus high CO₂ capacity in MEA.² However, MEA has strong tendencies for degradation and corrosion.³ Furthermore, significant energy is required to remove absorbed CO₂ from MEA solutions. Several new solvents have been developed to address the challenges with using MEA.⁴ Piperazine (PZ) is used both as rate enhancing agent and as an absorbent, and is generally considered more stable than alkanolamines.⁵ Benzylamine (BZA) is also useful to promote CO₂ capture into aqueous amine solutions, and shows high potential cyclic capacity. Furthermore, the aromatic moiety in BZA is highly resistant towards degradative behavior, and is an appealing absorbent for CO₂ capture. Unfortunately, BZA exhibits high volatility and is susceptible to phase-change and carbamate precipitation due to the large non-polar phenyl ring.⁶ Similar behavior is observed for aqueous PZ solutions.⁷ Improvement in CO₂ absorption-desorption performance compared with PZ has been achieved through targeted synthesis of amino-functionalized piperidines.⁸ These results suggest a room for improvements within the molecular space of existing compounds. Development and investigation of absorbents retaining high aqueous solubility, high absorption rate and cyclic CO₂ capacity, but containing more robust structures, are of great interest. Apart from BZA, amino-functionalized aromatic compounds have been scarcely investigated for CO₂ capture,^{9, 10} often being perceived as toxic and non-biodegradable. Recently, a strong argument was made for investigation into modified aromatic amines as a new class of absorbents for CO₂ capture, debunking preconceived notions regarding biodegradability and other characteristics.⁹

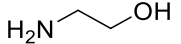
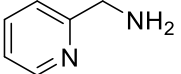
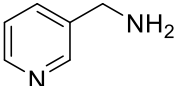
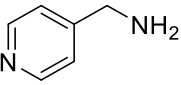
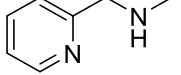
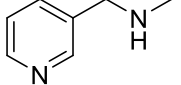
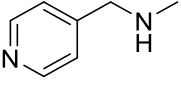
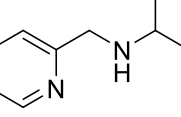
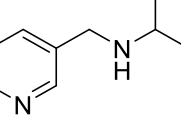
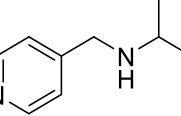
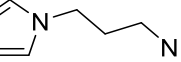
In the following study, the CO₂ absorption capacity, cyclic capacity and absorption rate of ten aminoalkyl-functionalized heterocycles in aqueous solution were investigated. Effects of substitution pattern, amine alkylation and steric hindrance were studied using both commercially available and in-house synthesized compounds. The results demonstrate that aminoalkyl-functionalized heterocycles are promising aqueous absorbents with respect to their high absorption rate throughout the absorption range and their outstanding cyclic capacity.

2. Materials and methods

2.1 Chemicals

Carbon dioxide (CO₂) purity 99.999% and nitrogen (N₂) purity 99.998% were purchased from AGA. Monoethanolamine, 2-picolylamine (2-Pic), 3-picolylamine (3-Pic), 4-picolylamine (4-Pic), 1-(3-aminopropyl)imidazole and chemicals for synthesis were purchased from Sigma-Aldrich. Secondary amines were synthesized from corresponding pyridine carboxaldehydes and appropriate amines by reductive amination with NaBH₄, following a literature procedure.¹¹ By ¹H NMR, impurities in methylated picolylamines were determined to be mainly water.

Table 1. Studied molecules with corresponding pK_a values at 23 °C.

Compound	CAS-number	Structure	pK _a	Molecular mass [g/mol]	Purity
Monoethanolamine (MEA)	141-43-5		9.53	61.08	≥99%
2-Picolylamine (2-Pic)	3731-51-9		8.81	108.14	99%
3-Picolylamine (3-Pic)	3731-52-0		8.85	108.14	≥98%
4-Picolylamine (4-Pic)	3731-53-1		8.48	108.14	98%
<i>n</i> -Methyl-1-(pyridin-2-yl)methanamine (2-MePic)	20135-59-6		8.97	122.17	85%
<i>n</i> -Methyl-1-(pyridin-3-yl)methanamine (3-MePic)	20173-04-0		9.04	122.17	85%
<i>n</i> -Methyl-1-(pyridin-4-yl)methanamine (4-MePic)	6971-44-4		8.67	122.17	80%
<i>n</i> -(Pyridin-2-ylmethyl)propan-2-amine (2-iPrPic)	58669-30-0		9.17	150.23	96%
<i>n</i> -(Pyridin-3-ylmethyl)propan-2-amine (3-iPrPic)	19730-12-2		9.19	150.23	93%
<i>n</i> -(Pyridin-4-ylmethyl)propan-2-amine (4-iPrPic)	70065-82-6		8.86	150.23	95%
1-(3-Aminopropyl)imidazole (APIm)	5036-48-6		9.71, 6.57	125.18	≥97%

2.2 Potentiometric measurements

Potentiometric measurements were conducted with a Mettler Toledo G20 compact titrator with a pH-electrode DSC-115 (uncertainty ± 0.02 pH) and temperature sensor DT100 (uncertainty ± 0.1 °C).¹² The experiments were carried out at 23.0 ± 0.2 °C. Deionized water was used as heat transfer medium. Calibration of the pH electrode was performed using buffer solutions traceable to the National Bureau of Standards (pH 4.01, 7.00, 9.21 and 10.01 from Mettler Toledo). Aqueous amine solution (50 mL, 0.01 M) was automatically titrated with 0.1 M H₂SO₄ solution. All measurements were performed in duplicate and the average values are reported. Average deviation of the duplicates

was < 0.01 pH. A dynamic equilibrium method was used to allow an incremental dosing of titrant with minimum 0.005 ml/min and maximum 0.3 ml/min to prevent a disturbance in temperature. Data was recorded using the LabX 3.1 software provided by Mettler Toledo. pK_a values were calculated as the pH at half equivalence. Titration of MEA gave a pK_a value of 9.53, which agrees well with literature values varying between 9.44-9.508 at 25 °C.¹³⁻¹⁵ Determined amine pK_a values are reported in Table 1. pK_a values for the pyridine protonations were not obtained because the amine concentrations were low, 0.01 M.

2.3 Screening apparatus

The absorption characteristics of the amines were measured using a screening apparatus, shown in Figure 1. The operations of this equipment has been described in several works.^{15,16} The methodology gives reasonable rich loadings and cyclic capacities even though the screening is performed between 40 and 80 °C instead of stripping the solvent at temperatures relevant for industrial use, 100-120 °C.^{4,17} An aqueous amine solution (3 M or 30 wt%, 140-150 mL) was added to the reactor, and the reactor was closed, except for the gas outlet. Upon starting the experiment, the CO₂ analyzer was calibrated by circulating a gas mixture containing 10 vol% CO₂ and 90 vol% N₂ through a bypass valve. The amine solution was heated to 40 ± 0.2 °C, after which the 10 vol% CO₂ in N₂ gas mixture was bubbled through the solution. The gas flow rate was controlled by a Bronkhors® High-Tech mass flow controller. A stirring rate of 400 rpm was maintained for all experiments to ensure good mixing and consistency. After being bubbled through the solution, the gas passed through a water condenser and subsequently one ice-bath condenser to prevent H₂O to enter a Fisher-Rosemount BINOS® 100 NDIR CO₂ analyzer from Emerson Process Management. When the outlet gas concentration reached 9.5 vol% CO₂, the absorption was stopped. The absorption endpoint was selected to mimic a post combustion CO₂ capture with 90% CO₂ removal. A sample (3-4 mL) was taken after absorption for amine and CO₂ analysis. Throughout the absorption sample temperature, inlet gas velocity and the CO₂ concentration in outlet gas as a function of CO₂ loading was logged using Labview. After absorption, CO₂ was desorbed from the amine solution at 80 °C by N₂ sparging. When the CO₂ concentration in the outlet gas dropped below 1.0 vol%, the desorption experiment was terminated. A sample for amine and CO₂ analysis was collected after the desorption.

The amine concentration in samples was measured by titration with 0.1 M H₂SO₄ by a Mettler Toledo G20 titrator, and using Lab X3.1 software to determine the equivalence point. Titrations were performed in duplicate and deviation between samples were $< 1\%$. A thorough description of the procedure and uncertainties are given by Kim et al.¹⁸ Determination of CO₂ concentration in the liquid phase was performed using a Shimadzu TOC-L Total Organic Carbon Analyzer. The CO₂ was detected with a non-dispersive infrared (NDIR) sensor, measuring IR radiation of the CO₂ specific absorption wavelength. Inorganic carbon samples were placed in a Shimadzu ASI-L Auto-sampler. Samples were diluted to 10-500 ppm with MQ water (18.2 Ω). During analysis, samples were acidified using HCl or H₃PO₄, and were sparged with N₂ to remove CO₂. All samples were measured in two parallels. When analyzing each parallel, 4-5 injections were performed and the results were averaged. Deviations between parallels were $< 2\%$. A calibration curve was established using 10, 25, 50, 100, 200 and 500 ppm C solutions. Carbon solutions were prepared from NaHCO₃ (ACS reagent $\geq 99.7\%$). Between every three samples, one sample of both MQ water and calibration standard was run to confirm repeatability of measurements.

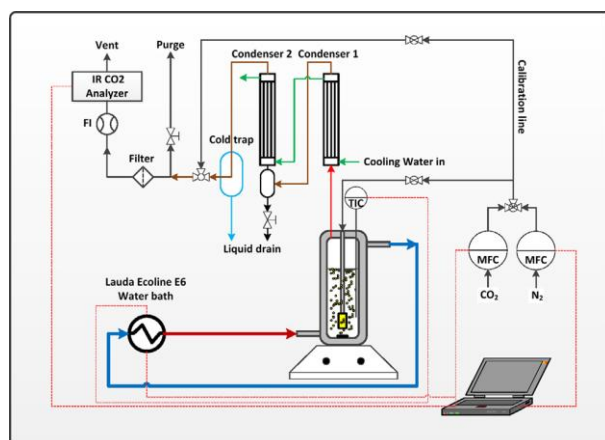


Figure 1. Schematics of the screening apparatus.¹⁵

The amount of CO₂ absorbed and desorbed throughout the experiments were logged as a function of time by Eq. 1. Where $n_{\text{CO}_2}^{\text{in}}$ and $n_{\text{N}_2}^{\text{in}}$ are the molar flows of CO₂ and N₂ to the reactor, respectively, while $x_{\text{CO}_2}^{\text{out}}$ is the volume fraction of CO₂ leaving the reactor. The accumulated amount of CO₂ absorbed or desorbed was obtained by integrating Eq. 1, Eq. 2.

$$Q_{\text{CO}_2} \left[\frac{\text{mol}}{\text{s}} \right] = n_{\text{CO}_2}^{\text{in}} - \frac{x_{\text{CO}_2}^{\text{out}} n_{\text{N}_2}^{\text{in}}}{1 - x_{\text{CO}_2}^{\text{out}}} \quad (1)$$

$$N_{\text{CO}_2} [\text{mol}] = \int_0^t Q_{\text{CO}_2} dt \quad (2)$$

Eq. 3 converted CO₂ loadings to mol CO₂/mol amine, α . $N_{\text{amine,liq}}$ is the number of moles of amine in the liquid phase.

$$\alpha_{\text{screening}} \left[\frac{\text{mol CO}_2}{\text{mol amine}} \right] = \frac{N_{\text{CO}_2}}{N_{\text{amine,liq}}} \quad (3)$$

The CO₂ loadings from the liquid analysis were considered more accurate. The screening results were corrected by multiplying with the ratio between liquid analysis loading and screening loadings, r , Eq. 4.

$$\alpha_{\text{corrected}} \left[\frac{\text{mol CO}_2}{\text{mol amine}} \right] = \alpha_{\text{screening}} \cdot r \quad (4)$$

Average absorption rate was calculated in accordance with Eq. 5.

$$Q_{\text{average,CO}_2} \left[\frac{\text{mol}}{\text{s}} \right] = \frac{1}{\alpha_1 - \alpha_0} \int_{\alpha_0}^{\alpha_1} Q_{\text{CO}_2} d\alpha \quad (5)$$

3. Results and Discussion

3.1 Absorption and cyclic capacities

The CO₂ absorption and cyclic capacities of 3 M aqueous heterocyclic amines are presented in Figure 2. MEA (30 wt%) was used as a reference. The results for 30 wt% MEA ($\alpha_{\text{rich}} = 0.51$ mol CO₂/mol amine) are in good agreement with previously reported values.^{16, 19} The absorption capacity of the primary picolylamines 2-Pic, 3-Pic and 4-Pic ($\alpha_{\text{rich}} = 0.46$ - 0.48 mol CO₂/mol amine) was comparable to that of the methylated picolylamines 2-MePic, 3-MePic and 4-MePic ($\alpha_{\text{rich}} = 0.44$ - 0.47 mol CO₂/mol amine). Improved rich loading was obtained for 4-MePic compared to 4-Pic, due to higher pK_a (Table 1 and Figure 2). The isopropyl-functionalized amines had low absorption rates and the absorption capacity is drastically reduced. The more sterically hindered isopropyl picolylamines do not form stable carbamates and instead absorbs CO₂ as bicarbonate, explaining the low absorption rates (Figure 3). 3-iPrPic appeared to form a slightly more stable carbamate, due to either less steric hindrance or the higher amine pK_a . APIm obtained a higher absorption capacity ($\alpha_{\text{rich}} = 0.56$ mol CO₂/mol amine) than MEA, due to favorable interactions between the imidazole moiety and the carbamate. In APIm, the imidazole is sufficiently alkaline to be protonated by CO₂. Both pyridines and imidazoles are weakly basic and do not react with CO₂ to form carbamate.²⁰ Picolylamine absorption capacities suggest that the pyridine moiety does not enhance CO₂ absorption capacity, in agreement with reported pyridine CO₂ loadings.²¹

The primary and methylated picolylamines experienced 46-63% higher cyclic capacities than MEA, due to very lean CO₂ loadings ($\alpha_{\text{lean}} = 0.02$ - 0.07 mol CO₂/mol amine) after desorption (Figure 2). The picolylamine lean loadings are comparable to that of tertiary amines tested in the same system, $\alpha_{\text{lean}} = 0.01$ - 0.05 , a property rarely observed among primary and secondary amines.^{4, 16, 22} 4-Pic and 4-MePic had higher cyclic capacities than the other substituent patterns, because less alkaline amines have reduced carbamates stability.⁴ These results indicate that picolylamines can be regenerated substantially easier than other primary and secondary amines, and in agreement with what was proposed for aromatic amines a recent work.⁹ The picolylamines obtain very lean loadings due to their relatively low pK_a compared with other amines, and possibly the high heat of protonation for aromatic amines.^{9, 22} Reduced

carbamate stability has been proposed for aromatic amines, caused by the structural rigidity of the carbamate.⁹ The lower carbamate stability of aromatic amines compared with alkylamines is demonstrated by the change in absorption mechanism for isopropyl picolylamines. Isopropyl ethanolamine (IPAE) forms carbamate during CO₂ absorption.^{15, 23} APIIm, where the distance between the amine and heterocyclic functionality is greater, CO₂ is not as readily desorbed, and the lean loading is closer to MEA. Nevertheless, APIIm is more readily regenerated than MEA and possesses 35% better cyclic capacity.

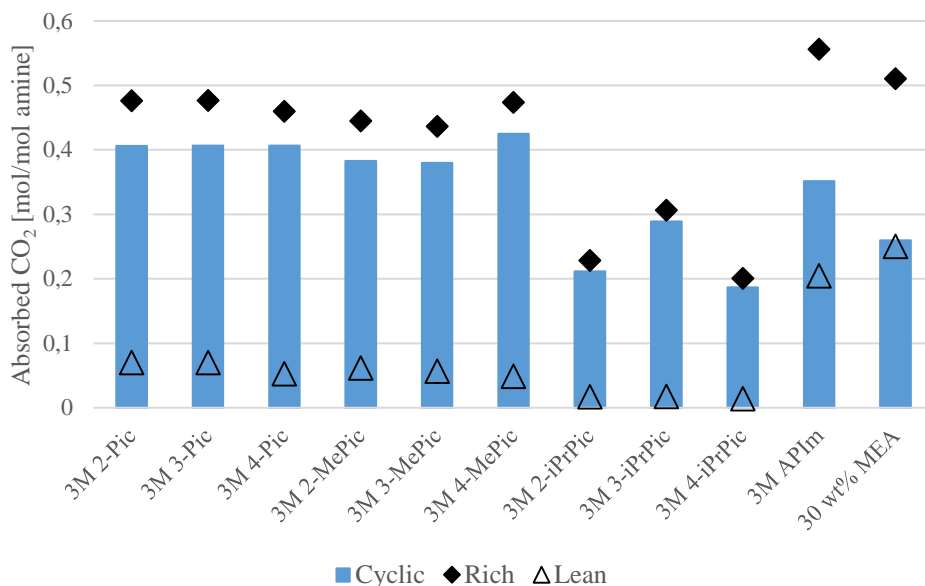


Figure 2. CO₂ absorption performance of amines: Rich loading at 40 °C, 9.5 vol% CO₂, lean loading at 80 °C, 1 vol% CO₂, and cyclic capacity (mol CO₂/mol amine) of aqueous 3 M aminoalkyl-functionalized heterocycles and 30 wt% MEA.

3.2 Absorption rate

The CO₂ absorption rate of amines as a function of CO₂ loading, α , is shown in Figure 3. MEA (30 wt%) has the fastest absorption rate, but also higher amine concentration. The most alkaline amine, APIIm, had the highest absorption rate of the 3 M solutions. 3-MePic was the fastest absorbing picolylamine. In general, the CO₂ absorption rates of the amines correlated well with amine pK_a values. All three methylated picolylamines had higher absorption rates than their unsubstituted counterparts. A substantial increase in absorption rate was obtained for 2-MePic compared with 2-Pic. The reason for the low rate of 2-Pic could be the result of steric effects, but considering the higher rate of 2-MePic, it is unlikely. The impact of steric hindrance is clear on the absorption behavior of the isopropyl amines, with 3-iPrPic absorbing considerably faster than 2-iPrPic and 4-iPrPic (Figure 3).

In most absorption processes, the initial rate of absorption is of minor importance, as the complete desorption of CO₂ during the solvent regeneration is neither obtained nor targeted. Of greater interest is the average absorption rate throughout the absorption or within the absorption-desorption range. In an industrial process, the amine solutions will typically be operated in the range between the rich and lean loadings. The CO₂ content in the amine solution entering the absorber will be determined by the stripper lean loadings, α_{lean} . The average CO₂ absorption rate over the absorption ($\alpha = 0.0$ to $0.95 \alpha_{rich}$) for the studied amines are depicted in Figure 4 together with the average absorption rate between lean loading and rich loading ($\alpha = \alpha_{lean}$ to $0.95 \alpha_{rich}$). In both cases a cut-off of $\alpha = 0.95 \alpha_{rich}$ was used as the rates at higher loadings decreased significantly and these loadings are thus less suitable for industrial operations. The lean loading, α_{lean} , of each solvent was selected as the loading after desorption.

MEA had the fastest absorption rate of the amine solutions over the full loading range, $\alpha = 0.0$ to $0.95 \alpha_{rich}$, due to a higher amine concentration. The methylated picolylamines reacted faster with CO₂ than the unsubstituted

picolylamines. Over the resembled industrial loading range, $\alpha = \alpha_{lean}$ to $0.95 \alpha_{rich}$, 2-MePic and 3-MePic exhibited higher absorption rates compared with MEA, whereas 3 M 3-Pic, 4-Pic and 4-MePic had slightly slower absorption rates, Figure 4. The average APIm and MEA absorption rates were substantially reduced when considering the cyclic loading range compared with the full range. The average absorption rate reduction for the picolylamines was smaller when considering cyclic range instead of full range, due to the lean loadings reached during the desorption step, $\alpha_{lean, MEA} > \alpha_{lean, Pic}$. Amines possessing high cyclic capacity and high absorption rate are desirable, as indicated with an arrow in Figure 4. Based on this consideration, the three methylated amines and two of the unsubstituted amines are promising amines for CO₂ capture with higher cyclic capacities and comparable absorption rates to that of MEA.

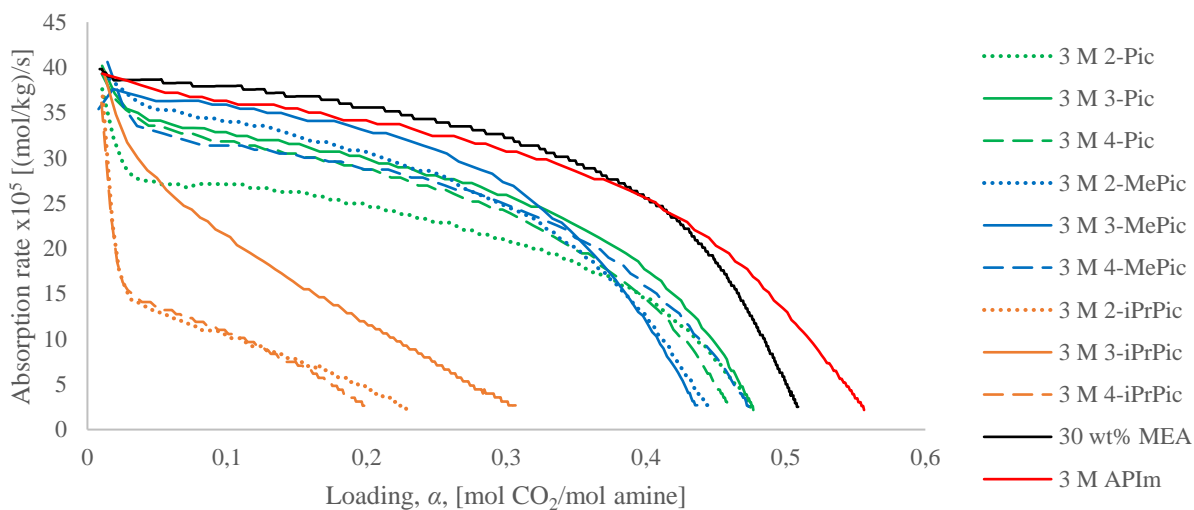


Figure 3. CO₂ absorption rate and absorption capacity at 40 °C of 3 M aminoalkyl-functionalized heterocycles and 30 wt% MEA.

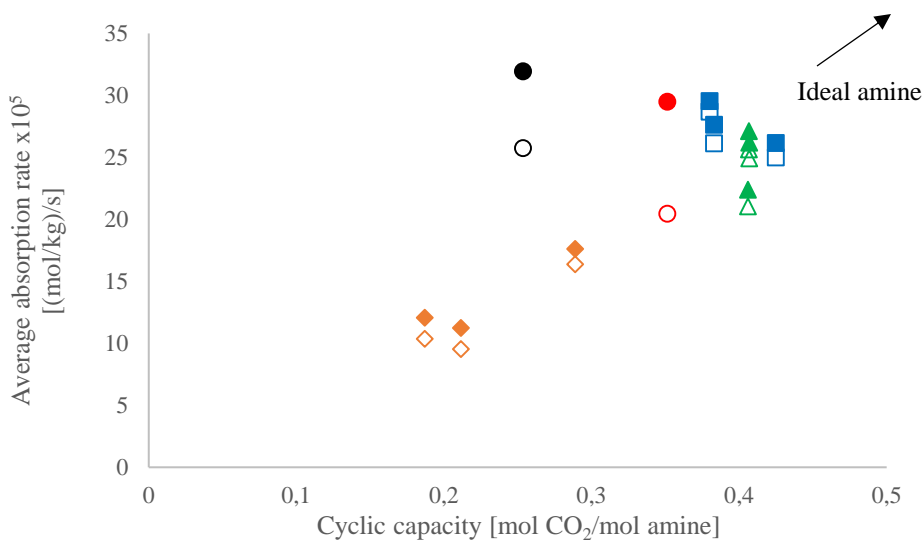


Figure 4. Average absorption rate given as cyclic capacity of different aqueous 3 M primary picolylamines (green triangle), methylated (blue square), isopropylated (orange diamond), 3 M APIm (red circle) and 30 wt% MEA (black circle), from loadings of $\alpha = 0.0$ to 0.95 to maximum absorption loading, α_{rich} , (filled markers) and from desorption loading to 0.95 maximum absorption loading (empty markers).

In addition to the promising absorption rate and cyclic capacity results, the heterocyclic alkylamines have other characteristics highlighting the potential of this new class of solvents. The presence of an alkaline aromatic ring increases the aqueous solubility significantly compared with phenylamines, such as benzylamine and phenethylamine.²⁴ The isopropyl-functionalized amines were readily soluble as 3 M solutions, and no phase-change occurred for any of the amines during absorption. No precipitation was observed during storage of loaded aqueous solutions at 4 °C. Picolylocarbamate/picolylocarbamate ammonium crystals formed around the cap of the bottles over time.¹⁰ Neat APIIm, *N*-methyl and *N*-isopropylpicolylocarbamates did not form CO₂ containing crystals within 3 months of storage. Picolylocarbamates are less volatile (b. p. 3-Pic: 226 °C) and more hydrophilic than BZA (b. p. 185 °C), reducing the relative amine vapor pressure.²⁵ Amine degradation³ and corrosion²⁶ rates are closely related to CO₂ concentration in solution. Thus, picolylocarbamate solvents possessing very lean CO₂ loadings are promising aqueous absorbents for post combustion capture. Further investigation into picolylocarbamates may potentially lead to a process with significantly reduced absorption costs.

4. Conclusion

Nine picolylocarbamates and an aminoalkylimidazole were investigated as potential CO₂ absorbents. The picolylocarbamates readily release CO₂ at 80 °C, affording improved stripping behavior compared with other primary and secondary amines. Both primary and methylated picolylocarbamates showed absorption rates similar to those of MEA and up to 63% higher cyclic capacity. Improved absorption rate is obtained by methylation of picolylocarbamates. The low picolylocarbamate lean loadings may be explained by their low p*K*_a values and potentially the structural rigidity of the carbamate. A higher CO₂ capacity was obtained for APIIm compared with MEA, but absorption rates were lower. Further work should focus on vapor-liquid equilibria, stability and corrosion studies to validate the potential of picolylocarbamate based solvents. Eventually, aminoalkyl-functionalized pyridines may represent efficient CO₂ capture absorbents.

AUTHOR INFORMATION

Corresponding author

*Email: hanna.knuutila@ntnu.no, telephone: +47 735 94 119

Acknowledgements

The authors would like to acknowledge the financial support of the Research Council of Norway, through CLIMIT grant 233776.

Author Contributions

All authors have given approval to the final version of the manuscript.

References

1. Bui, M.; Adjiman, C. S.; Bardow, A.; Anthony, E. J.; Boston, A.; Brown, S.; Fennell, P. S.; Fuss, S.; Galindo, A.; Hackett, L. A.; Hallett, J. P.; Herzog, H. J.; Jackson, G.; Kemper, J.; Krevor, S.; Maitland, G. C.; Matuszewski, M.; Metcalfe, I. S.; Petit, C.; Puxty, G.; Reimer, J.; Reiner, D. M.; Rubin, E. S.; Scott, S. A.; Shah, N.; Smit, B.; Trusler, J. P. M.; Webley, P.; Wilcox, J.; Mac Dowell, N., Carbon capture and storage (CCS): the way forward. *Energy Environ. Sci.* **2018**, *11*, 1062-1176.
2. Kohl, A. L.; Nielsen, R. B., Chapter 2 - Alkanolamines for Hydrogen Sulfide and Carbon Dioxide Removal. *Gas Purification (5. Ed)*, Gulf Professional Publishing: Houston, 1997; 40-186.
3. Gouedard, C.; Picq, D.; Launay, F.; Carrette, P. L., Amine degradation in CO₂ capture. I. A review. *Int. J. Greenhouse Gas Control* **2012**, *10*, 244-270.
4. Bernhardsen, I. M.; Knuutila, H. K., A review of potential amine solvents for CO₂ absorption process: Absorption capacity, cyclic capacity and p*K*_a. *Int. J. Greenhouse Gas Control* **2017**, *61*, 27-48.
5. Rochelle, G.; Chen, E.; Freeman, S.; Van Wagener, D.; Xu, Q.; Voice, A., Aqueous piperazine as the new standard for CO₂ capture technology. *Chem. Eng. J.* **2011**, *171*, 725-733.
6. Richner, G.; Puxty, G.; Carnal, A.; Conway, W.; Maeder, M.; Pearson, P., Thermokinetic properties and performance evaluation of benzylamine-based solvents for CO₂ capture. *Chem. Eng. J.* **2015**, *264*, 230-240.

7. Ma, X.; Kim, I.; Beck, R.; Knuutila, H.; Andreassen, J.-P., Precipitation of Piperazine in Aqueous Piperazine Solutions with and without CO₂ Loadings. *Ind. Eng. Chem. Res.* **2012**, *51*, 12126-12134.
8. Yang, Q.; Puxty, G.; James, S.; Bown, M.; Feron, P.; Conway, W., Toward Intelligent CO₂ Capture Solvent Design through Experimental Solvent Development and Amine Synthesis. *Energy Fuels* **2016**, *30*, 7503-7510.
9. Puxty, G.; Conway, W.; Yang, Q.; Bennett, R.; Fernandes, D.; Pearson, P.; Maher, D.; Feron, P., The evolution of a new class of CO₂ absorbents: Aromatic amines. *Int. J. Greenhouse Gas Control* **2019**, *83*, 11-19.
10. Malhotra, D.; Page, J. P.; Bowden, M. E.; Karkamkar, A.; Heldebrant, D. J.; Glezakou, V.-A.; Rousseau, R.; Koech, P. K., Phase-Change Aminopyridines as Carbon Dioxide Capture Solvents. *Ind. Eng. Chem. Res.* **2017**, *56*, 7534-7540.
11. Londregan, A. T.; Piotrowski, D. W.; Futatsugi, K.; Warmus, J. S.; Boehm, M.; Carpino, P. A.; Chin, J. E.; Janssen, A. M.; Roush, N. S.; Buxton, J.; Hinchey, T., Discovery of 5-phenoxy-1,3-dimethyl-1H-pyrazole-4-carboxamides as potent agonists of TGR5 via sequential combinatorial libraries. *Bioorg. Med. Chem. Lett.* **2013**, *23*, 1407-1411.
12. Kim, I.; Jens, C. M.; Grimstvedt, A.; Svendsen, H. F., Thermodynamics of protonation of amines in aqueous solutions at elevated temperatures. *J. Chem. Thermodyn.* **2011**, *43*, 1754-1762.
13. Hamborg, E. S.; Versteeg, G. F., Dissociation Constants and Thermodynamic Properties of Amines and Alkanolamines from (293 to 353) K. *J. Chem. Eng. Data* **2009**, *54*, 1318-1328.
14. Kim, J. H.; Dobrogowska, C.; Hepler, L. G., Thermodynamics of Ionization of Aqueous Alkanolamines. *Can. J. Chem.* **1987**, *65*, 1726-1728.
15. Hartono, A.; Vevelstad, S. J.; Ciftja, A.; Knuutila, H. K., Screening of strong bicarbonate forming solvents for CO₂ capture. *Int. J. Greenhouse Gas Control* **2017**, *58*, 201-211.
16. Bernhardsen, I. M.; Krokvik, I. R. T.; Perinu, C.; Pinto, D. D. D.; Jens, K. J.; Knuutila, H. K., Influence of pK_a on solvent performance of MAPA promoted tertiary amines. *Int. J. Greenhouse Gas Control* **2018**, *68*, 68-76.
17. Knuutila, H. K.; Rennemo, R.; Ciftja, A. F., New solvent blends for post-combustion CO₂ capture. *Green Energy Environ.* **2019**.
18. Kim, I.; Svendsen, H. F.; Børresen, E., Ebulliometric Determination of Vapor-Liquid Equilibria for Pure Water, Monoethanolamine, N-Methyldiethanolamine, 3-(Methylamino)-propylamine, and Their Binary and Ternary Solutions. *J. Chem. Eng. Data* **2008**, *53*, 2521-2531.
19. Aronu, U. E.; Hoff, K. A.; Svendsen, H. F., CO₂ capture solvent selection by combined absorption-desorption analysis. *Chem. Eng. Res. Des.* **2011**, *89*, 1197-1203.
20. Evjen, S.; Fiksdahl, A.; Pinto, D. D. D.; Knuutila, H. K., New polyalkylated imidazoles tailored for carbon dioxide capture. *Int. J. Greenhouse Gas Control* **2018**, *76*, 167-174.
21. Singh, P.; Niederer, J. P. M.; Versteeg, G. F., Structure and activity relationships for amine based CO₂ absorbents—I. *Int. J. Greenhouse Gas Control* **2007**, *1*, 5-10.
22. Puxty, G.; Rowland, R.; Allport, A.; Yang, Q.; Bown, M.; Burns, R.; Maeder, M.; Attalla, M., Carbon Dioxide Postcombustion Capture: A Novel Screening Study of the Carbon Dioxide Absorption Performance of 76 Amines. *Environ. Sci. Technol.* **2009**, *43*, 6427-6433.
23. Chowdhury, F. A.; Okabe, H.; Yamada, H.; Onoda, M.; Fujioka, Y., Synthesis and selection of hindered new amine absorbents for CO₂ capture. *Energy Procedia* **2011**, *4*, 201-208.
24. Evjen, S.; Krokvik, I. R.; Fiksdahl, A.; Knuutila, H., Analysis of the Protonation Constant (pK_a) and Absorption Properties of Non-alkanolamines. *Energy Procedia* **2017**, *114*, 2590-2598.
25. Physical Property data were obtained from Syracuse Research Corporation of Syracuse, New York (US).
26. Fytianos, G.; Grimstvedt, A.; Knuutila, H.; Svendsen, H. F., Effect of MEA's Degradation Products on Corrosion at CO₂ Capture Plants. *Energy Procedia* **2014**, *63*, 1869-1875.

Supporting Information

Aminoalkyl-functionalized pyridines as high cyclic capacity CO₂ absorbents

Sigvart Evjen^a, Oda Siebke Løge^a, Anne Fiksdahl^a, Hanna K. Knuutila^{b*}

a) Department of Chemistry, Norwegian University of Science and Technology, Høgskoleringen 5, 7491 Trondheim, Norway

b) Department of Chemical Engineering, Norwegian University of Science and Technology, Sem Sælands vei 6, 7034 Trondheim, Norway

*Email: hanna.knuutila@ntnu.no

Table S1. CO₂ loadings as mol/kg solution and mol/mol amine after absorption and desorption, with corresponding cyclic capacity [mol/mol amine] for different aqueous 3 M heterocyclic alkyl amines and 30 wt% MEA.

Solution	CO ₂ absorption loading		CO ₂ desorption loading		Cyclic capacity
	[mol/kg]	[mol/mol amine]	[mol/kg]	[mol/mol amine]	[mol/mol amine]
3 M 2-Pic	1.35	0.48	0.21	0.07	0.41
3 M 3-Pic	1.35	0.48	0.21	0.07	0.41
3 M 4-Pic	1.30	0.46	0.15	0.05	0.41
3 M 2-MePic	1.08	0.44	0.16	0.06	0.38
3 M 3-MePic	1.06	0.44	0.14	0.06	0.38
3 M 4-MePic	1.06	0.47	0.12	0.05	0.42
3 M 2-iPrPic	0.64	0.23	0.048	0.02	0.21
3 M 3-iPrPic	0.82	0.31	0.049	0.02	0.29
3 M 4-iPrPic	0.56	0.20	0.040	0.01	0.19
3 M APIIm	1.56	0.56	0.60	0.20	0.35
30 wt% MEA	2.26	0.51	1.16	0.25	0.26

¹H NMR were recorded on a Bruker Avance DPX 400 MHz spectrometer. Chemical shifts are expressed in ppm (δ) and referenced to tetramethylsilane (TMS). Multiplicity of the signals is reported as singlet (s), doubled (d), triplet (t), heptet (h), multiplet (m) or a combination of these. Solvent used for NMR was d₆-DMSO.

n-Methyl-1-(pyridin-2-yl)methanamine (2-MePic) ¹H NMR (400 MHz, DMSO) δ (ppm): 8.49-8.48 (1H, m), 7.76-7.72 (1H, m), 7.42-7.40 (1H, m), 7.24-7.21 (1H, m), 3.73 (2H, s), 2.29 (3H, s).¹

n-Methyl-1-(pyridin-3-yl)methanamine (3-MePic) ¹H NMR (400 MHz, DMSO) δ (ppm): 8.52-8.51 (1H, m), 8.45-8.43 (1H, m), 7.73-7.70 (1H, m), 7.34-7.29 (1H, m), 3.64 (2H, s), 2.25 (3H, s).²

n-Methyl-1-(pyridin-4-yl)methanamine (4-MePic) ¹H NMR (400 MHz, DMSO) δ (ppm): 8.51-8.46 (2H, m), 7.34-7.30 (2H, m), 3.66 (2H, s), 2.26 (3H, s).³

n-(Pyridin-2-ylmethyl)propan-2-amine (2-iPrPic) ¹H NMR (400 MHz, DMSO) δ (ppm): 8.49-8.47 (1H, m), 7.74-7.70 (1H, m), 7.43-7.41 (1H, m), 7.22-7.19 (1H, m), 3.79 (2H, s), 2.72 (1H, h, $J = 6.3$ Hz), 1.01 (6H, d, $J = 6.3$ Hz).⁴

n-(Pyridin-3-ylmethyl)propan-2-amine (3-iPrPic) ¹H NMR (400 MHz, DMSO) δ (ppm): 8.53-8.52 (1H, m), 8.43-8.41 (1H, m), 7.75-7.73 (1H, m), 7.33-7.30 (1H, m), 3.70 (2H, s), 2.68 (1H, h, $J = 6.2$ Hz), 1.00 (6H, d, $J = 6.2$ Hz).⁵

n-(Pyridin-4-ylmethyl)propan-2-amine (4-iPrPic) ¹H NMR (400 MHz, DMSO) δ (ppm): 8.48-8.46 (2H, m), 7.35-7.34 (2H, m), 3.71 (2H, s), 2.66 (1H, h, $J = 6.3$ Hz), 0.99 (6H, d, $J = 6.3$ Hz).⁶

References

1. Hanaoka, K.; Muramatsu, Y.; Urano, Y.; Terai, T.; Nagano, T., Design and Synthesis of a Highly Sensitive Off-On Fluorescent Chemosensor for Zinc Ions Utilizing Internal Charge Transfer. *Chem. – Eur. J.* **2010**, *16*, 568-572.
2. Kumata, K.; Yui, J.; Hatori, A.; Fujinaga, M.; Yanamoto, K.; Yamasaki, T.; Kawamura, K.; Wakizaka, H.; Nengaki, N.; Yoshida, Y.; Ogawa, M.; Fukumura, T.; Zhang, M.-R., Synthesis and Evaluation of Novel Carbon-11 Labeled Oxopurine Analogues for Positron Emission Tomography Imaging of Translocator Protein (18 kDa) in Peripheral Organs. *J. Med. Chem.* **2011**, *54*, 6040-6049.
3. Varney, M. D.; Palmer, C. L.; Deal, J. G.; Webber, S.; Welsh, K. M.; Bartlett, C. A.; Morse, C. A.; Smith, W. W.; Janson, C. A., Synthesis and Biological Evaluation of Novel 2,6-Diaminobenz[cd]indole Inhibitors of Thymidylate Synthase Using the Protein Structure as a Guide. *J. Med. Chem.* **1995**, *38*, 1892-1903.
4. Spencer, D. J. E.; Johnson, B. J.; Johnson, B. J.; Tolman, W. B., Calix[4]arenes Linked to Multiple Bidentate N-Donors: Potential Ligands for Synthetic Modeling of Multinuclear Metalloenzymes. *Org. Lett.* **2002**, *4*, 1391-1393.
5. Horn, U.; Mutterer, F.; Weis, C. D., Halogenierte Pyridine II. Reaktionen der 3-Halogenmethyl-pyridine. *Helv. Chim. Acta* **1976**, *59*, 190-211.
6. Lee, S. J.; Seo, H.-A.; Cheon, C.-H., Synthesis of 2-Aryl-Substituted Indole-3-acetic Acid Derivatives via Intramolecular Imino-Stetter Reaction of Aldimines with Cyanide. *Adv. Synth. Cat.* **2016**, *358*, 1566-1570.