

Juan Manuel Losada

Ultrafast manipulation of Heisenberg exchange and Dzyaloshinskii–Moriya interactions in antiferromagnetic insulators

Master's thesis in Physics

Supervisor: Arne Brataas and Alireza Qaiumzadeh

May 2019

Contents

1	Introduction	1
2	Basic models for solid state	3
2.1	Tight binding	3
2.2	The Hubbard model	5
3	Effective Spin Hamiltonian	7
3.1	Single particle in a periodic potential	7
3.2	Derivation of the single-band Hubbard model	8
3.3	Effective Hamiltonian for half-filling system	11
3.3.1	Next-nearest neighbor hopping	16
3.3.2	Introducing disorder	17
3.4	AFM dynamics	17
4	Laser illumination	19
4.1	Time dependent effective Hamiltonian	20
4.1.1	Time independent field	25
4.2	Hubbard model without SOI	26
4.2.1	Honeycomb lattice	28
4.2.2	Dielectric permittivity	28
4.3	Hubbard model with SOI	29
4.4	Including next nearest neighbor hopping	31
4.4.1	Kane-Mele-Hubbard model	32
4.4.2	Modified Kane-Mele-Hubbard model	33

4.4.3	Time independent electric field in the NN + NNN Hamiltonian	35
4.5	Numeric results	35
4.5.1	One dimensional system	36
4.5.2	Two dimensional systems	37
5	Spin wave theory of antiferromagnets	39
5.1	Heisenberg antiferromagnet	39
5.2	Adding DMI	42
5.3	NNN exchange	45
A	Crystal structure and reciprocal lattice	47
B	Peierls Substitution	49
C	Identities	51
D	Tight binding model in the honeycomb lattice	53
E	Floquet Theory	57
E.1	Extended Hilbert space	58
E.2	Diagonalization	59

Chapter 1

Introduction

Antiferromagnetism was first studied by L. Néel who introduced a thermodynamic theory following the Weiss's model of a local molecular field. This made it possible to describe the antiferromagnetic order and it predicted the existence of a temperature above which this order vanishes. This temperature is known as Néel temperature. Later Néel proposed the picture of a magnetic order where two sublattices were magnetized in opposite directions. During the same period, Lev Landau developed a phenomenological model using a combination of two antiferromagnetically coupled ferromagnetic layers.

In the 80s, the discovery of the giant magnetoresistance effect by P. Grünberg [1] and A. Fert [2] opened the gate for a new field of study known as spintronics, in which electron spin is exploited in improved electronic devices. Magnetoresistive random-access memory (MRAM) is an example of a new type of memory in which data is stored in magnetic elements [3]. Newer techniques include thermal assisted switching (TA-MRAM) [4] and spin transfer torque (SPRAM) [5].

However, so far, in most spintronic devices antiferromagnets play only a minor role. During several decades after the discovery of antiferromagnetics, these materials were perceived as useless from a practical point of view. On contrast, ferromagnets have been widely studied historically for its technical applications. However, the development of information technology demands devices with high storage density, high energy efficiency and high write-read speeds. Therefore, controlling magnetically ordered systems on subpicosecond timescales is currently a widely studied area. Antiferromagnets aim to complement or even replace ferromagnets due to their rigidity to external magnetic field, and the absence of stray field.

It has been shown that spin-transfer torques and giant magnetoresistance effects can occur in circuits containing only normal and antiferromagnetic materials [6]. Additionally, spin axis reorientation by a lateral electrical current can be used to offer ultra-fast electrical writing and reading in AFM devices [7].

Our goal in this project is to investigate the techniques to manipulate the magnetic state in an antiferromagnetic insulator, which could potentially lead to applications for ultra-fast writing devices. For ferromagnetic materials it has already been shown that short laser pulses can induce an effective magnetic field that can reach an amplitude of a few Tesla [8], [9].

A simple model of antiferromagnetic insulators is provided by the half-filling

Hubbard model in the strongly correlated regime. In Chapter 2 we do a quick review of the tight binding model and introduce the Hubbard model. A half filled system described by the Hubbard model leads to a spin Hamiltonian characterized by an exchange interaction between spins. This exchange interaction will favor antiferromagnetic order. Now, in many magnetic systems, spin orbit interaction plays an important role in the spin dynamics. This interaction is not included in the original Hubbard model. In Chapter 3 we show that adding a SOI hopping term to the Hubbard model leads to a spin Hamiltonian including the same exchange interaction as before, plus an antisymmetric exchange interaction known as Dzyaloshinskii–Moriya interaction. This interaction is much weaker than the exchange interaction, its presence has important consequences in magnetic materials and causes weak ferromagnetism in AFM materials [10, 11], topological objects like chiral skyrmions [12, 13, 14, 15] and chiral domain walls [16, 17, 18], and exotic phase of topological magnon insulators [19, 20, 21, 22, 23]. Once we have shown the relation between the electronic Hamiltonian, i.e. the Hubbard model with a SOI hopping term, and the effective spin Hamiltonian we are in the position to introduce the effect of light in the system. It has been shown that short, high-frequency laser pulse can tune the exchange interaction [24, 25, 26, 27, 28, 29, 30, 31]. In Chapter 4 we use the Floquet formalism to show how light can tune, not only the exchange interaction, but also the DMI. We apply this technique to some more specific, well-known models, such as the Kane-Mele-Hubbard model. Lastly, in Chapter 5 we use spin wave theory to study the magnon dispersion of the Hamiltonians we derived in the previous Chapters.

Chapter 2

Basic models for solid state

Many properties of solids can be understood using one-electron models, that is, non-interacting models. When the interaction between the ions and the valence electrons can be mostly neglected one can adapt the free electron approximation. This model is mostly limited to the study of metals and despite its simplicity it successfully explains phenomena related with electrical conductivity and heat capacity. In the opposite limit, we can consider systems in which the ion potential is so large that the electrons are bound in the cores with occasional jumps from site to site. This is known as tight binding model and it can be used to study a wide variety of solids [32]. It is typically used for calculations of the electronic band structure.

Despite the success of the single particle models, there are several phenomena which cannot be explained neglecting electron correlations. For example, high temperature superconductivity cannot be understood with these models. The Hubbard model is the simplest model including electron correlations and despite its simplicity it is not fully understood yet. In this Chapter we will outline the main features of the tight binding model and the Hubbard model, which are basic tools for any condensed matter researcher.

2.1 Tight binding

When the electrons are strongly localized in the atom cores, the wavefunction describing such an electron is similar to the corresponding atomic orbital. Therefore it is natural to consider linear superposition of atomic orbitals as an ansatz for the crystal electron states.

Let the atomic Hamiltonian be $\hat{H}_a(\mathbf{r}) = -\frac{\hbar^2 \hat{p}^2}{2m} + V_a(\mathbf{r} - \mathbf{r}_n)$, where \hbar is the reduced Planck constant, m is the electron mass, \hat{p} is the momentum operator and $V_a(\mathbf{r})$ is the atomic potential. Let $\phi_i(\mathbf{r})$ be the i -th eigenstate of the atomic Hamiltonian with energy E_i . The crystal Hamiltonian is:

$$\hat{H} = -\frac{\hbar^2 p^2}{2m} + \sum_n V_a(\mathbf{r} - \mathbf{r}_n) \quad (2.1)$$

An electron localized around the atom at \mathbf{r}_n will mainly feel the potential of that atom, and the potential of the rest of the atoms will be a perturbation to the free

atom problem. That is, we can split 2.1 into:

$$\hat{H} = \hat{H}_a + v(\mathbf{r} - \mathbf{r}_n) \quad (2.2)$$

Where $v(\mathbf{r} - \mathbf{r}_n) = \sum_{m \neq n} V_a(\mathbf{r} - \mathbf{r}_m)$ is a small perturbation. We can expect the crystal electron to retain the properties of the free atom electron, and so, it is natural to describe the crystal electron as a superposition of atomic orbitals. Thus, we will try to find solutions of the form:

$$\psi_i(\mathbf{r}) = \sum_n b_i(\mathbf{r}_n) \phi_i(\mathbf{r} - \mathbf{r}_n) \quad (2.3)$$

Now, the Bloch theorem (we shall provide a short proof of this theorem in the next Chapter) states that an eigenfunction of the crystal Hamiltonian should only change by a phase from site to site, that is $\psi_i(\mathbf{r} + \mathbf{r}_m) = e^{i\mathbf{k} \cdot \mathbf{r}_m} \psi_i(\mathbf{r})$, where \mathbf{k} is the crystal momentum of the Bloch wave. We can see that this implies $b_i(\mathbf{r}_m) = e^{i\mathbf{k} \cdot \mathbf{r}_m} b_i(0)$, by normalizing $\psi_i(\mathbf{r})$ we find $b_i(0) = \frac{1}{\sqrt{N}}$, where N is the number of atoms in the crystal. We therefore obtain:

$$\psi_{i\mathbf{k}}(\mathbf{r}) = \frac{1}{\sqrt{N}} \sum_n e^{i\mathbf{k} \cdot \mathbf{r}_n} \phi_i(\mathbf{r} - \mathbf{r}_n) \quad (2.4)$$

The energy of this state is $E_i(\mathbf{k}) = \langle \psi_{i\mathbf{k}} | \hat{H} | \psi_{i\mathbf{k}} \rangle$, using 2.2 this can be written as:

$$E_i(\mathbf{k}) = \frac{1}{N} \sum_{n,m} e^{i\mathbf{k} \cdot (\mathbf{r}_n - \mathbf{r}_m)} \int \phi_i^*(\mathbf{r} - \mathbf{r}_m) (E_i + v(\mathbf{r} - \mathbf{r}_n)) \phi_i(\mathbf{r} - \mathbf{r}_n) d\mathbf{r} \quad (2.5)$$

Assuming that ϕ_i is spherically symmetric, and neglecting the perturbation $v(\mathbf{r} - \mathbf{r}_n)$ further away than nearest neighbors, we can simplify this expression to:

$$E_i(\mathbf{k}) = E_i - A - B \sum_{\delta} e^{i\mathbf{k} \cdot \delta} \quad (2.6)$$

Where δ are the NN vectors and:

$$\begin{aligned} A &= - \langle \phi_i(\mathbf{r} - \mathbf{r}_n) | v(\mathbf{r} - \mathbf{r}_n) | \phi_i(\mathbf{r} - \mathbf{r}_n) \rangle \\ B &= - \langle \phi_i(\mathbf{r} - \mathbf{r}_m) | v(\mathbf{r} - \mathbf{r}_n) | \phi_i(\mathbf{r} - \mathbf{r}_n) \rangle \end{aligned}$$

A measures the amount of energy reduced when the atom forms a crystal, B is a measure of the width of the band. In second quantization formalism we can write the tight binding single band Hamiltonian as:

$$\hat{H} = -t \sum_{\langle i,j \rangle \sigma} \hat{c}_{i\sigma}^\dagger \hat{c}_{j\sigma} \quad (2.7)$$

Where $\hat{c}_{i\sigma}^\dagger$ ($\hat{c}_{i\sigma}$) creates (annihilates) an electron in site i and spin state σ . The quantity t is the hopping amplitude, and plays the same role B in the first quantization formalism. We can obtain back 2.6 by changing basis to momentum space $\hat{c}_{k\sigma} = \frac{1}{\sqrt{N}} \sum_j e^{-i\mathbf{k} \cdot \mathbf{r}_j} \hat{c}_{j\sigma}$. In Appendix D we use this formalism to compute the band structure of a two dimensional system in a honeycomb lattice (i.e. graphene).

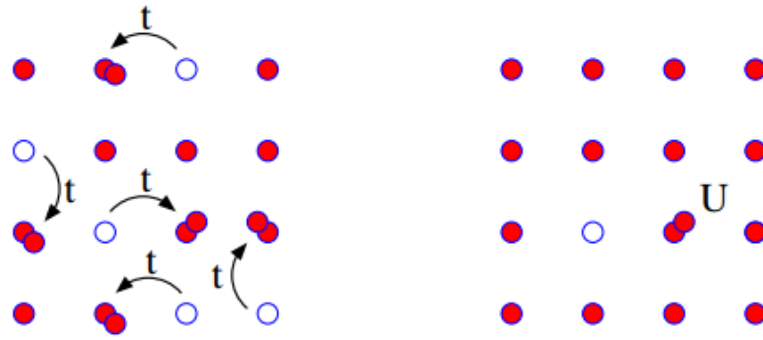


FIGURE 2.1: Image from Scalettar's notes representing the kinetic term t and the on-site interaction U in the Hubbard model.

2.2 The Hubbard model

As we discuss earlier, even though the tight binding model is successful in describing the band structure of most solids, it fails in some cases. In strongly correlated electron systems, the effect of electron-electron Coulomb interactions is important, and this effect is neglected in 2.7. The simplest way to take this effect into account is to consider the interaction of electrons in the same site only, that is, adding a term of the form $U \sum_i \hat{n}_{i\uparrow} \hat{n}_{i\downarrow}$, where U is a constant accounting for the onsite electron-electron interaction:

$$\hat{H} = -t \sum_{\langle ij \rangle \sigma} \hat{c}_{i\sigma}^\dagger \hat{c}_{j\sigma} + U \sum_i \hat{n}_{i\uparrow} \hat{n}_{i\downarrow} \quad (2.8)$$

This is known as the Hubbard model, which was first proposed by Hubbard [33] to describe electron correlations in d or f bands in transition metals. The result was a simplified model to predict metal-insulator transitions. However, it exhibits much richer phenomena. It can be considered an improved tight binding model. For example, it describes Mott insulators, materials which should be conductors according to band theory, but electron-electron interactions keep away from. Transitions from the Mott insulator phase to a metallic phase can also be understood in this framework [34]. Also, the attractive Hubbard model (where $U < 0$) can be considered an effective model relevant for understanding high temperature superconductivity [35]. Despite its simplicity the ground state has no analytic form in more than one dimensions, and different computational methods must be used to study it [36, 37].

Figure 2.1 shows a graphical representation of the parameters in 2.8. The new term $U \sum_i \hat{n}_{i\uparrow} \hat{n}_{i\downarrow}$ will add an energy $+U$ when a site is double occupied ($\hat{n}_{i\uparrow} = \hat{n}_{i\downarrow} = 1$) and will not contribute in the more normal case, when $\hat{n}_{i\uparrow} + \hat{n}_{i\downarrow} = 1$. The half-filled case is most commonly studied, this is the situation where the system has one electron per site (so that the system contains half the maximum allowed number of electrons). This situation is simpler in many ways and it exhibits a lot of interesting phenomena (Mott insulating behavior, antiferromagnetic order, etc.). However, other cases have also been widely studied [38].

Notice that if we set $U = 0$ in 2.8 we recover the tight binding Hamiltonian, therefore we can say that the Hubbard model is an expansion of the tight binding model. The opposite limit $t = 0$ is also interesting. In the half-filling case, for $U > 0$

the ground state will be any state with exactly one electron per site. Since each electron can be in two spin states there is a 2^N degeneracy. The subspace spanned by these states is referred to as low energy subspace, and in this case it has energy $E_0 = 0$. If we switch $0 \neq t \ll U$ this hopping term will allow a further decrease in energy by allowing virtual processes $i \rightarrow j \rightarrow i$ that delocalize the electrons within their neighbor sites. For $t \ll U$ the dynamics of the system can be described within the low energy subspace only, by doing so we can obtain an effective spin Hamiltonian $\hat{H}_{\text{eff}} = \sum_{\langle i,j \rangle} J \mathbf{S}_i \cdot \mathbf{S}_j$ where $J > 0$ describing an antiferromagnetic system. A rigorous derivation of this will be offered in the next Chapter, however we can intuitively understand this result in the following way: the virtual processes $i \rightarrow j \rightarrow i$ will be allowed when the electrons at sites i and j have opposite spin (otherwise it would contradict the Pauli principle), therefore states where neighbor sites have opposite spins will have a lower energy due to the delocalization mechanism. Additionally, the constant J will be proportional to the amplitude of the process $i \rightarrow j \rightarrow i$. We can already see that this amplitude is $2 \frac{t^2}{U}$, t^2 due to two hopping processes, $\frac{1}{U}$ due to the energy of the intermediate state and the factor 2 due to the two spin possibilities.

In the next Chapter and in the rest of this thesis we will consider the effects of spin orbit interaction (SOI) in strongly correlated systems. For this reason we will have an additionally spin dependent hopping term in 2.8 arising from the SOI. This additional term will lead to a DMI when deriving the effective spin Hamiltonian in the $t \ll U$ limit.

Chapter 3

Effective Spin Hamiltonian

In this chapter we will derive an effective spin Hamiltonian for the low energy subspace of a strongly correlated system described by a Hamiltonian:

$$\hat{H} = \sum_{i=1}^{N_e} \hat{H}^{(1)}(\mathbf{r}_i) + \frac{1}{2} \sum_{\substack{i,j=1 \\ i \neq j}}^{N_e} v(\mathbf{r}_i - \mathbf{r}_j) \quad (3.1)$$

where v is the electron-electron interaction and where $\hat{H}^{(1)}$ is the single particle Hamiltonian:

$$\hat{H}^{(1)}(\mathbf{r}) = -\frac{\hbar^2}{2m} \nabla_{\mathbf{r}}^2 + U(\mathbf{r}) + \lambda \boldsymbol{\sigma} \cdot \nabla V(\mathbf{r}) \times \mathbf{p} \quad (3.2)$$

Where $\lambda = \frac{\hbar^2}{4m^2c^2}$ is the spin orbit coupling constant and $U(\mathbf{r})$ is a periodic potential. \hbar is the reduced Planck constant, m is the electron mass, c is the speed of light and $\boldsymbol{\sigma}$ is a vector of Pauli matrices $\boldsymbol{\sigma} = (\sigma_1, \sigma_2, \sigma_3)$. The second quantized form of this Hamiltonian can be approximated by a version of the Hubbard model. We will consider a half filled system in the strong coupling limit. Ignoring electron hopping and spin orbit interaction, the ground state of this system is massively degenerated. We will find an effective Hamiltonian considering that the hopping term and the spin interaction term act on this subspace. This effective Hamiltonian will be the sum of three spin interactions: an exchange interaction $J\mathbf{S}_i \cdot \mathbf{S}_j$ with $J > 0$, a Dzyaloshinskii-Moriya interaction $\mathbf{D} \cdot \mathbf{S}_i \times \mathbf{S}_j$ and an anisotropic interaction $\mathbf{S}_i \Gamma \mathbf{S}_j$ known as pseudodipolar interaction [11]. We will start by finding a suitable basis to write the second quantized version of 3.1.

3.1 Single particle in a periodic potential

First we will define the basis of Bloch wavefunctions. To do so, we will consider the single particle Hamiltonian without the spin orbit interaction term:

$$\hat{H}_{\text{NSOI}}^{(1)}(\mathbf{r}) = -\frac{\hbar^2}{2m} \nabla_{\mathbf{r}}^2 + U(\mathbf{r}) \quad (3.3)$$

Where $U(\mathbf{r})$ has the symmetry of the lattice, i.e. $U(\mathbf{r} + \mathbf{R}) = U(\mathbf{r})$ for all Bravais lattice vectors $\mathbf{R}(\mathbf{A})$. Let $\hat{H}_{\text{NSOI}}^{(1)}$ act on a Hilbert space \mathcal{H} and let $|\phi\rangle \in \mathcal{H}$, then, the group of translation symmetries defined by $\langle \mathbf{r} | T_{\mathbf{R}} |\phi\rangle = \langle \mathbf{r} + \mathbf{R} | \phi\rangle$ is an abelian group, therefore its irreducible representations are one-dimensional, that is, within an energy level n the wavefunctions of that level transform according to the representation they belong. If Γ^k is a one dimensional representation and $|\phi_{n,\mathbf{k}}\rangle$ is a wavefunction in the energy level n belonging to that representation then $T_{\mathbf{R}} |\phi_{n,\mathbf{k}}\rangle = \Gamma^k(\mathbf{R}) |\phi_{n,\mathbf{k}}\rangle$. Now, imposing periodic boundary conditions, $\Gamma^k(\mathbf{a}_\mu)^{L_\mu} = 1$, where \mathbf{a}_μ are the primitive translations and L_μ is the number of lattice sites in the μ direction as defined in Appendix A. This can be accomplished if we label the representation with a vector of the first Brillouin zone and have $\Gamma^k(\mathbf{R}) = e^{i\mathbf{k}\cdot\mathbf{R}}$. Therefore, for a wavefunction in a periodic lattice we have:

$$\langle \mathbf{r} + \mathbf{R} | \phi_{n,\mathbf{k}}\rangle = e^{i\mathbf{k}\cdot\mathbf{R}} \langle \mathbf{r} | \phi_{n,\mathbf{k}}\rangle \quad (3.4)$$

Which is the well-known Bloch function form. Here, n is called the band index, and \mathbf{k} is the quasimomentum. The energy of this wavefunction is $\epsilon_{n\mathbf{k}}$. Notice that both $\phi_{n,\mathbf{k}}$ and $\epsilon_{n\mathbf{k}}$ are periodic functions of \mathbf{k} in the reciprocal lattice.

The Bloch function is extended over the whole crystal volume V . However, we would like to work with a localized basis. Such a localized basis can be built by a set of functions known as Wannier functions $|\psi_{in}\rangle$, which are defined in terms of the Bloch functions as:

$$\langle \mathbf{r} | \phi_{n\mathbf{k}}\rangle = \frac{1}{\sqrt{N}} \sum_{\mathbf{R}} e^{i\mathbf{k}\cdot\mathbf{R}} \langle \mathbf{r} | \psi_{Rn}\rangle \quad (3.5)$$

$$\langle \mathbf{r} | \psi_{in}\rangle = \frac{1}{\sqrt{N}} \sum_{\mathbf{k} \in \text{BZ}} e^{-i\mathbf{k}\cdot\mathbf{R}_i} \langle \mathbf{r} | \phi_{n\mathbf{k}}\rangle \quad (3.6)$$

Where N is the number of lattice sites as defined in Appendix A. Using 3.4 we see that $\psi_{in}(\mathbf{r}) = \psi_{0n}(\mathbf{r} - \mathbf{r}_i) \equiv \psi_n(\mathbf{r} - \mathbf{r}_i)$. Therefore, we only need to define one Wannier function for each band and the others are obtained by translations. From now on we will restrict ourselves to a fixed band, so we will drop the band index. Additionally, we will include the spin state, therefore the basis states will have two quantum numbers one for the site and one for the spin state. We will adopt the notation $|i\sigma\rangle$ for the basis state of site i with spin state $\sigma = \uparrow, \downarrow$, or just $|i\rangle$ when the spin state is irrelevant. Fock states with small number of particles will be denoted as $|i\sigma, j\sigma'\rangle$, for a state with a particle at site i with spin σ and a particle at j with spin σ' , or $|ij\rangle$ when spin is irrelevant. With these definitions we are ready to write down the second quantized form of 3.1, and show some approximations that eventually lead to the Hubbard model.

3.2 Derivation of the single-band Hubbard model

In this section we will derive the second quantized form of 3.1 using the Wannier functions as a basis. Let $\hat{c}_{j\sigma}^\dagger$ and $\hat{c}_{j\sigma}$ create and annihilate a particle in the state $|j\sigma\rangle$. In this basis, the second quantized form of 3.1 is:

$$\hat{H} = \sum_{i,j,\sigma,\sigma'} \langle i\sigma | \hat{H}^{(1)} | j\sigma' \rangle \hat{c}_{i\sigma}^\dagger \hat{c}_{j\sigma'} + \frac{1}{2} \sum_{i,j,k,l,\sigma,\sigma'} \langle ij | \hat{v} | kl \rangle \hat{c}_{i\sigma}^\dagger \hat{c}_{j\sigma'}^\dagger \hat{c}_{l\sigma'} \hat{c}_{k\sigma} \quad (3.7)$$

Where we assumed \hat{v} to be spin independent. This can be rewritten as:

$$\hat{H} = - \sum_{i,j,\sigma,\sigma'} (\delta_{\sigma,\sigma'} t_{ij} + \Delta_{ij} \cdot \sigma_{\sigma,\sigma'}) \hat{c}_{i\sigma}^\dagger \hat{c}_{j\sigma'} + \frac{1}{2} \sum_{i,j,k,l,\sigma,\sigma'} \langle ij | \hat{v} | kl \rangle \hat{c}_{i\sigma}^\dagger \hat{c}_{j\sigma'}^\dagger \hat{c}_{l\sigma'} \hat{c}_{k\sigma} \quad (3.8)$$

Where $t_{ij} = - \langle i | -\frac{\hbar^2}{2m} \nabla_{\mathbf{r}}^2 + U(\mathbf{r}) | j \rangle$ and $\Delta_{ij} = - \langle i | \lambda \nabla V(\mathbf{r}) \times \mathbf{p} | j \rangle$. Notice that $\Delta_{ij} = -\Delta_{ji}$, for example, in the x component:

$$\begin{aligned} \Delta_{ij,x} &= - \langle i | \lambda (\partial_y V(\mathbf{r}) p_z - \partial_z V(\mathbf{r}) p_y) | j \rangle = \\ &= i\hbar\lambda \int d\mathbf{r} \phi_i(\mathbf{r})^* (\partial_y V(\mathbf{r}) \partial_z - \partial_z V(\mathbf{r}) \partial_y) \phi_j(\mathbf{r}) = \\ &= -i\hbar\lambda \int d\mathbf{r} [\partial_z (\phi_i(\mathbf{r})^* \partial_y V(\mathbf{r})) - \partial_y (\phi_i(\mathbf{r})^* \partial_z V(\mathbf{r}))] \phi_j(\mathbf{r}) = \\ &= -i\hbar\lambda \int d\mathbf{r} [\partial_z \phi_i(\mathbf{r})^* \partial_y V(\mathbf{r}) - \partial_y \phi_i(\mathbf{r})^* \partial_z V(\mathbf{r})] \phi_j(\mathbf{r}) = \\ &= \int d\mathbf{r} \phi_j(\mathbf{r}) \lambda (\nabla V(\mathbf{r}) \times \mathbf{p})_x \phi_i(\mathbf{r})^* = -\Delta_{ji,x} \end{aligned}$$

Therefore it follows that $\Delta_{ii} = 0$ and that Δ_{ij} is purely imaginary. We can impose that $t_{ii} = t(0) = 0$ since adding a constant term to all the hopping amplitudes would only lead to a lifting in the zero point energy. Additionally, for a system of strongly correlated electrons we can make the following approximations:

- A property of the Wannier functions Φ_j is that they have exponentially decreasing overlaps, therefore t_{ij} and Δ_{ij} will decay rapidly with the distance $|\mathbf{r}_i - \mathbf{r}_j|$. In an isotropic system we can approximate:

$$t_{ij} = \begin{cases} t, & \text{for } (i, j) \text{ nearest neighbours} \\ 0, & \text{otherwise} \end{cases} \quad (3.9)$$

and

$$\Delta_{ij} = \begin{cases} \Delta_{ij}, & \text{for } (i, j) \text{ nearest neighbours} \\ 0, & \text{otherwise} \end{cases} \quad (3.10)$$

Hubbard models with hopping terms further than nearest neighbors are also interesting and will be considered in next chapter.

- Taking into account the locality of the Wannier functions and the Coulomb interaction, the dominant contribution of $\langle ij | \hat{v} | kl \rangle$ will come from $i = j = k = l$. Terms with $i = k$ and $j = l$ also contribute when i, j are nearest neighbors. Therefore we approximate:

$$\langle ij | \hat{v} | kl \rangle = \begin{cases} U, & \text{if } i = j = k = l \\ V, & \text{if } i = k \text{ and } j = l \text{ where } (i, j) \text{ nearest neighbours} \\ 0, & \text{otherwise} \end{cases} \quad (3.11)$$

Where we defined:

$$U = \frac{1}{2} \int d\mathbf{r} d\mathbf{r}' \phi(\mathbf{r})^* \phi(\mathbf{r}')^* \hat{v}(\mathbf{r} - \mathbf{r}') \phi(\mathbf{r}') \phi(\mathbf{r}) \quad (3.12)$$

$$V = \int d\mathbf{r} d\mathbf{r}' \phi(\mathbf{r})^* \phi(\mathbf{r}' - \mathbf{R}_1)^* \hat{v}(\mathbf{r} - \mathbf{r}') \phi(\mathbf{r}' - \mathbf{R}_1) \phi(\mathbf{r}) \quad (3.13)$$

Where $\phi(\mathbf{r})$ is the Wannier function centered at the origin and \mathbf{R}_1 is a nearest neighbour lattice vector. Notice that we made explicit use of the translational invariance of the system. Also, for $i = j = k = l$ the Pauli principle requires $\sigma' = -\sigma$.

Taking these approximations and writing $\hat{c}_{i\sigma}^\dagger \hat{c}_{j\sigma'}^\dagger \hat{c}_{j\sigma'} \hat{c}_{i\sigma} = \hat{n}_{i\sigma} \hat{n}_{j\sigma'}$, we obtain:

$$\hat{H} = - \sum_{\langle i,j \rangle, \sigma, \sigma'} (\delta_{\sigma, \sigma'} t_{ij} + \Delta_{ij} \cdot \sigma_{\sigma, \sigma'}) \hat{c}_{i\sigma}^\dagger \hat{c}_{j\sigma'} + U \sum_{i=1}^M \hat{n}_{i\uparrow} \hat{n}_{i\downarrow} + V \sum_{i,j, \sigma, \sigma'} \hat{n}_{i\sigma} \hat{n}_{j\sigma'} \quad (3.14)$$

Now, in a half filling system this Hamiltonian can be well approximated by an effective Hamiltonian without non local Coulomb interactions:

$$\hat{H} = - \sum_{\langle i,j \rangle, \sigma, \sigma'} (\delta_{\sigma, \sigma'} t_{ij} + \Delta_{ij} \cdot \sigma_{\sigma, \sigma'}) \hat{c}_{i\sigma}^\dagger \hat{c}_{j\sigma'} + U^* \sum_{i=1}^M \hat{n}_{i\uparrow} \hat{n}_{i\downarrow} \quad (3.15)$$

Where $U^* = U - V$. The physical reason for this is that the energy difference when the Coulomb interaction pushes an electron from a double occupied site to an empty site is $U - V$ in 3.14, because the number of double occupied sites is reduced by one but the number of adjacent occupied sites is increased by one. This is illustrated in Figure 3.1. A more rigorous derivation of this effective approximation can be found in [39]. Although $V < U$, they can be comparable in magnitude, and U^* can be reduced by a factor of 0.5 or more.

Now, abusing the notation and writing $U = U^*$ we arrive at the model that we will use in the next sections:

$$\hat{H} = - \sum_{\langle i,j \rangle, \sigma, \sigma'} (\delta_{\sigma, \sigma'} t_{ij} + \Delta_{ij} \cdot \sigma_{\sigma, \sigma'}) \hat{c}_{i\sigma}^\dagger \hat{c}_{j\sigma'} + U \sum_{i=1}^M \hat{n}_{i\uparrow} \hat{n}_{i\downarrow} \quad (3.16)$$

This Hamiltonian is identical to the Hubbard Hamiltonian 2.8 adding a spin dependent hopping, which arises from the SOI. In the next section we will show that this Hamiltonian leads to an effective spin Hamiltonian in the appropriate limit.

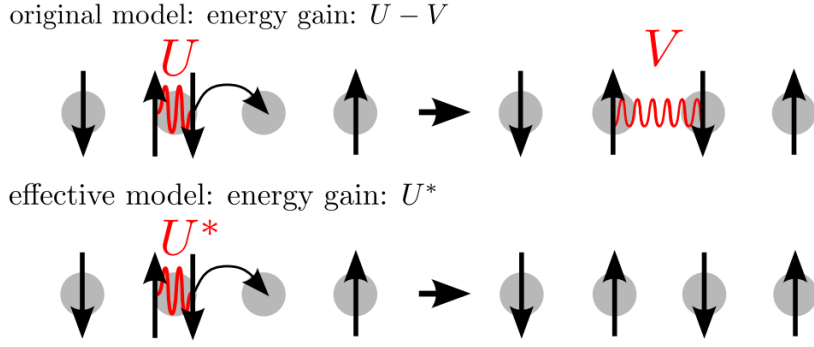


FIGURE 3.1: Image from [39]. In a half-filled system decreasing the number of double occupancies increases the number of adjacent occupied sites, and so the energy difference is reduced to $U - V$.

3.3 Effective Hamiltonian for half-filling system

At half filling and in the $t, \Delta_{ij} \ll U$ limit, which corresponds to the strong coupling limit, we can apply perturbation theory to obtain an effective spin Hamiltonian from the Hubbard model 3.16. First notice that in the case $t = 0$ the ground state corresponds to a state where all sites are single-occupied. There are two possible spin orientations for each sites, so there is a 2^N degeneracy. The ground state energy is $E_0 = 0$. The first excited states are obtained by moving one electron from one site to another, thus leaving one empty site and one double-occupied site. The energy of one of these states is $E_1 = U$. Now, if we turn the kinetic term on as a perturbation, having two neighbor electrons with antiparallel spin will allow them to hop and reduce the kinetic energy, whereas if the two neighbor electrons have parallel spins, this hopping is not allowed and there is not such an energy reduction. Therefore, we can see that when turning the kinetic term on, antiparallel alignment will be favored.

Now we will apply perturbation theory to find an effective Hamiltonian for the low energy subspace. Let us write $\hat{H} = \hat{H}_0 + \hat{H}_t$, where \hat{H}_0 is the Hamiltonian for $t = 0$ i.e. $\hat{H}_0 = U \sum_{i=1}^M \hat{n}_{i\uparrow} \hat{n}_{i\downarrow}$ and $\hat{H}_t = - \sum_{\langle i,j \rangle, \sigma, \sigma'} (\delta_{\sigma, \sigma'} t + \Delta_{ij} \cdot \sigma_{\sigma, \sigma'}) \hat{c}_{i\sigma}^\dagger \hat{c}_{j\sigma'}$. Let $|\phi\rangle$ and $|\phi'\rangle$ be states from the ground state of \hat{H}_0 , then we know that $\langle \phi' | \hat{H}_0 | \phi \rangle = 0$ and the first order correction to this energy vanishes $\langle \phi' | \hat{H}^{(1)} | \phi \rangle = \langle \phi' | \hat{H}_t | \phi \rangle = 0$ since $\hat{c}_{i\sigma}^\dagger \hat{c}_{j\sigma}$ moves an electron from site j to i thus leaving i doubly occupied, therefore $\hat{H}_t | \phi \rangle$ has no superposition with ϕ' . In second order we have:

$$\langle \phi' | \hat{H}^{(2)} | \phi \rangle = \sum_s \frac{\langle \phi' | \hat{H}_t | s \rangle \langle s | \hat{H}_t | \phi \rangle}{E_0 - E_s} \quad (3.17)$$

The sum being over all excited states. Since $\hat{H}_t | \phi \rangle$ is a superposition of states with exactly one double occupied site and one empty site, we see that only excited states with one double occupied site will contribute. These states have energy $E_s = U$ therefore we have $\langle \phi' | \hat{H}^{(2)} | \phi \rangle = -\frac{1}{U} \sum_s \langle \phi' | \hat{H}_t | s \rangle \langle s | \hat{H}_t | \phi \rangle = \langle \phi' | -\frac{\hat{H}_t^2}{U} | \phi \rangle$. This means that within the subspace generated by the ground states of \hat{H}_0 , \hat{H} acts as an effective Hamiltonian $\hat{H}_{\text{eff}} = -\frac{\hat{H}_t^2}{U}$. Now,

$$\begin{aligned}
& \langle \phi' | -\frac{\hat{H}_t^2}{U} | \phi \rangle = \\
& = -\frac{1}{U} \langle \phi' | \sum_{\langle i,j \rangle, \sigma_1, \sigma_2} \sum_{\langle i',j' \rangle, \sigma_3, \sigma_4} \{ (\delta_{\sigma_1, \sigma_2} t + \Delta_{ij} \cdot \sigma_{\sigma_1, \sigma_2}) (\delta_{\sigma_3, \sigma_4} t + \Delta_{i'j'} \cdot \sigma_{\sigma_3, \sigma_4}) \\
& \hat{c}_{i\sigma_1}^\dagger \hat{c}_{j\sigma_2} \hat{c}_{i'\sigma_3}^\dagger \hat{c}_{j'\sigma_4} | \phi \rangle \} = \\
& = -\frac{1}{U} \langle \phi' | \sum_{\langle i,j \rangle, \sigma_1, \sigma_2, \sigma_3, \sigma_4} (\delta_{\sigma_1, \sigma_2} t + \Delta_{ij} \cdot \sigma_{\sigma_1, \sigma_2}) (\delta_{\sigma_3, \sigma_4} t - \Delta_{ij} \cdot \sigma_{\sigma_3, \sigma_4}) \hat{c}_{i\sigma_1}^\dagger \hat{c}_{j\sigma_2} \hat{c}_{j\sigma_3}^\dagger \hat{c}_{i\sigma_4} | \phi \rangle = \\
& -\frac{1}{U} \langle \phi' | \sum_{\langle i,j \rangle, \sigma_1, \sigma_2, \sigma_3, \sigma_4} \{ [t^2 \delta_{\sigma_1 \sigma_2} \delta_{\sigma_3 \sigma_4} + t \Delta_{ij} (\delta_{\sigma_3 \sigma_4} \sigma_{\sigma_1 \sigma_2} \\
& - \delta_{\sigma_1 \sigma_2} \sigma_{\sigma_3 \sigma_4}) - (\Delta_{ij} \cdot \sigma_{\sigma_1 \sigma_2}) (\Delta_{ij} \cdot \sigma_{\sigma_3 \sigma_4})] \hat{c}_{i\sigma_1}^\dagger \hat{c}_{i\sigma_4} \hat{c}_{j\sigma_2} \hat{c}_{j\sigma_3}^\dagger | \phi \rangle \} = \\
& \langle \phi' | \hat{H}_J + \hat{H}_D + \hat{H}_P | \phi \rangle \tag{3.18}
\end{aligned}$$

In the second line we imposed $i = j'$ and $j = i'$ since that's the only way $\hat{H}_t^2 | \phi \rangle$ has no double occupied sites and so the matrix element does not vanish (remember that $|\phi\rangle$ and $|\phi'\rangle$ belong in the subspace of zero double occupied states). We also used $\Delta_{ij} = -\Delta_{ji}$ and we defined:

$$\hat{H}_J = -\frac{t^2}{U} \sum_{\langle i,j \rangle, \sigma, \sigma'} \hat{c}_{i\sigma}^\dagger \hat{c}_{i\sigma'} \hat{c}_{j\sigma} \hat{c}_{j\sigma'}^\dagger \tag{3.19}$$

$$\hat{H}_D = -\frac{t}{U} \sum_{\langle i,j \rangle, \sigma_1, \sigma_2, \sigma_3, \sigma_4} \Delta_{ij} \cdot (\delta_{\sigma_3 \sigma_4} \sigma_{\sigma_1 \sigma_2} - \delta_{\sigma_1 \sigma_2} \sigma_{\sigma_3 \sigma_4}) \hat{c}_{i\sigma_1}^\dagger \hat{c}_{i\sigma_4} \hat{c}_{j\sigma_2} \hat{c}_{j\sigma_3}^\dagger \tag{3.20}$$

$$\hat{H}_P = \frac{1}{U} \sum_{\langle i,j \rangle, \sigma_1, \sigma_2, \sigma_3, \sigma_4} (\Delta_{ij} \cdot \sigma_{\sigma_1 \sigma_2}) (\Delta_{ij} \cdot \sigma_{\sigma_3 \sigma_4}) \hat{c}_{i\sigma_1}^\dagger \hat{c}_{i\sigma_4} \hat{c}_{j\sigma_2} \hat{c}_{j\sigma_3}^\dagger \tag{3.21}$$

Let us now introduce the on-site spin operators:

$$\mathbf{S}_i = \frac{1}{2} \sum_{\sigma, \sigma'} \hat{c}_{i\sigma}^\dagger \boldsymbol{\sigma}_{\sigma, \sigma'} \hat{c}_{i\sigma'} \tag{3.22}$$

Which satisfy:

$$\hat{c}_{i\sigma}^\dagger \hat{c}_{i\sigma'} = \delta_{\sigma\sigma'} \frac{1}{2} (n_{i\uparrow} + n_{i\downarrow}) + \mathbf{S}_i \cdot \boldsymbol{\sigma}_{\sigma', \sigma} \tag{3.23}$$

$$\hat{c}_{i\sigma} \hat{c}_{i\sigma'}^\dagger = \delta_{\sigma\sigma'} \frac{1}{2} (2 - n_{i\uparrow} - n_{i\downarrow}) - \mathbf{S}_i \cdot \boldsymbol{\sigma}_{\sigma, \sigma'} \tag{3.24}$$

In the half-filling case we have $n_{i\uparrow} + n_{i\downarrow} = 1$ and we can show three important relations. First:

$$\begin{aligned} \sum_{\sigma\sigma'} \left(\frac{1}{2} \delta_{\sigma\sigma'} + \mathbf{S}_i \cdot \boldsymbol{\sigma}_{\sigma'\sigma} \right) \left(\frac{1}{2} \delta_{\sigma\sigma'} - \mathbf{S}_j \cdot \boldsymbol{\sigma}_{\sigma\sigma'} \right) &= \sum_{\sigma\sigma'} \left\{ \frac{1}{4} \delta_{\sigma\sigma'} - \sum_{ab} S_i^a S_j^b \boldsymbol{\sigma}_{\sigma'\sigma}^a \cdot \boldsymbol{\sigma}_{\sigma\sigma'}^b \right\} = \\ &= \frac{1}{2} - \sum_{ab} S_i^a S_j^b 2\delta_{ab} = \frac{1}{2} - 2\mathbf{S}_i \cdot \mathbf{S}_j \end{aligned}$$

Where we have neglected the term $\sum_{\sigma\sigma'} \frac{1}{2} \delta_{\sigma\sigma'} (\mathbf{S}_i \cdot \boldsymbol{\sigma}_{\sigma'\sigma} - \mathbf{S}_j \cdot \boldsymbol{\sigma}_{\sigma\sigma'})$ because eventually we will sum over all $\langle i, j \rangle$ and it will cancel out. We also used the well known property $\text{tr}(\boldsymbol{\sigma}^a \boldsymbol{\sigma}^b) = 2\delta_{a,b}$. And second:

$$\begin{aligned} \sum_{\sigma_1, \sigma_2, \sigma_3, \sigma_4} \Delta_{ij} \cdot (\delta_{\sigma_3\sigma_4} \boldsymbol{\sigma}_{\sigma_1\sigma_2} - \delta_{\sigma_1\sigma_2} \boldsymbol{\sigma}_{\sigma_3\sigma_4}) \left(\frac{1}{2} \delta_{\sigma_1\sigma_4} + \mathbf{S}_i \cdot \boldsymbol{\sigma}_{\sigma_4\sigma_1} \right) \left(\frac{1}{2} \delta_{\sigma_2\sigma_3} - \mathbf{S}_j \cdot \boldsymbol{\sigma}_{\sigma_2\sigma_3} \right) &= \\ = \left\{ \overbrace{0}^{\uparrow\uparrow\uparrow\uparrow} + (-\Delta_{ij}^+) S_i^- \left(\frac{1}{2} - S_j^z \right) + (-\Delta_{ij}^-) \left(\frac{1}{2} + S_i^z \right) (-S_j^+) + 2\Delta_{ij}^z S_i^- (-S_j^+) \right. &+ \\ \overbrace{\Delta_{ij}^+ \left(\frac{1}{2} + S_i^z \right) (-S_j^-)}^{\uparrow\downarrow\uparrow\uparrow} + \overbrace{0}^{\uparrow\downarrow\downarrow} + \overbrace{0}^{\uparrow\downarrow\uparrow} + \overbrace{\Delta_{ij}^+ S_i^- \left(\frac{1}{2} + S_j^z \right)}^{\uparrow\downarrow\downarrow} &+ \\ \overbrace{\Delta_{ij}^- S_i^+ \left(\frac{1}{2} - S_j^z \right)}^{\downarrow\uparrow\uparrow} + \overbrace{0}^{\downarrow\uparrow\downarrow} + \overbrace{0}^{\downarrow\uparrow\uparrow} + \overbrace{\Delta_{ij}^- \left(\frac{1}{2} - S_i^z \right) (-S_j^+)}^{\downarrow\uparrow\downarrow} &+ \\ \left. \overbrace{(-2\Delta_{ij}^z) S_i^+ (-S_j^-)}^{\downarrow\downarrow\uparrow} + \overbrace{(-\Delta_{ij}^+) \left(\frac{1}{2} - S_i^z \right) (-S_j^-)}^{\downarrow\downarrow\downarrow} + \overbrace{(-\Delta_{ij}^-) S_i^+ \left(\frac{1}{2} + S_j^z \right)}^{\downarrow\downarrow\uparrow} + \overbrace{0}^{\downarrow\downarrow\downarrow} \right\} &= \\ = 2 \left\{ \Delta_{ij}^+ (S_i^- S_j^z - S_i^z S_j^-) + \Delta_{ij}^- (S_i^z S_j^+ - S_i^+ S_j^z) + \Delta_{ij}^z (S_i^+ S_j^- - S_i^- S_j^+) \right\} &= \\ = -2i \left\{ \Delta_{ij}^+ (\mathbf{S}_i \times \mathbf{S}_j)^- + \Delta_{ij}^- (\mathbf{S}_i \times \mathbf{S}_j)^+ + 2\Delta_{ij}^z (\mathbf{S}_i \times \mathbf{S}_j)^z \right\} &= -4i \Delta_{ij} \cdot \mathbf{S}_i \times \mathbf{S}_j \end{aligned}$$

Where in the second line we expand the sum in the spin states (overbrace indicates the spin state $\sigma_1, \sigma_2, \sigma_3, \sigma_4$ respectively). We also used that for any vector \vec{v} we can define $\sigma_{12}\vec{v} = v^x + iv^y = v^+$, $\sigma_{21}\vec{v} = v^x - iv^y = v^-$, $\sigma_{11}\vec{v} = v^z$ and $\sigma_{22}\vec{v} = -v^z$. Also, for any two vectors \vec{a} and \vec{b} , the following applies $a^- b^z - a^z b^- = -i(\vec{a} \times \vec{b})^-$, $a^z b^+ - a^+ b^z = -i(\vec{a} \times \vec{b})^+$, $a^+ b^- - a^- b^+ = -2i(\vec{a} \times \vec{b})^z$ and $a^+ b^- + a^- b^+ = 2(a^x b^x + a^y b^y)$.

The third important relation is:

$$\begin{aligned}
& \sum_{\sigma_1, \sigma_2, \sigma_3, \sigma_4} (\Delta_{ij} \cdot \sigma_{\sigma_1 \sigma_2}) (\Delta_{ij} \cdot \sigma_{\sigma_3 \sigma_4}) \left(\frac{1}{2} \delta_{\sigma_1 \sigma_4} + S_i \cdot \sigma_{\sigma_4 \sigma_1} \right) \left(\frac{1}{2} \delta_{\sigma_2 \sigma_3} - S_j \cdot \sigma_{\sigma_2 \sigma_3} \right) = \\
& = \overbrace{\Delta_{ij}^z \Delta_{ij}^z \left(\frac{1}{2} + S_i^z \right) \left(\frac{1}{2} - S_j^z \right)}^{\uparrow\uparrow\uparrow\uparrow} + \overbrace{\Delta_{ij}^z \Delta_{ij}^+ S_i^- \left(\frac{1}{2} - S_j^z \right)}^{\uparrow\uparrow\uparrow\downarrow} + \overbrace{\Delta_{ij}^z \Delta_{ij}^- \left(\frac{1}{2} + S_i^z \right) (-S_j^+)}^{\uparrow\uparrow\downarrow\uparrow} + \overbrace{\Delta_{ij}^z (-\Delta_{ij}^z) S_i^- (-S_j^+)}^{\uparrow\uparrow\downarrow\downarrow} + \\
& \overbrace{\Delta_{ij}^+ \Delta_{ij}^z \left(\frac{1}{2} + S_i^z \right) (-S_j^-)}^{\uparrow\downarrow\uparrow\uparrow} + \overbrace{\Delta_{ij}^+ \Delta_{ij}^+ S_i^- (-S_j^-)}^{\uparrow\downarrow\uparrow\downarrow} + \overbrace{\Delta_{ij}^+ \Delta_{ij}^- \left(\frac{1}{2} + S_i^z \right) \left(\frac{1}{2} + S_j^z \right)}^{\uparrow\downarrow\uparrow\uparrow} + \overbrace{\Delta_{ij}^+ (-\Delta_{ij}^z) S_i^- \left(\frac{1}{2} + S_j^z \right)}^{\uparrow\downarrow\uparrow\downarrow} + \\
& \overbrace{\Delta_{ij}^- \Delta_{ij}^z S_i^+ \left(\frac{1}{2} - S_j^z \right)}^{\downarrow\uparrow\uparrow\uparrow} + \overbrace{\Delta_{ij}^- \Delta_{ij}^+ \left(\frac{1}{2} - S_i^z \right) \left(\frac{1}{2} - S_j^z \right)}^{\downarrow\uparrow\uparrow\downarrow} + \overbrace{\Delta_{ij}^- \Delta_{ij}^- S_i^+ (-S_j^+)}^{\downarrow\uparrow\uparrow\uparrow} + \overbrace{\Delta_{ij}^- (-\Delta_{ij}^z) \left(\frac{1}{2} - S_i^z \right) (-S_j^+)}^{\downarrow\uparrow\uparrow\downarrow} + \\
& \overbrace{(-\Delta_{ij}^z) \Delta_{ij}^z S_i^+ (-S_j^-)}^{\downarrow\downarrow\uparrow\uparrow} + \overbrace{(-\Delta_{ij}^z) \Delta_{ij}^+ \left(\frac{1}{2} - S_i^z \right) (-S_j^-)}^{\downarrow\downarrow\uparrow\downarrow} + \overbrace{(-\Delta_{ij}^z) \Delta_{ij}^- S_i^+ \left(\frac{1}{2} + S_j^z \right)}^{\downarrow\downarrow\uparrow\uparrow} + \\
& + \overbrace{(-\Delta_{ij}^z) (-\Delta_{ij}^z) \left(\frac{1}{2} - S_i^z \right) \left(\frac{1}{2} + S_j^z \right)}^{\downarrow\downarrow\downarrow\downarrow} = \\
& = \frac{(\Delta_{ij}^z)^2 + \Delta_{ij}^+ \Delta_{ij}^-}{2} + S_i^z S_j^z (-2(\Delta_{ij}^z)^2 + 2\Delta_{ij}^+ \Delta_{ij}^-) + S_i^z S_j^+ (-2\Delta_{ij}^z \Delta_{ij}^-) + S_i^z S_j^- (-2\Delta_{ij}^z \Delta_{ij}^+) + \\
& + S_i^+ S_j^z (-2\Delta_{ij}^z \Delta_{ij}^-) + S_i^+ S_j^+ (-\Delta_{ij}^- \Delta_{ij}^-) + S_i^+ S_j^- (\Delta_{ij}^z)^2 + \\
& + S_i^- S_j^z (-2\Delta_{ij}^z \Delta_{ij}^+) + S_i^- S_j^+ (\Delta_{ij}^z)^2 + S_i^- S_j^- (-\Delta_{ij}^+)^2 = \\
& = \frac{(\Delta_{ij}^z)^2 + \Delta_{ij}^+ \Delta_{ij}^-}{2} + S_i^z S_j^z (-2(\Delta_{ij}^z)^2 + 2(\Delta_{ij}^x)^2 + 2(\Delta_{ij}^y)^2) + S_i^z S_j^y (-4\Delta_{ij}^z \Delta_{ij}^y) + S_i^z S_j^x (-4\Delta_{ij}^z \Delta_{ij}^x) + \\
& + S_i^y S_j^z (-4\Delta_{ij}^y \Delta_{ij}^z) + S_i^y S_j^y (2(\Delta_{ij}^z)^2 - 2(\Delta_{ij}^y)^2 + 2(\Delta_{ij}^x)^2) + S_i^y S_j^x (-4\Delta_{ij}^y \Delta_{ij}^x) + \\
& + S_i^x S_j^z (-4\Delta_{ij}^x \Delta_{ij}^z) + S_i^x S_j^y (-4\Delta_{ij}^x \Delta_{ij}^y) + S_i^x S_j^x (2(\Delta_{ij}^z)^2 + 2(\Delta_{ij}^y)^2 - 2(\Delta_{ij}^x)^2) = \\
& = \frac{(\Delta_{ij}^z)^2 + \Delta_{ij}^+ \Delta_{ij}^-}{2} + (S_i^x \ S_i^y \ S_i^z) \\
& \left(\begin{array}{ccc} 2(\Delta_{ij}^z)^2 + 2(\Delta_{ij}^y)^2 - 2(\Delta_{ij}^x)^2 & -4\Delta_{ij}^x \Delta_{ij}^y & -4\Delta_{ij}^x \Delta_{ij}^z \\ -4\Delta_{ij}^y \Delta_{ij}^x & +2(\Delta_{ij}^x)^2 - 2(\Delta_{ij}^y)^2 + 2(\Delta_{ij}^z)^2 & -4\Delta_{ij}^y \Delta_{ij}^z \\ -4\Delta_{ij}^z \Delta_{ij}^x & -4\Delta_{ij}^z \Delta_{ij}^y & 2(\Delta_{ij}^x)^2 + 2(\Delta_{ij}^y)^2 - 2(\Delta_{ij}^z)^2 \end{array} \right) \begin{pmatrix} S_j^x \\ S_j^y \\ S_j^z \end{pmatrix} = \\
& \frac{(\Delta_{ij}^z)^2 + \Delta_{ij}^+ \Delta_{ij}^-}{2} + \sum_{\alpha, \beta} S_i^\alpha (4\Delta_{ij}^\alpha \Delta_{ij}^\beta - \delta_{\alpha\beta} 2\Delta_{ij}^2) S_j^\beta
\end{aligned}$$

These three relations are important and will be used in the next chapter:

$$\begin{aligned} & \sum_{\sigma\sigma'} \left(\frac{1}{2} \delta_{\sigma\sigma'} + \mathbf{S}_i \cdot \boldsymbol{\sigma}_{\sigma'\sigma} \right) \left(\frac{1}{2} \delta_{\sigma\sigma'} - \mathbf{S}_j \cdot \boldsymbol{\sigma}_{\sigma\sigma'} \right) = \\ & = \frac{1}{2} - \sum_{ab} S_i^a S_j^b 2\delta_{ab} = \frac{1}{2} - 2\mathbf{S}_i \cdot \mathbf{S}_j \end{aligned} \quad (3.25)$$

$$\begin{aligned} & \sum_{\sigma_1, \sigma_2, \sigma_3, \sigma_4} \boldsymbol{\Delta}_{ij} \cdot (\delta_{\sigma_3\sigma_4} \boldsymbol{\sigma}_{\sigma_1\sigma_2} - \delta_{\sigma_1\sigma_2} \boldsymbol{\sigma}_{\sigma_3\sigma_4}) \left(\frac{1}{2} \delta_{\sigma_1\sigma_4} + \mathbf{S}_i \cdot \boldsymbol{\sigma}_{\sigma_4\sigma_1} \right) \left(\frac{1}{2} \delta_{\sigma_2\sigma_3} - \mathbf{S}_j \cdot \boldsymbol{\sigma}_{\sigma_2\sigma_3} \right) = \\ & = -4i \boldsymbol{\Delta}_{ij} \cdot \mathbf{S}_i \times \mathbf{S}_j \end{aligned} \quad (3.26)$$

$$\begin{aligned} & \sum_{\sigma_1, \sigma_2, \sigma_3, \sigma_4} (\boldsymbol{\Delta}_{ij} \cdot \boldsymbol{\sigma}_{\sigma_1\sigma_2}) (\boldsymbol{\Delta}_{ij} \cdot \boldsymbol{\sigma}_{\sigma_3\sigma_4}) \mathbf{S}_i \cdot \boldsymbol{\sigma}_{\sigma_4\sigma_1} (-\mathbf{S}_j \cdot \boldsymbol{\sigma}_{\sigma_2\sigma_3}) = \\ & = \sum_{\alpha, \beta} S_i^\alpha (\delta_{\alpha\beta} 2\Delta_{ij}^2 - 4\Delta_{ij}^\alpha \Delta_{ij}^\beta) S_j^\beta \end{aligned} \quad (3.27)$$

Now introducing the spin operators into \hat{H}_J in 3.19, with $n_{i\uparrow} + n_{i\downarrow} = 1$ and using 3.25 we obtain:

$$\begin{aligned} \hat{H}_J &= -\frac{t^2}{U} \sum_{\langle i,j \rangle, \sigma\sigma'} \left(\frac{1}{2} \delta_{\sigma\sigma'} + \mathbf{S}_i \cdot \boldsymbol{\sigma}_{\sigma'\sigma} \right) \left(\frac{1}{2} \delta_{\sigma\sigma'} - \mathbf{S}_j \cdot \boldsymbol{\sigma}_{\sigma\sigma'} \right) = \\ & \quad -\frac{t^2}{U} \sum_{\langle i,j \rangle} \left(\frac{1}{2} - 2\mathbf{S}_i \cdot \mathbf{S}_j \right) \end{aligned}$$

The constant term can be neglected leaving:

$$\hat{H}_J = \frac{2t^2}{U} \sum_{\langle i,j \rangle} \mathbf{S}_i \cdot \mathbf{S}_j = \sum_{\langle i,j \rangle} J_{ij}^0 \mathbf{S}_i \cdot \mathbf{S}_j \quad (3.28)$$

Which is the Heisenberg model for antiferromagnets with $J_{ij}^0 = \frac{2t^2}{U} > 0$. Likewise, for \hat{H}_D in 3.20, using 3.26:

$$\begin{aligned} \hat{H}_D &= -\frac{t}{U} \sum_{\langle i,j \rangle, \sigma_1, \sigma_2, \sigma_3, \sigma_4} \boldsymbol{\Delta}_{ij} \cdot (\delta_{\sigma_3\sigma_4} \boldsymbol{\sigma}_{\sigma_1\sigma_2} - \delta_{\sigma_1\sigma_2} \boldsymbol{\sigma}_{\sigma_3\sigma_4}) \left(\frac{1}{2} \delta_{\sigma_1\sigma_4} + \mathbf{S}_i \cdot \boldsymbol{\sigma}_{\sigma_4\sigma_1} \right) \left(\frac{1}{2} \delta_{\sigma_2\sigma_3} - \mathbf{S}_j \cdot \boldsymbol{\sigma}_{\sigma_2\sigma_3} \right) = \\ & = +\frac{4it}{U} \sum_{\langle i,j \rangle} \boldsymbol{\Delta}_{ij} \cdot \mathbf{S}_i \times \mathbf{S}_j = \sum_{\langle i,j \rangle} \mathbf{D}_{ij}^0 \cdot \mathbf{S}_i \times \mathbf{S}_j \end{aligned}$$

Where $\mathbf{D}_{ij}^0 = \frac{4it}{U} \boldsymbol{\Delta}_{ij}$, notice that being $\boldsymbol{\Delta}_{ij}$ purely imaginary, \mathbf{D}_{ij}^0 is a real vector. Lastly, using 3.27, the term proportional to 3.21 leads to:

$$\begin{aligned} \hat{H}_P &= \frac{1}{U} \sum_{\langle i,j \rangle, \sigma_1, \sigma_2, \sigma_3, \sigma_4} (\boldsymbol{\Delta}_{ij} \cdot \boldsymbol{\sigma}_{\sigma_1\sigma_2}) (\boldsymbol{\Delta}_{ij} \cdot \boldsymbol{\sigma}_{\sigma_3\sigma_4}) \left(\frac{1}{2} \delta_{\sigma_1\sigma_4} + \mathbf{S}_i \cdot \boldsymbol{\sigma}_{\sigma_4\sigma_1} \right) \left(\frac{1}{2} \delta_{\sigma_2\sigma_3} - \mathbf{S}_j \cdot \boldsymbol{\sigma}_{\sigma_2\sigma_3} \right) = \\ & \quad \frac{1}{U} \sum_{\langle i,j \rangle} \sum_{\alpha, \beta} S_i^\alpha (\delta_{\alpha\beta} 2\Delta_{ij}^2 - 4\Delta_{ij}^\alpha \Delta_{ij}^\beta) S_j^\beta = \sum_{\langle i,j \rangle} \mathbf{S}_i \boldsymbol{\Gamma}_{ij} \mathbf{S}_j \end{aligned}$$

Where Γ_{ij} is a tensor with components $\Gamma_{ij}^{\alpha\beta} = \frac{1}{U}(\delta_{\alpha\beta}2\Delta_{ij}^2 - 4\Delta_{ij}^\alpha\Delta_{ij}^\beta)$. The total effective Hamiltonian is:

$$\hat{H}_{\text{eff}} = \sum_{\langle i,j \rangle} \left(J_{ij}^0 \mathbf{S}_i \cdot \mathbf{S}_j + \mathbf{D}_{ij}^0 \cdot \mathbf{S}_i \times \mathbf{S}_j + \mathbf{S}_i \Gamma_{ij} \mathbf{S}_j \right) \quad (3.29)$$

With:

$$J_{ij}^0 = \frac{2t^2}{U} \quad (3.30)$$

$$\mathbf{D}_{ij}^0 = \frac{4it}{U} \Delta_{ij} \quad (3.31)$$

$$\Gamma_{ij}^{\alpha\beta} = \frac{1}{U}(\delta_{\alpha\beta}2\Delta_{ij}^2 - 4\Delta_{ij}^\alpha\Delta_{ij}^\beta) \quad (3.32)$$

The $J_{ij}^0 \mathbf{S}_i \cdot \mathbf{S}_j$ term is known as exchange interaction. Setting $\Delta_{ij} = 0$ (no SOI) we see that 3.29 reduces to the Heisenberg model. Since $J_{ij}^0 > 0$ this model describes an anti-ferromagnetic material. However, the Hubbard model can also lead to ferromagnetic and paramagnetic magnetic behavior in non half-filled systems as shown in [40] with a mean-field theory approach. The term $\mathbf{D}_{ij}^0 \cdot \mathbf{S}_i \times \mathbf{S}_j$ is known as Dzyaloshinskii-Moriya interaction (DMI), the symmetries of the crystal will restrict the direction of \mathbf{D}_{ij}^0 [11]. In the next chapter we will examine this further. Lastly $\mathbf{S}_i \Gamma_{ij} \mathbf{S}_j$ is an anisotropic term known as pseudodipolar interaction [11] and it is usually neglected since it is proportional to Δ_{ij}^2 .

Notice that the exchange interaction $J_{ij}^0 \mathbf{S}_i \cdot \mathbf{S}_j$ effectively models the kinetic-kinetic second order processes $i \rightarrow j \rightarrow i$, where i and j are nearest neighbors. In the same fashion the DMI models kinetic-SOI hopping processes and the anisotropic interaction models SOI hopping-SOI hopping processes. In the next chapter we will introduce next nearest neighbor (NNN) hopping (both kinetic and SOI), this will lead to NNN spin interactions. As an introduction to this, in the next subsection we show the effect of introducing NNN kinetic hopping in the Hubbard model without SOI.

3.3.1 Next-nearest neighbor hopping

This analysis can be easily extended to electronic Hamiltonians including next-nearest neighbor (NNN) hopping term. The simplest example of such a Hamiltonian is:

$$\hat{H} = - \sum_{\langle i,j \rangle, \sigma} t_1 \hat{c}_{i\sigma}^\dagger \hat{c}_{j\sigma} - \sum_{\langle\langle i,j \rangle\rangle, \sigma} t_2 \hat{c}_{i\sigma}^\dagger \hat{c}_{j\sigma} + U \sum_{i=1}^M \hat{n}_{i\uparrow} \hat{n}_{i\downarrow} \quad (3.33)$$

Where $\langle\langle i,j \rangle\rangle$ denotes sum over NNN and t_1 and t_2 denote the NN and NNN hopping amplitudes respectively. If we follow the procedure as before we will obtain an effective spin Hamiltonian:

$$\hat{H}_{\text{eff}} = J_1 \sum_{\langle i,j \rangle} \mathbf{S}_i \cdot \mathbf{S}_j + J_2 \sum_{\langle\langle i,j \rangle\rangle} \mathbf{S}_i \cdot \mathbf{S}_j \quad (3.34)$$

Where $J_1 = \frac{2t_1^2}{U}$ and $J_2 = \frac{2t_2^2}{U}$. This Hamiltonian is known as $J_1 - J_2$ Heisenberg model. This model has been extensively studied, and the $J_1 - J_2 - J_3$ is also of interest [41].

Notice that we can also obtain a $J_1 - J_2$ Heisenberg model starting simply from a NN hamiltonian $\hat{H} = -\sum_{\langle i,j \rangle, \sigma} t_1 \hat{c}_{i\sigma}^\dagger \hat{c}_{j\sigma} + U \sum_{i=1}^M \hat{n}_{i\uparrow} \hat{n}_{i\downarrow}$. This is because the NNN exchange interaction comes from the possibility of the process $i\sigma \rightarrow j\sigma \rightarrow i\sigma$ where i, j are next nearest neighbours. This process is available when sites i, j have opposite spins (otherwise it would violate the Pauli principle). Now, when i, j are NNN, we can consider the fourth order process $i\sigma \rightarrow k\sigma \rightarrow j\sigma \rightarrow k\sigma \rightarrow i\sigma$, where k is a site between i and j . The resulting effective spin Hamiltonian has exchange couplings $J_1 = 2\frac{t_1^2}{U} - 8\frac{t_1^4}{U^3}$ and $J_2 = 2\frac{t_1^4}{U}$. A rigorous derivation can be found in [42].

3.3.2 Introducing disorder

It is possible to consider a disordered Hubbard model by adding random uncorrelated on-site energies. We neglect the SOI term for simplicity, then the disordered Hubbard model can be written as:

$$\hat{H} = -t \sum_{\langle i,j \rangle, \sigma} \hat{c}_{i\sigma}^\dagger \hat{c}_{j\sigma} + \sum_{i\sigma} \epsilon_i \hat{c}_{i\sigma}^\dagger \hat{c}_{i\sigma} + U \sum_{i=1}^M \hat{n}_{i\uparrow} \hat{n}_{i\downarrow} \quad (3.35)$$

Where ϵ_i are random variables $\epsilon_i \in [-W, W]$. At half filling we can derive an effective Hamiltonian using the same procedure as before. The second order virtual hopping $i\sigma \rightarrow j\sigma \rightarrow i\sigma$ will give rise to an exchange spin interaction. In this case, however, the intermediate energy is $U + (\epsilon_j - \epsilon_i)$. Therefore the spin Hamiltonian will be:

$$\hat{H}_{\text{eff}} = \sum_{\langle i,j \rangle} \frac{2t^2}{U + (\epsilon_j - \epsilon_i)} \mathbf{S}_i \cdot \mathbf{S}_j = \sum_{\langle i,j \rangle} \frac{2t^2 U}{U^2 - (\epsilon_j - \epsilon_i)^2} \mathbf{S}_i \cdot \mathbf{S}_j = \sum_{\langle i,j \rangle} J_{ij} \mathbf{S}_i \cdot \mathbf{S}_j \quad (3.36)$$

Where in the second step we added the contributions of $\langle i, j \rangle$ and $\langle j, i \rangle$ and where $J_{ij} = \frac{2t^2 U}{U^2 - (\epsilon_j - \epsilon_i)^2}$. This model is relevant for studying many-body localization phenomena [43].

3.4 AFM dynamics

In this section we will show how a continuum one dimensional model can be obtained from the discrete Heisenberg Hamiltonian in order to describe the AFM order and its dynamics [44]. We write the Heisenberg Hamiltonian as $\hat{H} = J \sum_{\langle i,j \rangle} \mathbf{S}_i \cdot \mathbf{S}_j - K \sum_i S_{iz}^2$ with $J > 0$ and K is the anisotropy energy. Let the lattice be a one dimensional chain with $2N$ sites, such lattice can be described by the repetition of N unit

cells consisting of two sites α and β for the left and right site respectively. Then the ground state of this Hamiltonian is double degenerated and is obtained by aligning the spins in the α sites in the \hat{z} direction and the β spins in the $-\hat{z}$ direction or vice versa. Let us introduce the parameters:

$$\mathbf{m}_i = \frac{\mathbf{S}_\alpha^i + \mathbf{S}_\beta^i}{2S} \quad (3.37)$$

$$\mathbf{l}_i = \frac{\mathbf{S}_\alpha^i - \mathbf{S}_\beta^i}{2S} \quad (3.38)$$

Where S is the spin angular momentum in units of \hbar . Inverting these relations, introducing them into the Hamiltonian and neglecting edge terms we obtain:

$$\begin{aligned} \hat{H} &= JS^2 \sum_i^{N-1} (\mathbf{m}_i - \mathbf{l}_i) \cdot (\mathbf{m}_i + \mathbf{l}_i + \mathbf{m}_{i+1} + \mathbf{l}_{i+1}) - KS^2 \sum_i^N [(\mathbf{m}_{iz} + \mathbf{l}_{iz})^2 + (\mathbf{m}_{iz} - \mathbf{l}_{iz})^2] = \\ &= 2JS^2 \sum_i^N (\mathbf{m}_i^2 - \mathbf{l}_i^2) + \frac{JS^2}{2} \sum_i^{N-1} [(\mathbf{l}_{i+1} - \mathbf{l}_i)^2 - (\mathbf{m}_{i+1} - \mathbf{m}_i)^2] \\ &+ JS^2 \sum_i^{N-1} [\mathbf{m}_i \cdot (\mathbf{l}_{i+1} - \mathbf{l}_i) - \mathbf{l}_i \cdot (\mathbf{m}_{i+1} - \mathbf{m}_i)] - 2KS^2 \sum_i^N (\mathbf{m}_{iz}^2 + \mathbf{l}_{iz}^2) \end{aligned} \quad (3.39)$$

Now we can take the continuum limit with:

$$\begin{aligned} \mathbf{m}_i &\rightarrow \mathbf{m}(x) \\ \mathbf{l}_i &\rightarrow \mathbf{l}(x) \\ 2d \sum_i &\rightarrow \int dx \\ \hat{H} &\rightarrow \int \frac{dx}{2d} \mathcal{H}(\mathbf{l}, \mathbf{m}) \end{aligned}$$

This, together with $\mathbf{m}_i - \mathbf{l}_i = 2\mathbf{m}_i - 1$ and $\mathbf{m}_{i+1} \rightarrow \mathbf{m}(x) + 2d\partial_x \mathbf{m}(x)$ gives:

$$\begin{aligned} \mathcal{H}(\mathbf{l}, \mathbf{m}) &= JS^2 \{4|\mathbf{m}|^2 + |\partial_x \mathbf{l}'|^2 - |\partial_x \mathbf{m}'|^2 + (\mathbf{m} \partial_x \mathbf{l} - \mathbf{l} \partial_x \mathbf{m})\} \\ &- KS^2 \{(\mathbf{l} \hat{z})^2 + (\mathbf{m} \hat{z})^2\} \end{aligned} \quad (3.40)$$

This Hamiltonian is used as a starting point for the study of spin dynamics in antiferromagnets. Antiferromagnetic domain wall motion can be described within this framework [18, 45]. Manipulation of AFM domain walls is of great interest in spintronics since it can lead to high frequency switching of magnetic textures [46].

Chapter 4

Laser illumination

In this chapter we will derive an effective spin Hamiltonian for different models in the presence of a high frequency electromagnetic perturbation. The goal is to manipulate J and D_{ij} in 3.29 separately. For the exchange interaction coupling J alone, this has already been done ([26], [29]) starting with the Hamiltonian of the Hubbard model:

$$\hat{H} = -t_0 \sum_{\langle i,j \rangle, \sigma} \hat{c}_{i\sigma}^\dagger \hat{c}_{j\sigma} + U \sum_{i=1}^M \hat{n}_{i\uparrow} \hat{n}_{i\downarrow} \quad (4.1)$$

In this model, since SOI is not taken into account, only the exchange interaction J plays a role. The electromagnetic perturbation is then introduced via the Peierls substitution. We reproduce the result in section 4.2. In the following sections we extend the analysis to different systems with spin orbit interaction thereby modulating D_{ij} or other spin interactions. The simplest model with spin orbit interaction is the one we derived in the previous Chapter, 3.16:

$$\hat{H} = - \sum_{\langle i,j \rangle, \sigma, \sigma'} (\delta_{\sigma, \sigma'} t_0 + \Delta_{ij} \sigma_{\sigma, \sigma'}) \hat{c}_{i\sigma}^\dagger \hat{c}_{j\sigma'} + U \sum_{i=1}^M \hat{n}_{i\uparrow} \hat{n}_{i\downarrow}$$

Which is the same as 4.1 plus a spin dependent hopping term, which represents Rashba SOI for $\Delta_{ij} = i\Delta_R(R_{ij}^y - R_{ij}^x, 0)$ or Dresselhaus SOI for $\Delta_{ij} = i\Delta_R(R_{ij}^x - R_{ij}^y, 0)$. In section 4.3 we show how the exchange interaction and the DMI couplings are modulated in presence of an electromagnetic field.

In the case of graphene or other coplanar honeycomb lattice structures, nearest neighbor Rashba terms are not allowed by symmetry, and only next nearest neighbor (NNN) spin conserving terms contribute [47], this term opens a gap in the band structure thus describing a topological insulator. For this case we examine the Kane-Mele-Hubbard model. The effective spin model of this Hamiltonian contains the usual exchange interaction and DMI and, in addition, it exhibits anisotropic exchange interaction arising from the intrinsic SOI term. This new term has already been obtained in [48] without taking into account any external electromagnetic field.

Non-coplanar honeycomb lattices may exhibit intrinsic Rashba interactions between NNN [49], this, together with a NNN hopping (which would arise from direct overlapping of the next nearest neighbor Wannier functions or from second order processes) will lead to NNN DMI.

4.1 Time dependent effective Hamiltonian

In this section we will derive a general effective Hamiltonian starting with any Hamiltonian that can be written as:

$$\hat{H} = -\hat{T} + U\hat{D} \quad (4.2)$$

Where $\hat{D} = \sum_{i=1}^M \hat{n}_{i\uparrow}\hat{n}_{i\downarrow}$ is the doublon number operator and \hat{T} is any hopping operator. In terms of on-site creation and annihilation operators we can write the hopping operator as $\hat{T} = \sum_{i,j,\sigma,\sigma'} t_{ij}^{\sigma\sigma'} \hat{c}_{i\sigma}^\dagger \hat{c}_{j\sigma'}$. For a strongly correlated system, the strength of the on-site interaction U is much larger than the hopping amplitude, therefore, in a half filling system the zero double occupancies subspace $d = 0$ can be taken as the low energy subspace in which the effective Hamiltonian will act.

The doublon number operator $\hat{d} = \sum_{i=1} \hat{n}_{i\uparrow}\hat{n}_{i\downarrow}$, has eigenvalues positive integers d , corresponding to states with exactly d double occupancies (doublons). For later use, we define \hat{P}_d as the projection operator onto the subspace spanned by states with eigenvalue d , i.e., states with exactly d doublons. At site i , we can define the projection operator to the double occupied state as $\hat{P}_{i,1} = \hat{n}_{i\uparrow}\hat{n}_{i\downarrow}$ and the projection operator to the complementary space as $\hat{P}_{i,0} = 1 - \hat{P}_{i,1}$ [50]. We can then define the projection operator \hat{P}_d for the whole system as follows. Let \mathcal{O} and $\mathcal{P}^d(\mathcal{O})$ denote the set of sites on the lattice and the set of subsets of \mathcal{O} with exactly d elements, respectively. Then, in compact form, the projection operator reads $\hat{P}_d = \sum_{A \in \mathcal{P}^d(\mathcal{O})} \{\prod_{i \in A} \hat{P}_{i,1} \prod_{i \notin A} \hat{P}_{i,0}\}$.

The effect of the electromagnetic perturbation in the lattice can be introduced via the Peierls substitution (B). With this notation, in presence of a vector potential $\mathbf{A}(t)$ (which we assume to not vary noticeably in the scale of the lattice) the Peierls substitution leads to an extra time dependent phase in the hopping amplitude:

$$t_{ij}^{\sigma\sigma'}(t) = t_{ij}^{\sigma\sigma'} e^{ie\mathbf{R}_{ij} \cdot \mathbf{A}(t)} \quad (4.3)$$

Where \mathbf{A} is the vector potential and $\mathbf{R}_{ij} = \mathbf{R}_i - \mathbf{R}_j$, e is the electronic charge and we take $\hbar = 1$. We write the electric field as $\mathbf{E}(t) = \frac{1}{2}(\vec{E}e^{-i\omega t} + \vec{E}^*e^{i\omega t})$, where $\vec{E} = E_0\hat{e}$ and $\hat{e} = \frac{1}{\sqrt{1+\lambda_{POL}^2}}(\hat{e}_x + i\lambda_{POL}\hat{e}_y)$ is the polarization vector and $\lambda_{POL} = 0, \pm 1$ for plane polarized, right handed and left handed circular polarized field respectively. The vector potential takes the form $\mathbf{A}(t) = \frac{1}{2}(\vec{A}e^{-i\omega t} + \vec{A}^*e^{i\omega t})$, with $\vec{A} = \frac{iE_0}{\omega}\hat{e}$. With the hopping amplitudes in 4.3 the Hamiltonian becomes time dependent. We will use Floquet theory E to derive an effective Hamiltonian including the laser perturbation.

First, let us define:

$$e\mathbf{R}_{ij}\vec{A} = \alpha_{ij}e^{i\theta_{ij}} \quad (4.4)$$

With $\alpha_{ij} = \pm|e\mathbf{R}_{ij}\vec{A}|$ in such a way that:

$$\alpha_{ij} = -\alpha_{ji} \quad (4.5)$$

$$\theta_{ij} = \theta_{ji} \quad (4.6)$$

and $\theta_{ij} \in [0, \pi)$. Then we can apply the Jacobi–Anger expansion [51]:

$$\begin{aligned} t_{ij}^{\sigma\sigma'}(t) &= t_{ij}^{\sigma\sigma'} e^{ie\mathbf{R}_{ij}\cdot\mathbf{A}(t)} = t_{ij}^{\sigma\sigma'} e^{i\alpha_{ij} \cos(\omega t - \theta_{ij})} = \\ &= t_{ij}^{\sigma\sigma'} \sum_m e^{i(\frac{\pi}{2} - \theta_{ij})m} \mathcal{J}_m(\alpha_{ij}) e^{im\omega t} = \sum_m t_{ij,m}^{\sigma\sigma'} e^{im\omega t} \end{aligned}$$

Where we defined

$$t_{ij,m}^{\sigma\sigma'} = t_{ij}^{\sigma\sigma'} e^{i(\frac{\pi}{2} - \theta_{ij})m} \mathcal{J}_m(\alpha_{ij}) \quad (4.7)$$

Which is the m th Fourier mode of the hopping term and $\mathcal{J}_m(x)$ is the m th Bessel function [29]. Correspondingly we can write $\hat{T}(t) = \sum_m \hat{T}_m e^{im\omega t}$ where \hat{T}_m is the sum of all the m th Fourier mode of the hopping terms. We can further decompose the hopping operator into:

$$\hat{T}(t) = \sum_m (\hat{T}_{-1,m} + \hat{T}_{0,m} + \hat{T}_{1,m}) e^{im\omega t} \quad (4.8)$$

Where $\hat{T}_{dm}(t)$ changes the doublon number by d , for example, if \hat{P}_d is the projection operator into the subspace with doublon number d , then $\hat{T}_{dm}(t) = \sum_i \hat{P}_{i+d} \hat{T}_m(t) \hat{P}_i$. Since the hopping term is of second order in the creation and annihilation operators, it can change the double occupancy of the states only by ± 1 .

In order to derive the form of the effective spin Hamiltonian let us introduce a time dependent unitary transformation $\hat{U}(t) = e^{-i\hat{S}(t)}$. The transformed Hamiltonian is:

$$\hat{H}'(t) = e^{i\hat{S}(t)} \hat{H}(t) e^{-i\hat{S}(t)} - e^{i\hat{S}(t)} i \dot{t} e^{-i\hat{S}(t)} \quad (4.9)$$

We perform the unitary transformation perturbatively in the hopping operator, we can formally write $\hat{T}(t) = \eta \hat{T}'(t)$, where η will play the role of a bookkeeping parameter in the perturbative expansion. We expand $\hat{S}(t) = \sum_\nu \eta^\nu \hat{S}^{(\nu)}(t)$ and $\hat{H}'(t) = \sum_\nu \eta^\nu \hat{H}'^{(\nu)}(t)$. We require the transformed Hamiltonian to be block diagonal in the doublon number operator \hat{d} . To fulfill this requirement, the unitary transformation $\hat{S}(t)$ must have the same periodicity as $\hat{T}(t)$; consequently, the transformed Hamiltonian $\hat{H}'(t)$ will have the same periodicity as the original Hamiltonian $\hat{H}(t)$. Thus we can write $\hat{S}^{(\nu)}(t) = \sum_m e^{im\omega t} \hat{S}_m^{(\nu)}$. With the further requirement that $\hat{S}(t)$ does not contain block-diagonal terms, we can uniquely determine the unitary transformation:

$$\hat{S}_m^{(\nu)}(t) = \sum_{d \neq 0} \sum_m \eta^\nu \hat{S}_{d,m}^{(\nu)} e^{im\omega t} \quad (4.10)$$

where $\hat{S}_{d,m}^{(\nu)}$ changes the double occupancy number by d .

Now we can use the identity:

$$id_t e^{-i\hat{S}(t)} = \sum_n \frac{1}{(n+1)!} \text{ad}_{-i\hat{S}(t)}^n (d_t \hat{S}(t)) e^{-i\hat{S}(t)} \quad (4.11)$$

Derived in appendix C, where $\text{ad}_A(B) = [A, B]$ to rewrite the transformed Hamiltonian as:

$$\hat{H}'(t) = e^{i\hat{S}(t)} \left(\hat{H}(t) - \sum_n \frac{1}{(n+1)!} \text{ad}_{-i\hat{S}(t)}^n (d_t \hat{S}(t)) \right) e^{-i\hat{S}(t)} \quad (4.12)$$

Using the Baker–Campbell–Hausdorff expansion we can write the transformed Hamiltonian as:

$$\hat{H}'(t) = \sum_m \frac{1}{m!} \text{ad}_{i\hat{S}(t)}^m \left(\hat{H}(t) - \sum_n \frac{1}{(n+1)!} \text{ad}_{-i\hat{S}(t)}^n (d_t \hat{S}(t)) \right) \quad (4.13)$$

Now, in this expression we have to expand $\hat{S}(t) = \sum_\nu \eta^\nu \hat{S}^{(\nu)}(t)$ and $\hat{H}'(t) = \sum_\nu \eta^\nu \hat{H}'^{(\nu)}(t)$ and determine $\hat{S}^{(\nu)}(t)$ iteratively in ν so that $\hat{H}'^{(\nu)}(t)$ is diagonal in the doublon number. Notice that we do not expand $\hat{H}(t)$ as an infinite series since $\hat{H}(t) = -\eta \hat{T}(t) + U\hat{D}$. Now, notice also that if we take $i\hat{S}^{(0)}(t) = 0$ in 4.13, then, to zeroth order in η only terms in $m = 0$ and $n = 0$ contribute obtaining:

$$\hat{H}'^{(0)}(t) = U\hat{D} \quad (4.14)$$

Which is indeed diagonal in the doublon number, and therefore we can take $i\hat{S}^{(0)}(t) = 0$. With this equating terms of the same order in 4.13 is greatly simplified, since terms with high m, n will correspond to terms with high η . Since we are only interested in orders up to second order, we can truncate 4.13 up to $m = 2$:

$$\begin{aligned} \hat{H}'(t) = & \hat{H}(t) - \sum_n \frac{1}{(n+1)!} \text{ad}_{-i\hat{S}(t)}^n (d_t \hat{S}(t)) + [i\hat{S}(t), \hat{H}(t) - \sum_n \frac{1}{(n+1)!} \text{ad}_{-i\hat{S}(t)}^n (d_t \hat{S}(t))] + \\ & + \frac{1}{2} [i\hat{S}(t), [i\hat{S}(t), \hat{H}(t) - \sum_n \frac{1}{(n+1)!} \text{ad}_{-i\hat{S}(t)}^n (d_t \hat{S}(t))]] \end{aligned} \quad (4.15)$$

This equation holds up to order η^2 . In first order we obtain:

$$\hat{H}'^{(1)}(t) = -\hat{T}(t) - d_t \hat{S}^{(1)}(t) + [i\hat{S}^{(1)}(t), U\hat{D}] \quad (4.16)$$

Now we expanding in m, d and use $[\hat{D}, \hat{S}_{dm}^{(\nu)}] = d\hat{S}_{dm}^{(\nu)}$ because $\hat{S}_{dm}^{(\nu)}$ changes the doublon number by d :

$$\hat{H}'^{(1)}(t) = -\hat{T}(t) - \sum_{d \neq 0} \sum_m (Ud + m\omega) i\hat{S}_{dm}^{(1)} e^{im\omega t} \quad (4.17)$$

Therefore:

$$i\hat{S}_d^{(1)}(t) = -\sum_m \frac{\hat{T}_{d,m}}{Ud + m\omega} e^{im\omega t} \quad (4.18)$$

$$\hat{H}'^{(1)}(t) = -\sum_m \hat{T}_{0,m}(t) e^{im\omega t} \quad (4.19)$$

To second order we find:

$$\begin{aligned} \hat{H}'^{(2)}(t) &= -d_t \hat{S}^{(2)}(t) - \frac{1}{2} \left[-i\hat{S}^{(1)}(t), d_t \hat{S}^{(1)}(t) \right] + \left[i\hat{S}^{(1)}(t), -\hat{T}(t) - \frac{1}{2} d_t \hat{S}^{(1)}(t) \right] + \\ &+ \left[i\hat{S}^{(2)}(t), U\hat{D} \right] + \frac{1}{2} \left[i\hat{S}^{(1)}(t), \left[i\hat{S}^{(1)}(t), U\hat{D} \right] \right] = \\ &= \left[i\hat{S}^{(2)}(t), U\hat{D} \right] - \left[i\hat{S}^{(1)}(t), \hat{T}(t) \right] + \frac{1}{2} \left[i\hat{S}^{(1)}(t), \left[i\hat{S}^{(1)}(t), U\hat{D} \right] \right] - d_t \hat{S}^{(2)}(t) \end{aligned} \quad (4.20)$$

Using 4.16 and using $\left[i\hat{S}^{(1)}(t), d_t \hat{S}^{(1)}(t) \right] = 0$ due to different Fourier modes of the hopping operator being equal up to a constant (explain better), we can rewrite:

$$\hat{H}'^{(2)}(t) = \left[i\hat{S}^{(2)}(t), U\hat{D} \right] - \frac{1}{2} \left[i\hat{S}^{(1)}(t), \hat{T}(t) - \hat{H}'^{(1)}(t) \right] - d_t \hat{S}^{(2)}(t) \quad (4.21)$$

Using 4.18 and 4.19, the middle term is:

$$\begin{aligned} \left[i\hat{S}^{(1)}(t), \hat{T}(t) - \hat{H}'^{(1)}(t) \right] &= - \left[\sum_m \left(\frac{\hat{T}_{1m}}{U + m\omega} - \frac{\hat{T}_{-1m}}{U - m\omega} \right) e^{im\omega t}, \sum_n (\hat{T}_{-1n} + 2\hat{T}_{0n} + \hat{T}_{1n}) e^{in\omega t} \right] \\ &= - \sum_{mn} \left\{ \frac{2 [\hat{T}_{1m}, \hat{T}_{0n}]}{U + m\omega} + \frac{[\hat{T}_{1m}, \hat{T}_{-1n}]}{U + m\omega} - \frac{[\hat{T}_{-1m}, \hat{T}_{1n}]}{U - m\omega} - \frac{2 [\hat{T}_{-1m}, \hat{T}_{0n}]}{U - m\omega} \right\} e^{i(m+n)\omega t} \\ &= - \sum_{mn} \left\{ \frac{2 [\hat{T}_{1n}, \hat{T}_{0(m-n)}]}{U + n\omega} + \frac{[\hat{T}_{1n}, \hat{T}_{-1(m-n)}]}{U + n\omega} - \frac{[\hat{T}_{-1n}, \hat{T}_{1(m-n)}]}{U - n\omega} - \frac{2 [\hat{T}_{-1n}, \hat{T}_{0(m-n)}]}{U - n\omega} \right\} e^{im\omega t} \end{aligned}$$

Altogether:

$$\begin{aligned} \hat{H}'^{(2)}(t) &= \sum_{mn} \left\{ \frac{[\hat{T}_{1n}, \hat{T}_{0(m-n)}]}{U + n\omega} + \frac{[\hat{T}_{1n}, \hat{T}_{-1(m-n)}]}{2(U + n\omega)} - \frac{[\hat{T}_{-1n}, \hat{T}_{1(m-n)}]}{2(U - n\omega)} - \frac{[\hat{T}_{-1n}, \hat{T}_{0(m-n)}]}{U - n\omega} \right\} e^{im\omega t} \\ &\quad - \sum_{d \neq 0} \sum_m (Ud + m\omega) i\hat{S}_{dm}^{(2)} e^{im\omega t} \end{aligned}$$

By choosing $i\hat{S}_{dm}^{(2)}$ such that the transformed Hamiltonian is block-diagonal, we obtain:

$$i\hat{S}_{dm}^{(2)} = \sum_n \frac{[\hat{T}_{dn}, \hat{T}_{0(m-n)}]}{(Ud + n\omega)(Ud + m\omega)} \quad (4.22)$$

$$\hat{H}'^{(2)}(t) = \frac{1}{2} \sum_{mn} \left(\frac{[\hat{T}_{1n}, \hat{T}_{-1(m-n)}]}{U + n\omega} - \frac{[\hat{T}_{-1n}, \hat{T}_{1(m-n)}]}{U - n\omega} \right) e^{im\omega t} \quad (4.23)$$

Now the effective Hamiltonian acts on the subspace of $d = 0$ (zero double occupancies), therefore we are only interested on the block $\hat{P}_0 \hat{H}'^{(2)}(t) \hat{P}_0$ (notice that $\hat{P}_0 \hat{H}'^{(1)}(t) \hat{P}_0 = 0$). In this subspace we can write:

$$\begin{aligned} \hat{H}_{\text{eff}}(t) &= \hat{P}_0 \hat{H}'^{(2)}(t) \hat{P}_0 = -\frac{1}{2} \sum_{mn} \left(\frac{\hat{P}_0 \hat{T}_{-1(m-n)} \hat{T}_{1n} \hat{P}_0}{U + n\omega} + \frac{\hat{P}_0 \hat{T}_{-1n} \hat{T}_{1(m-n)} \hat{P}_0}{U - n\omega} \right) e^{im\omega t} \\ &= -\frac{1}{2} \sum_{mn} \left\{ \frac{\hat{P}_0 (\hat{T}_{-1(m-n)} \hat{T}_{1n} + \hat{T}_{-1n} \hat{T}_{1(m+n)}) \hat{P}_0}{U + n\omega} \right\} e^{im\omega t} \end{aligned} \quad (4.24)$$

Now, since the hopping operators act on the subspace $d = 0$ and must remain within that subspace, therefore $\hat{P}_0 \hat{T}_{-1a} \hat{T}_{1b} \hat{P}_0$ will be a sum of all possible hoppings between two different sites:

$$\hat{P}_0 \hat{T}_{-1a} \hat{T}_{1b} \hat{P}_0 = \sum_{i,j,\sigma_1,\sigma_2,\sigma_3,\sigma_4} t_{ij,a}^{\sigma_1\sigma_2} t_{ji,b}^{\sigma_3\sigma_4} \hat{c}_{i\sigma_1}^\dagger \hat{c}_{j\sigma_2} \hat{c}_{j\sigma_3}^\dagger \hat{c}_{i\sigma_4}$$

Where a and b are any two Fourier modes. Inserting this into 4.25 and using the definition of $t_{ij,m}^{\sigma\sigma'} = t_{ij}^{\sigma\sigma'} e^{i(\frac{\pi}{2} - \theta_{ij})m} \mathcal{J}_m(\alpha_{ij})$ and using that $\theta_{ji} = \theta_{ij}$ and $\alpha_{ji} = -\alpha_{ij}$ and the properties $\mathcal{J}_{-m}(x) = (-1)^m \mathcal{J}_m(x)$ and $\mathcal{J}_m(-x) = (-1)^m \mathcal{J}_m(x)$ we can write 4.25 as:

$$\begin{aligned} \hat{H}_{\text{eff}}(t) &= \hat{P}_0 \hat{H}'^{(2)}(t) \hat{P}_0 = -\frac{1}{2} \sum_{mn} \sum_{i,j,\sigma_1,\sigma_2,\sigma_3,\sigma_4} \hat{c}_{i\sigma_1}^\dagger \hat{c}_{j\sigma_2} \hat{c}_{j\sigma_3}^\dagger \hat{c}_{i\sigma_4} \frac{t_{ij,m-n}^{\sigma_1\sigma_2} t_{ji,n}^{\sigma_3\sigma_4} + t_{ij,-n}^{\sigma_1\sigma_2} t_{ji,m+n}^{\sigma_3\sigma_4}}{U + n\omega} e^{im\omega t} \\ &= -\frac{1}{2} \sum_{mn} \sum_{i,j,\sigma_1,\sigma_2,\sigma_3,\sigma_4} \left\{ \hat{c}_{i\sigma_1}^\dagger \hat{c}_{j\sigma_2} \hat{c}_{j\sigma_3}^\dagger \hat{c}_{i\sigma_4} t_{ij}^{\sigma_1\sigma_2} t_{ji}^{\sigma_3\sigma_4} e^{i(\frac{\pi}{2} - \theta_{ij})m} \right. \\ &\quad \left. \frac{\mathcal{J}_{m-n}(\alpha_{ij}) \mathcal{J}_n(\alpha_{ji}) + \mathcal{J}_{-n}(\alpha_{ij}) \mathcal{J}_{m+n}(\alpha_{ji})}{U + n\omega} e^{im\omega t} \right\} \\ &= -\frac{1}{2} \sum_{mn} \sum_{i,j,\sigma_1,\sigma_2,\sigma_3,\sigma_4} \left\{ \hat{c}_{i\sigma_1}^\dagger \hat{c}_{j\sigma_2} \hat{c}_{j\sigma_3}^\dagger \hat{c}_{i\sigma_4} t_{ij}^{\sigma_1\sigma_2} t_{ji}^{\sigma_3\sigma_4} e^{i(\frac{\pi}{2} - \theta_{ij})m} (-1)^m \right. \\ &\quad \left. \frac{\mathcal{J}_{n-m}(\alpha_{ij}) \mathcal{J}_n(\alpha_{ij}) + \mathcal{J}_n(\alpha_{ij}) \mathcal{J}_{m+n}(\alpha_{ij})}{U + n\omega} e^{im\omega t} \right\} \\ &= -\frac{1}{2} \sum_{i,j,\sigma_1,\sigma_2,\sigma_3,\sigma_4} \hat{c}_{i\sigma_1}^\dagger \hat{c}_{j\sigma_2} \hat{c}_{j\sigma_3}^\dagger \hat{c}_{i\sigma_4} t_{ij}^{\sigma_1\sigma_2} t_{ji}^{\sigma_3\sigma_4} \mathcal{M}(\alpha_{ij}, U, \omega, t) \end{aligned} \quad (4.25)$$

Where we defined:

$$\mathcal{M}(\alpha_{ij}, U, \omega, t) = \sum_{mn} e^{-i(\frac{\pi}{2} + \theta_{ij})m} \left\{ \frac{\mathcal{J}_{n-m}(\alpha_{ij})\mathcal{J}_n(\alpha_{ij}) + \mathcal{J}_n(\alpha_{ij})\mathcal{J}_{m+n}(\alpha_{ij})}{U + n\omega} \right\} e^{im\omega t} \quad (4.26)$$

In the following sections we will use this effective Hamiltonian for different models of the hopping operator. In each case we will introduce the spin relations 3.23 and 3.24 together with 3.25, 3.26 and 3.27 to obtain the corresponding effective spin Hamiltonian.

4.1.1 Time independent field

Before we start using 4.25 for different models we would like to investigate the case in which the electric field is time independent. In that case we can restrict the analysis to the one dimensional lattice, since in second order the electric field will only affect the bonds parallel to the field. Let us denote $\vec{E} = E_0\hat{e}_x$, then the Peiels transformed hopping amplitudes can be written as:

$$t_{ij}^{\sigma\sigma'}(t) = t_{ij}^{\sigma\sigma'} e^{ie\vec{R}_{ij}\cdot\vec{E}t} \quad (4.27)$$

Therefore, there will be only two Fourier modes with frequency $\omega_0 = e\vec{R}_{ij}\cdot\vec{E} = \pm eaE_0$, where the sign $+(-)$ corresponds to the case $\vec{R}_{ij} = \pm a\hat{e}_x$. Notice that this frequency ω_0 does not correspond to a field frequency (\vec{E} is time independent), but to the Fourier mode in the hopping amplitudes (which is induced by the time independent field). From this point we can apply the same procedure as in the general case up to 4.24. We can greatly simplify this by considering that:

- n can only take values $n = \pm 1$ (there are no additional Fourier modes).
- When restricted to the low energy subspace a product $\hat{T}_{-1a}\hat{T}_{1b}$ will only contribute when a and b have opposite signs ($a = 1, b = -1$ or viceversa). This is because, in the low energy subspace $\hat{T}_{-1a}\hat{T}_{1b}$ can only represent a hopping from a site i to a site j and the hopping back to i , we can see from 4.27 that these two amplitudes will be in opposite Fourier modes.

Taking this into consideration we see that only $m = 0$ terms will remain, which is consistent with the fact that the two phases cancel out in the process $i \rightarrow j \rightarrow i$. We can thus rewrite 4.24 as:

$$\hat{H}_{\text{eff}} = -\hat{P}_0 \left\{ \frac{\hat{T}_{-1,1}\hat{T}_{1,-1}}{U - \omega_0} + \frac{\hat{T}_{-1,-1}\hat{T}_{1,1}}{U + \omega_0} \right\} \hat{P}_0 \quad (4.28)$$

Now, the first fraction represents a hopping process $i \rightarrow j \rightarrow i$ where j lies left to i , whereas in the second fraction j lies right to i :

$$\begin{aligned}\hat{P}_0 \hat{T}_{-1,1} \hat{T}_{1,-1} \hat{P}_0 &= \sum_{i>j, \sigma_1, \sigma_2, \sigma_3, \sigma_4} t_{ij}^{\sigma_1 \sigma_2} t_{ji}^{\sigma_3 \sigma_4} \hat{c}_{i\sigma_1}^\dagger \hat{c}_{j\sigma_2} \hat{c}_{j\sigma_3}^\dagger \hat{c}_{i\sigma_4} \\ \hat{P}_0 \hat{T}_{-1,-1} \hat{T}_{1,1} \hat{P}_0 &= \sum_{i<j, \sigma_1, \sigma_2, \sigma_3, \sigma_4} t_{ij}^{\sigma_1 \sigma_2} t_{ji}^{\sigma_3 \sigma_4} \hat{c}_{i\sigma_1}^\dagger \hat{c}_{j\sigma_2} \hat{c}_{j\sigma_3}^\dagger \hat{c}_{i\sigma_4}\end{aligned}$$

We can rewrite this in the more compact form:

$$\hat{H}_{\text{eff}} = - \sum_{i,j, \sigma_1, \sigma_2, \sigma_3, \sigma_4} \frac{t_{ij}^{\sigma_1 \sigma_2} t_{ji}^{\sigma_3 \sigma_4} \hat{c}_{i\sigma_1}^\dagger \hat{c}_{j\sigma_2} \hat{c}_{j\sigma_3}^\dagger \hat{c}_{i\sigma_4}}{U + \text{sgn}(j-i)\omega_0} \quad (4.29)$$

This is the same effective Hamiltonian obtained in the previous section without an electric field but with a shift in the intermediate state energy by $\pm\omega_0 = \pm eaE_0$. This can be easily interpreted physically, the processes with intermediate energy $U + \omega_0$ correspond to processes in which an electron 'climbs up' the electric potential and then 'falls down' so that the intermediate energy is raised by the potential energy gained in the process; processes with intermediate energy $U - \omega_0$ correspond to the opposite process. We will analyze the corresponding spin Hamiltonian of this effective Hamiltonian when we consider the Kane-Mele-Hubbard model in Section 4.4.

4.2 Hubbard model without SOI

We start by considering the simplest hopping operator, excluding SOI terms 4.1:

$$\hat{H} = -t_0 \sum_{\langle i,j \rangle, \sigma} \hat{c}_{i\sigma}^\dagger \hat{c}_{j\sigma} + U \sum_{i=1}^M \hat{n}_{i\uparrow} \hat{n}_{i\downarrow} \quad (4.30)$$

We see that the hopping amplitudes introduced in the previous section can be written as $t_{ij}^{\sigma\sigma'} = \delta_{\sigma\sigma'} t_0$ for i, j being nearest neighbors, and $t_{ij}^{\sigma\sigma'} = 0$ otherwise. With this we can directly apply 4.25 to obtain:

$$\hat{H}_{\text{eff}}(t) = -\frac{t_0^2}{2} \sum_{\langle i,j \rangle, \sigma, \sigma'} \hat{c}_{i\sigma}^\dagger \hat{c}_{j\sigma} \hat{c}_{j\sigma'}^\dagger \hat{c}_{i\sigma'} \mathcal{M}(\alpha_{ij}, U, \omega, t) \quad (4.31)$$

Now, introducing the spin operators 3.23 and 3.24 and summing over the spin states as in 3.25:

$$\sum_{\sigma, \sigma'} \hat{c}_{i\sigma}^\dagger \hat{c}_{j\sigma} \hat{c}_{j\sigma'}^\dagger \hat{c}_{i\sigma'} = \sum_{\sigma, \sigma'} \left(\frac{\delta_{\sigma\sigma'}}{2} + \mathbf{S}_i \cdot \boldsymbol{\sigma}_{\sigma\sigma'} \right) \left(\frac{\delta_{\sigma\sigma'}}{2} - \mathbf{S}_j \cdot \boldsymbol{\sigma}_{\sigma\sigma'} \right) = -2\mathbf{S}_i \cdot \mathbf{S}_j$$

Where we neglected the constant term. The effective spin Hamiltonian is thus:

$$\hat{H}_{\text{eff}}(t) = \sum_{\langle i,j \rangle} J_{ij} \mathbf{S}_i \cdot \mathbf{S}_j \quad (4.32)$$

With

$$\begin{aligned} J_{ij} &= t_0^2 \mathcal{M}(\alpha_{ij}, U, \omega, t) \\ &= \sum_{mn} t_0^2 e^{-i(\frac{\pi}{2} + \theta_{ij})m} \left(\frac{\mathcal{J}_{n-m}(\alpha_{ij}) \mathcal{J}_n(\alpha_{ij}) + \mathcal{J}_n(\alpha_{ij}) \mathcal{J}_{n+m}(\alpha_{ij})}{U + n\omega} \right) e^{im\omega t} \end{aligned} \quad (4.33)$$

After time average this reduces to the $m = 0$ term:

$$\mathcal{M}(\alpha_{ij}, U, \omega) \approx \sum_n 2 \frac{\mathcal{J}_n(\alpha_{ij})^2}{U + n\omega} \quad (4.34)$$

For $\omega \gg U$ we can truncate this to the three smallest values of n , i.e. $n = 0, \pm 1$. We can also use that $\alpha_{ij} \ll 1$ because α_{ij} is proportional to \vec{A} which is proportional to ω^{-1} . Therefore we can use $\mathcal{J}_n(x) \approx x^n$ for $n > 0$ and $x \ll 1$ to obtain:

$$\mathcal{M}(\alpha_{ij}, U, \omega) \approx 2 \left(\frac{\alpha_{ij}^2}{U + \omega} + \frac{1}{U} + \frac{\alpha_{ij}^2}{U - \omega} \right) \quad (4.35)$$

And the exchange interaction coupling becomes:

$$J_{ij} \approx J_{ij}^0 + 2t_0^2 \alpha_{ij}^2 \left(\frac{1}{U + \omega} + \frac{1}{U - \omega} \right) \quad (4.36)$$

The lattice structure is contained in $\alpha_{ij} = \pm |e\mathbf{R}_{ij}\vec{A}|$. For a square lattices aligned with the coordinate system so that $\vec{a}_1 = \hat{e}_x$ and $\vec{a}_2 = \hat{e}_y$, we will have $\mathbf{R}_{ij} = \pm a\hat{e}_x, \pm a\hat{e}_y$, where a is the lattice constant. Using $\vec{A} = \frac{iE_0}{\omega\sqrt{1+\lambda^2}}(\hat{e}_x + i\lambda\hat{e}_y)$ we have:

$$\alpha_{ij} = \begin{cases} \pm \frac{eaE_0}{\omega\sqrt{1+\lambda^2}} = \pm \frac{\mathcal{E}}{\sqrt{1+\lambda^2}}, & \text{for } \mathbf{R}_{ij} = \pm\hat{e}_x \\ \pm \lambda \frac{eaE_0}{\omega\sqrt{1+\lambda^2}} = \pm \frac{\lambda\mathcal{E}}{\sqrt{1+\lambda^2}}, & \text{for } \mathbf{R}_{ij} = \pm\hat{e}_y \end{cases} \quad (4.37)$$

Where $\mathcal{E} = \frac{eaE_0}{\omega}$.

For plane polarized light ($\lambda = 0$) the exchange interaction only changes in the direction of the polarization, that is:

$$J_{ij}^{pp} = \begin{cases} J_{ij}^0 + 2t_0^2 \mathcal{E}^2 \left(\frac{1}{U+\omega} + \frac{1}{U-\omega} \right) & \text{for } \mathbf{R}_{ij} = \pm\hat{e}_x \\ J_{ij}^0 & \text{for } \mathbf{R}_{ij} = \pm\hat{e}_y \end{cases} \quad (4.38)$$

For circular polarized light ($\lambda = \pm 1$) in this approximation the exchange interaction changes in the same way in all the directions:

$$J_{ij}^{CP} = J_{ij}^0 + t_0^2 \mathcal{E}^2 \left(\frac{1}{U + \omega} + \frac{1}{U - \omega} \right) \quad (4.39)$$

Notice that this result is independent of the helicity of the applied field, this is true even if we do not make the approximation 4.35.

4.2.1 Honeycomb lattice

Now consider a honeycomb lattice structure, so that the α_{ij} values are given by $\alpha_{ij} = \pm |e\mathbf{R}_{ij}\vec{A}|$ where \mathbf{R}_{ij} are the displacement vectors in a honeycomb lattice. There are six such vectors:

$$\mathbf{R}_1^\pm = \pm a \hat{e}_x \quad (4.40)$$

$$\mathbf{R}_2^\pm = \pm a \frac{1}{2} (\hat{e}_x + \sqrt{3} \hat{e}_y) \quad (4.41)$$

$$\mathbf{R}_3^\pm = \pm a \frac{1}{2} (\hat{e}_x - \sqrt{3} \hat{e}_y) \quad (4.42)$$

These six possible directions will lead to $\alpha_a^\pm = \pm |e\mathbf{R}_a\vec{A}|$ where $\vec{A} = \frac{iE_0}{\omega\sqrt{1+\lambda^2}} (\hat{e}_x + i\lambda\hat{e}_y)$:

$$\alpha_1^\pm = \pm \frac{eaE_0}{\omega\sqrt{1+\lambda^2}} \quad (4.43)$$

$$\alpha_2^\pm = \alpha_3^\pm = \pm \frac{eaE_0}{2\omega} \sqrt{\frac{1+3\lambda^2}{1+\lambda^2}} = \pm \frac{eaE_0}{2\omega} \sqrt{1 + \frac{2\lambda^2}{1+\lambda^2}} \quad (4.44)$$

From here we can see that if we take the same approximation as in 4.36 we will obtain the same form of exchange interaction for circular polarized light ($\lambda = \pm 1$) 4.39 with possibly a different lattice constant a .

4.2.2 Dielectric permittivity

Using the approximation for the exchange coupling constant for circular polarized light derived in 4.39 we can write the free energy of the system Φ as:

$$\begin{aligned}
\Phi &= \Phi_0 + \sum_{\langle i,j \rangle} J_{ij} \mathbf{S}_i \cdot \mathbf{S}_j = \\
&= \Phi_0 + \sum_{\langle i,j \rangle} J_{ij}^0 \mathbf{S}_i \cdot \mathbf{S}_j + |\vec{E}_0|^2 \frac{t_0^2 e^2 a^2}{\omega} \left(\frac{1}{U + \omega} + \frac{1}{U - \omega} \right) \sum_{\langle i,j \rangle} \mathbf{S}_i \cdot \mathbf{S}_j \quad (4.45)
\end{aligned}$$

Then, the dielectric permittivity is $\epsilon_{kl} = \frac{\partial^2 \Phi}{\partial E_k \partial E_l}$, i.e., the dielectric permittivity is isotropic $\epsilon_{kl} = \epsilon$ and:

$$\epsilon = \epsilon^0 + 2 \frac{t_0^2 e^2 a^2}{\omega} \left(\frac{1}{U + \omega} + \frac{1}{U - \omega} \right) \sum_{\langle i,j \rangle} \mathbf{S}_i \cdot \mathbf{S}_j \quad (4.46)$$

Where $\epsilon^0 = \frac{\partial^2 \Phi_0}{\partial E_k \partial E_l}$. The refractive index will therefore depend on the magnetization of the antiferromagnet, this was already demonstrated experimentally in the 80's [52].

4.3 Hubbard model with SOI

Now, let's investigate the effect of the electric field for the Hubbard model with SOI, i.e. 3.16, in this case the hopping operator gets an extra spin-dependent term:

$$\hat{T} = \sum_{\langle i,j \rangle, \sigma, \sigma'} (\delta_{\sigma, \sigma'} t_0 + \Delta_{ij} \cdot \sigma_{\sigma, \sigma'}) \hat{c}_{i\sigma}^\dagger \hat{c}_{j\sigma'} \quad (4.47)$$

The vector Δ_{ij} can describe Rashba or Dresselhaus SOI, $\Delta_{ij} = i\Delta_R(R_{ij}^y, -R_{ij}^x, 0)$ for Rashba SOI and $\Delta_{ij} = i\Delta_R(R_{ij}^x, -R_{ij}^y, 0)$ for Dresselhaus SOI. In this case the hopping amplitudes are:

$$t_{ij}^{\sigma\sigma'} = \begin{cases} (\delta_{\sigma\sigma'} t_0 + \Delta_{ij} \cdot \sigma_{\sigma, \sigma'}) & \text{for } i, j \text{ nearest neighbors} \\ 0 & \text{otherwise} \end{cases} \quad (4.48)$$

And as before $\hat{H} = -\hat{T} + U\hat{D}$. In the presence of an electromagnetic field we can apply the Peierls substitution as we did before, and the effective Hamiltonian will be given by 4.25. inserting the spin operators 3.23 and 3.24 we get:

$$\begin{aligned}
\hat{H}_{\text{eff}}(t) &= -\frac{1}{2} \sum_{\langle i,j \rangle, \sigma_1, \sigma_2, \sigma_3, \sigma_4} \hat{c}_{i\sigma_1}^\dagger \hat{c}_{j\sigma_2} \hat{c}_{j\sigma_3}^\dagger \hat{c}_{i\sigma_4} t_{ij}^{\sigma_1\sigma_2} t_{ji}^{\sigma_3\sigma_4} \mathcal{M}(\alpha_{ij}, U, \omega, t) \\
&= -\frac{1}{2} \sum_{\langle i,j \rangle, \sigma_1, \sigma_2, \sigma_3, \sigma_4} \left(\frac{\delta_{\sigma_1\sigma_4}}{2} + \mathbf{S}_i \cdot \sigma_{\sigma_4\sigma_1} \right) \left(\frac{\delta_{\sigma_2\sigma_3}}{2} - \mathbf{S}_j \cdot \sigma_{\sigma_2\sigma_3} \right) \\
&\quad (\delta_{\sigma_1\sigma_2} t_0 + \Delta_{ij} \cdot \sigma_{\sigma_1, \sigma_2}) (\delta_{\sigma_3\sigma_4} t_0 + \Delta_{ji} \cdot \sigma_{\sigma_3, \sigma_4}) \mathcal{M}(\alpha_{ij}, U, \omega, t) \quad (4.49)
\end{aligned}$$

Using $\Delta_{ji} = -\Delta_{ij}$:

$$\begin{aligned} & (\delta_{\sigma_1\sigma_2}t_0 + \Delta_{ij} \cdot \sigma_{\sigma_1\sigma_2})(\delta_{\sigma_3\sigma_4}t_0 + \Delta_{ji} \cdot \sigma_{\sigma_3\sigma_4}) = \\ & \delta_{\sigma_1\sigma_2}\delta_{\sigma_3\sigma_4}t_0^2 + t_0\Delta_{ij} \cdot (\delta_{\sigma_3\sigma_4}\sigma_{\sigma_1\sigma_2} - \delta_{\sigma_1\sigma_2}\sigma_{\sigma_3\sigma_4}) - (\Delta_{ij} \cdot \sigma_{\sigma_1\sigma_2})(\Delta_{ji} \cdot \sigma_{\sigma_3\sigma_4}) \end{aligned}$$

The term proportional to t_0^2 will lead to the modified exchange interaction, as in the previous section. The term proportional to $t_0\Delta_{ij}$ will lead to the modified DMI interaction and the term proportional to Δ_{ij}^2 will lead to the pseudodipolar interaction.

Now we can rewrite 4.49 as:

$$\begin{aligned} \hat{H}_{\text{eff}}(t) &= -\frac{1}{2} \sum_{\langle i,j \rangle, \sigma_1, \sigma_2, \sigma_3, \sigma_4} \left(\frac{\delta_{\sigma_1\sigma_4}}{2} + \mathbf{S}_i \cdot \sigma_{\sigma_4\sigma_1} \right) \left(\frac{\delta_{\sigma_2\sigma_3}}{2} - \mathbf{S}_j \cdot \sigma_{\sigma_2\sigma_3} \right) \\ & \quad \left[\delta_{\sigma_1\sigma_2}\delta_{\sigma_3\sigma_4}t_0^2 + t_0\Delta_{ij} \cdot (\delta_{\sigma_3\sigma_4}\sigma_{\sigma_1\sigma_2} - \delta_{\sigma_1\sigma_2}\sigma_{\sigma_3\sigma_4}) - (\Delta_{ij} \cdot \sigma_{\sigma_1\sigma_2})(\Delta_{ji} \cdot \sigma_{\sigma_3\sigma_4}) \right] \mathcal{M}(\alpha_{ij}, \mathbf{U}, \omega, t) \\ &= -\frac{t_0^2}{2} \sum_{\langle i,j \rangle, \sigma, \sigma'} \left(\frac{1}{2}\delta_{\sigma\sigma'} + \mathbf{S}_i \cdot \sigma_{\sigma'\sigma} \right) \left(\frac{1}{2}\delta_{\sigma\sigma'} - \mathbf{S}_j \cdot \sigma_{\sigma\sigma'} \right) \mathcal{M}(\alpha_{ij}, \mathbf{U}, \omega, t) - \\ & \quad - \frac{t_0}{2} \sum_{\langle i,j \rangle, \sigma_1, \sigma_2, \sigma_3, \sigma_4} \left(\frac{1}{2}\delta_{\sigma_1\sigma_4} + \mathbf{S}_i \cdot \sigma_{\sigma_4\sigma_1} \right) \left(\frac{1}{2}\delta_{\sigma_2\sigma_3} - \mathbf{S}_j \cdot \sigma_{\sigma_2\sigma_3} \right) \times \\ & \quad \Delta_{ij} \cdot (\delta_{\sigma_3\sigma_4}\sigma_{\sigma_1\sigma_2} - \delta_{\sigma_1\sigma_2}\sigma_{\sigma_3\sigma_4}) \mathcal{M}(\alpha_{ij}, \mathbf{U}, \omega, t) + \\ & \quad + \frac{1}{2} \sum_{\langle i,j \rangle, \sigma_1, \sigma_2, \sigma_3, \sigma_4} \left(\frac{1}{2}\delta_{\sigma_1\sigma_4} + \mathbf{S}_i \cdot \sigma_{\sigma_4\sigma_1} \right) \left(\frac{1}{2}\delta_{\sigma_2\sigma_3} - \mathbf{S}_j \cdot \sigma_{\sigma_2\sigma_3} \right) \\ & \quad (\Delta_{ij} \cdot \sigma_{\sigma_1\sigma_2})(\Delta_{ji} \cdot \sigma_{\sigma_3\sigma_4}) \mathcal{M}(\alpha_{ij}, \mathbf{U}, \omega, t) = \\ &= \sum_{\langle i,j \rangle} \left(t_0^2 \mathbf{S}_i \cdot \mathbf{S}_j + 2it_0 \Delta_{ij} \cdot \mathbf{S}_i \times \mathbf{S}_j + \sum_{\alpha, \beta} S_i^\alpha (\delta_{\alpha\beta} 2\Delta_{ij}^2 - 4\Delta_{ij}^\alpha \Delta_{ij}^\beta) S_j^\beta \right) \mathcal{M}(\alpha_{ij}, \mathbf{U}, \omega, t) = \\ &= \sum_{\langle i,j \rangle} \{ J_{ij} \mathbf{S}_i \cdot \mathbf{S}_j + \mathbf{D}_{ij} \cdot \mathbf{S}_i \times \mathbf{S}_j + \mathbf{S}_i \Gamma_{ij} \mathbf{S}_j \} \end{aligned}$$

Where we used relations 3.25, 3.26 and 3.27. We have:

$$J_{ij} = t_0^2 \mathcal{M}(\alpha_{ij}, \mathbf{U}, \omega, t) \quad (4.50)$$

$$\mathbf{D}_{ij} = 2it_0 \Delta_{ij} \mathcal{M}(\alpha_{ij}, \mathbf{U}, \omega, t) \quad (4.51)$$

$$\Gamma_{ij}^{\alpha\beta} = (\delta_{\alpha\beta} \Delta_{ij}^2 - 2\Delta_{ij}^\alpha \Delta_{ij}^\beta) \mathcal{M}(\alpha_{ij}, \mathbf{U}, \omega, t) \quad (4.52)$$

We can see that since we only considered NN hopping processes, all the terms in the spin Hamiltonian are renormalized in the same way by the laser field (as in [28]). In order to obtain different dependencies with the field we should consider NNN hopping processes.

4.4 Including next nearest neighbor hopping

In the previous sections we have seen that the second order perturbation effective Hamiltonian will contain the following terms:

- Exchange interaction $J_{ij}\mathbf{S}_i\mathbf{S}_j$, arising from the kinetic hopping - kinetic hopping terms.
- DMI $D_{ij}\mathbf{S}_i \times \mathbf{S}_j$, arising from the kinetic hopping - SOI hopping terms.
- Anisotropic or pseudodipolar interaction $\mathbf{S}_i\mathbf{\Gamma}_{ij}\mathbf{S}_j$, arising from the SOI hopping - SOI hopping terms.

And all these coupling factors will be renormalized by the laser field. This renormalization depends only on the field and the sites i, j , it does not depend on the nature of the interaction. With this in mind we will introduce a model with additional NNN hopping terms:

$$\hat{H} = - \sum_{\langle i,j \rangle, \sigma, \sigma'} (\delta_{\sigma, \sigma'} t_1 + \Delta_{1,ij} \cdot \sigma_{\sigma, \sigma'}) \hat{c}_{i\sigma}^\dagger \hat{c}_{j\sigma'} - \sum_{\langle\langle i,j \rangle\rangle, \sigma, \sigma'} (\delta_{\sigma, \sigma'} t_2 + \Delta_{2,ij} \cdot \sigma_{\sigma, \sigma'}) \hat{c}_{i\sigma}^\dagger \hat{c}_{j\sigma'} + U\hat{D} \quad (4.53)$$

Where sum over next-nearest neighbors is denoted by $\langle\langle ij \rangle\rangle$. This Hamiltonian is the same we studied in section 4.3 plus a NNN hopping and SOI term. The hopping amplitudes thus are:

$$t_{ij}^{\sigma\sigma'} = \begin{cases} (\delta_{\sigma\sigma'} t_1 + \Delta_{1,ij} \cdot \sigma_{\sigma, \sigma'}) & \text{for } i, j \text{ nearest neighbors} \\ (\delta_{\sigma\sigma'} t_2 + \Delta_{2,ij} \cdot \sigma_{\sigma, \sigma'}) & \text{for } i, j \text{ next nearest neighbors} \\ 0 & \text{otherwise} \end{cases} \quad (4.54)$$

The effective Hamiltonian will be the same as in section 4.3, with the corresponding NNN terms. This is because in second order perturbation NN hopping terms do not mix with NNN hopping terms. Thus, the effective spin Hamiltonian will be:

$$\hat{H}_{\text{eff}}(t) = \sum_{\langle i,j \rangle} \{ J_{1,ij} \mathbf{S}_i \cdot \mathbf{S}_j + D_{1,ij} \cdot \mathbf{S}_i \times \mathbf{S}_j + \mathbf{S}_i \mathbf{\Gamma}_{1,ij} \mathbf{S}_j \} + \sum_{\langle\langle i,j \rangle\rangle} \{ J_{2,ij} \mathbf{S}_i \cdot \mathbf{S}_j + D_{2,ij} \cdot \mathbf{S}_i \times \mathbf{S}_j + \mathbf{S}_i \mathbf{\Gamma}_{2,ij} \mathbf{S}_j \} \quad (4.55)$$

Where:

$$J_{n,ij} = t_n^2 \mathcal{M}(\alpha_{ij}, U, \omega, t) \quad (4.56)$$

$$D_{n,ij} = 2it_n \Delta_{n,ij} \mathcal{M}(\alpha_{ij}, U, \omega, t) \quad (4.57)$$

$$\Gamma_{n,ij}^{\alpha\beta} = (\delta_{\alpha\beta} \Delta_{n,ij}^2 - 2\Delta_{n,ij}^\alpha \Delta_{n,ij}^\beta) \mathcal{M}(\alpha_{ij}, U, \omega, t) \quad (4.58)$$

NNN interaction coupling factors will be normalized according to $\mathcal{M}(\alpha_{ij}, U, \omega, t)$, where i, j are NNN sites, whereas NN interaction coupling factors will be normalized according to $\mathcal{M}(\alpha_{ij}, U, \omega, t)$ where i, j are NN sites. Therefore the dependence on the field will differ. For example, if we take the time independent approximation 4.35, and use $\lambda = \pm 1$ for circular polarized light, and $\alpha_{ij} = \pm \frac{\mathcal{E}|\mathbf{R}_{ij}|}{a\sqrt{2}}$, where $\mathcal{E} = \frac{eaE_0}{\omega}$. Then the exchange interaction will be:

$$J_{1,ij} = J_1^0 + t_1^2 \frac{\mathcal{E}^2}{2} \left(\frac{1}{U + \omega} + \frac{1}{U - \omega} \right) = J_1^0 + J_1^0 \frac{\mathcal{E}^2}{2} \left(\frac{1}{1 + \frac{\omega}{U}} + \frac{1}{1 - \frac{\omega}{U}} \right)$$

$$J_{2,ij} = J_2^0 + t_2^2 \frac{3\mathcal{E}^2}{2} \left(\frac{1}{U + \omega} + \frac{1}{U - \omega} \right) = J_2^0 + J_2^0 \frac{3\mathcal{E}^2}{2} \left(\frac{1}{1 + \frac{\omega}{U}} + \frac{1}{1 - \frac{\omega}{U}} \right)$$

Where $J_n^0 = \frac{t_n^2}{U}$ and where we used that $|\mathbf{R}_{ij}| = a$ for NN and $|\mathbf{R}_{ij}| = \sqrt{3}a$ for NNN in a honeycomb lattice. The other coupling factors in 4.57 and 4.58 can be approximated in the same way.

In section 4.5 we will investigate this numerically. The reason why the renormalization differs for NN and NNN spin interactions is that in a hopping process, the electron picks up a phase $e^{ie\mathbf{R}_{ij} \cdot \mathbf{A}(t)}$ (assuming flat field approximation). This phase will be larger for NNN hopping than for NN hopping and this will therefore translate in the corresponding spin interactions.

Next we will show several well-known models which are described by 4.53.

4.4.1 Kane-Mele-Hubbard model

The first model to describe topological insulators was introduced by Kane and Mele [47] to describe quantum spin Hall effect in graphene. In a honeycomb lattice time reversal symmetry and inversion symmetry allow only next-nearest neighbor spin orbit coupling, which is known as intrinsic spin orbit coupling. In these circumstances the system can be modeled by the Kane-Mele-Hubbard model:

$$\hat{H}_{\text{KM}} = -t_1 \sum_{\langle ij \rangle \sigma} \hat{c}_{i\sigma}^\dagger \hat{c}_{j\sigma} + i\Delta \sum_{\langle\langle ij \rangle\rangle \sigma \sigma'} \hat{c}_{i\sigma}^\dagger v_{ij} \sigma_{\sigma\sigma}^z \hat{c}_{j\sigma'} + U \hat{D} \quad (4.59)$$

Where Δ is the intrinsic spin orbit coupling constant. $v_{ij} = \pm 1$ depending on whether the electron traversing from i to j makes a right (+1) or a left turn (-1). This Hamiltonian is described by 4.53 if we set $\Delta_{1,ij} = 0$, $t_2 = 0$ and $\Delta_{2,ij} = -i\Delta v_{ij}\hat{e}_z$. Then, the effective spin model will be:

$$\hat{H}_{\text{KMH}}^{\text{eff}}(t) = \sum_{\langle i,j \rangle} J_{ij} \mathbf{S}_i \cdot \mathbf{S}_j + \sum_{\langle\langle i,j \rangle\rangle} \mathbf{S}_i \mathbf{\Gamma}_{ij} \mathbf{S}_j \quad (4.60)$$

With and:

$$\begin{aligned} J_{ij} &= t_1^2 \mathcal{M}(\alpha_{ij}, \mathbf{U}, \omega, t) \\ \mathbf{\Gamma}_{ij} &= \Delta^2 \text{diag}(-1, -1, 1) \mathcal{M}(\alpha_{ij}, \mathbf{U}, \omega, t) \end{aligned}$$

according to 4.56 and 4.58. Notice that:

$$\mathbf{S}_i \mathbf{\Gamma}_{ij} \mathbf{S}_j = \Delta^2 \mathcal{M}(\alpha_{ij}, \mathbf{U}, \omega, t) \left(S_i^z S_j^z - S_i^x S_j^x - S_i^y S_j^y \right)$$

This describes a type of anisotropic exchange interaction known as XXZ Heisenberg model for next nearest neighbors. Notice that the anisotropic term breaks the SU(2) symmetry of the bare Heisenberg model. The same spin model is obtained in [48] without the laser perturbation, this model has a much richer phase diagram than the $J_1 - J_2$ Heisenberg model [53]. If the laser field is not too strong so that we can assume $\mathcal{M}(\alpha_{ij}, \mathbf{U}, \omega, t) > 0$, then $\Gamma_{ij}^{zz} > 0$. Therefore we see that this interaction favors antiferromagnetic order in the \hat{e}_z direction and ferromagnetic order in the $\hat{e}_x - \hat{e}_y$ plane. The exchange interaction J_{ij} will favor antiferromagnetic order for nearest neighbors, so that next nearest neighbors will tend to be aligned. Therefore, Γ_{ij}^{zz} will compete against J_{ij} in the \hat{e}_z direction. In the $\hat{e}_x - \hat{e}_y$ plane, $\mathbf{\Gamma}_{ij}$ will favor ferromagnetic order between next nearest neighbors, which adds to the effect of J_{ij} . In general the strength of the exchange interaction will be larger and the net effect of $\mathbf{\Gamma}_{ij}$ will be a tilting of the spins towards the $\hat{e}_x - \hat{e}_y$ plane.

4.4.2 Modified Kane-Mele-Hubbard model

As we saw in the previous section the effective Hamiltonian 4.60 does not contain NNN DMI terms. The reason for this is because in the original Hamiltonian $t_2 = 0$. Next we will study the same Hamiltonian adding a finite NNN hopping terms t_2 . In general this is more accurate than imposing $t_2 = 0$, and it can be understood as a second order NN hopping process (the direct NNN hopping integral would usually be much smaller). Our next Hamiltonian is thus:

$$\hat{H} = -t_1 \sum_{\langle i,j \rangle, \sigma} \hat{c}_{i\sigma}^\dagger \hat{c}_{j\sigma} - \sum_{\langle\langle i,j \rangle\rangle, \sigma} (t_2 - i\Delta v_{ij} \sigma_{\sigma, \sigma}^z) \hat{c}_{i\sigma}^\dagger \hat{c}_{j\sigma} + \mathbf{U} \hat{D} \quad (4.61)$$

This corresponds to the case $\Delta_{1,ij} = 0$ and $\Delta_{2,ij} = (0, 0, -iv_{ij}\Delta)$ in 4.53. The Hamiltonian parameters are sketched in Figure 4.1. With this, the effective Hamiltonian will be:

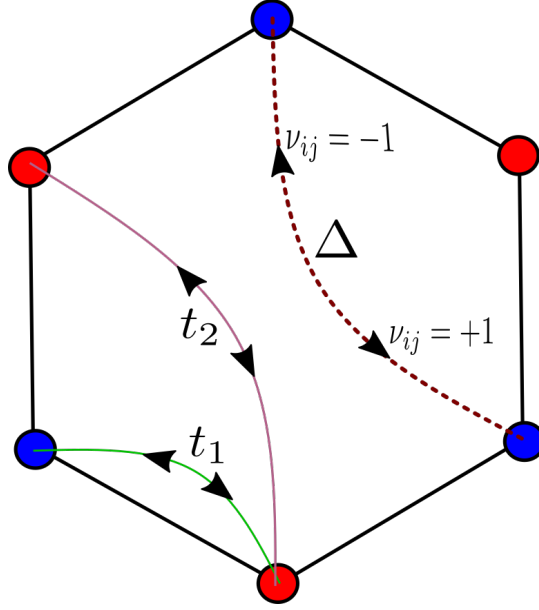


FIGURE 4.1: A honeycomb cell with NN hopping t_1 , NNN hopping t_2 and intrinsic SOI Δ . $v_{ij} = \pm 1$ depending on whether the electron traversing from i to j makes a right (+1) or a left turn (-1).

$$\hat{H}_{\text{eff}}(t) = \sum_{\langle i,j \rangle} J_{1,ij} \mathbf{S}_i \cdot \mathbf{S}_j + \sum_{\langle\langle i,j \rangle\rangle} \{ J_{2,ij} \mathbf{S}_i \cdot \mathbf{S}_j + \mathbf{D}_{2,ij} \cdot \mathbf{S}_i \times \mathbf{S}_j + \mathbf{S}_i \Gamma_{ij} \mathbf{S}_j \} \quad (4.62)$$

Where:

$$\begin{aligned} J_{1,ij} &= t_1^2 \mathcal{M}(\alpha_{ij}, \mathbf{U}, \omega, t) \\ J_{2,ij} &= t_2^2 \mathcal{M}(\alpha_{ij}, \mathbf{U}, \omega, t) \\ \mathbf{D}_{2,ij} &= 2v_{ij} t_2 \Delta \hat{e}_z \mathcal{M}(\alpha_{ij}, \mathbf{U}, \omega, t) \\ \Gamma_{2,ij} &= \Delta^2 \text{diag}(-1, -1, 1) \mathcal{M}(\alpha_{ij}, \mathbf{U}, \omega, t) \end{aligned}$$

Such a Hamiltonian was first proposed by S. A. Owerre to model honeycomb topological magnon insulators [19] [20]. Experimental results regarding topological properties of spin waves in honeycomb ferromagnet CrI_3 can only be understood by considering this Hamiltonian [21]. This model is also relevant for the study of Spin Hall effects of Weyl magnons [54] [55].

Now, a Hamiltonian with the form $\hat{H} = \sum_{\langle i,j \rangle} J_1 \mathbf{S}_i \cdot \mathbf{S}_j + \sum_{\langle\langle i,j \rangle\rangle} J_2 \mathbf{S}_i \cdot \mathbf{S}_j$ is known as the J_1 - J_2 Heisenberg model and in a 2D honeycomb lattice it exhibits Néel order for $J_2 < J_1/6$ and for $J_2 > J_1/6$ spin density waves (SDW) appear [56]. In the presence of DMI alone there will always be SDW in the plane perpendicular to \mathbf{D} [57]. In Hamiltonian 4.62 we expect SDW to appear in the ground state and the SDW wavevector will be determined by a function of the parameters of this model. In the next section we will do a numerical study on how modifying the ratio between NN and NNN spin interaction factors can change the spin state of the system.

4.4.3 Time independent electric field in the NN + NNN Hamiltonian

Now, let us examine the case in which the applied electric field is time independent. In this case the effective Hamiltonian is 4.29, which is the same Hamiltonian obtained when no electric field is applied except for a shift in the intermediate energy by $\pm\omega_0 = e\vec{R}_{ij}\cdot\vec{E}_0$. In this case, if we consider a Hamiltonian such as 4.53, we can follow the same procedure done before: we plug in the hopping amplitudes 4.54 into 4.29 and apply 3.25 to sum over the spin states and obtain the corresponding spin Hamiltonian. We obtain:

$$\hat{H}_{\text{eff}}(t) = \sum_{\langle i,j \rangle^*} \{ J_{1,ij} \mathbf{S}_i \cdot \mathbf{S}_j + \mathbf{D}_{1,ij} \cdot \mathbf{S}_i \times \mathbf{S}_j + \mathbf{S}_i \Gamma_{1,ij} \mathbf{S}_j \} + \sum_{\langle i,j \rangle^*} \{ J_{2,ij} \mathbf{S}_i \cdot \mathbf{S}_j + \mathbf{D}_{2,ij} \cdot \mathbf{S}_i \times \mathbf{S}_j + \mathbf{S}_i \Gamma_{2,ij} \mathbf{S}_j \} \quad (4.63)$$

$\langle i,j \rangle^*$ denotes sum over NN avoiding repeating the same two sites. The coupling factors are:

$$J_{n,ij} = 4 \frac{t_n^2}{U_{ij}^*} \quad (4.64)$$

$$\mathbf{D}_{n,ij} = 8 \frac{t_n i \Delta_{n,ij}}{U_{ij}^*} \quad (4.65)$$

$$\Gamma_{n,ij}^{\alpha\beta} = \frac{4}{U_{ij}^*} (\delta_{\alpha\beta} \Delta_{n,ij}^2 - 2\Delta_{n,ij}^\alpha \Delta_{n,ij}^\beta) \quad (4.66)$$

Where:

$$\frac{1}{U_{ij}^*} = \frac{1}{2} \left(\frac{1}{U - e\vec{R}_{ij} \cdot \vec{E}_0} + \frac{1}{U + e\vec{R}_{ij} \cdot \vec{E}_0} \right) \quad (4.67)$$

We thus see that, again, the effect of a static electric field can be taken into consideration by a renormalization of the onsite interaction U_{ij}^* .

4.5 Numeric results

In this section we will make a short numerical study of the analytic results obtained in the previous sections. Additionally, for the one dimensional spin chain we will show the tilting angle between spins in presence of DMI, θ can be controlled with the laser field.

4.5.1 One dimensional system

We will start with a one dimensional chain with hamiltonian $\hat{H} = \sum_{\langle i,j \rangle} |J_1| \mathbf{S}_i \cdot \mathbf{S}_j - \sum_{\langle\langle i,j \rangle\rangle} v_{ij} |D_2| \hat{e}_z \cdot \mathbf{S}_i \times \mathbf{S}_j$. This approximated Hamiltonian with no NNN exchange interaction is very simple, but in some systems where it has even been observed that $|D_{2,ij}| > |J_{2,ij}|$ [21], therefore it can be a good approximation to disregard $|J_{2,ij}|$ with respect to $|D_{2,ij}|$. We write the absolute values in $|J_1|$ and $|D_2|$ to limit the analysis to the range in which the field does not change the sign of these factors. In this case we can write $\mathbf{S}(r) = S(\cos(kr), \sin(kr), 0)$, where the real number k plays the role of the wavevector, and $\theta = ka - \pi$ is the deviation from the Néel state. This form assumes spiral order, with Néel state being the special case $\theta = 0$ (or $k = \pi$). From now we will use θ instead of k . Then the classical energy per site is given by:

$$\frac{E(\theta)}{2S^2} = -|J_1| \cos(\theta) - |D_2| \sin(2\theta) \quad (4.68)$$

and the energy is minimized for

$$\theta^* = \arcsin \left(\frac{-\frac{J_1}{D_2} + \sqrt{\left(\frac{J_1}{D_2}\right)^2 + 32}}{8} \right) \quad (4.69)$$

i.e. $\theta^* = \theta^*\left(\frac{J_1}{D_2}\right)$. This is the correct minimization for $J_1, D_2 > 0$. Next we will show numerically that the ratio between the NN and NNN parameters, $\frac{J_1}{D_2}$, can be modulated by the intensity of the field, and therefore the field can be used to control the SDW wavevector.

We will use the time average approximation 4.34 so that we can write:

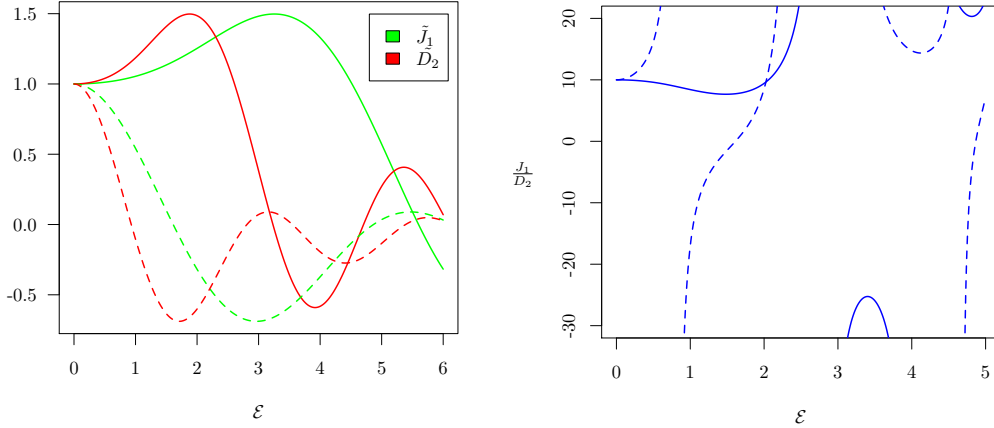
$$J_{1,ij} = J_{1,ij}^0 \sum_n \frac{\mathcal{J}_n(\alpha_{ij})^2}{1 + n \frac{\omega}{U}} \quad (4.70)$$

$$D_{2,ij} = D_{2,ij}^0 \sum_n \frac{\mathcal{J}_n(\alpha_{ij})^2}{1 + n \frac{\omega}{U}} \quad (4.71)$$

Where $D_{2,ij} = \hat{e}_z D_{2,ij}$ and where $J_{1,ij}^0 = J_1^0 = \frac{2t_1^2}{U}$ and $D_{2,ij}^0 = -\frac{4t_2 \Delta v_{ij}}{U}$. Since $\mathcal{J}_n(-x) = (-1)^n \mathcal{J}_n(x)$ the dependance is on $|\alpha_{ij}|$ only. Now, using 4.4, for circularly polarized light we have $|\alpha_{ij}| = \frac{1}{\sqrt{2}} e |\vec{R}_{ij}| \frac{E_0}{\omega} = \frac{1}{\sqrt{2}} e a \frac{E_0}{\omega} \frac{|\vec{R}_{ij}|}{a} = \frac{|\vec{R}_{ij}|}{\sqrt{2}a} \mathcal{E}$, where a is the lattice constant and $\mathcal{E} = \frac{eaE_0}{\omega}$. Now, for $J_{1,ij}$, i and j are NN and so we can write $|\vec{R}_{ij}| = a$, whereas for $D_{2,ij}$, i and j are NNN and so $|\vec{R}_{ij}| = 2a$. Thus:

$$J_{1,ij} = J_1 = J_1^0 \sum_n \frac{\mathcal{J}_n\left(\frac{1}{\sqrt{2}} \mathcal{E}\right)^2}{1 + n \frac{\omega}{U}} \quad (4.72)$$

$$D_{2,ij} = D_{2,ij}^0 \sum_n \frac{\mathcal{J}_n(\sqrt{2} \mathcal{E})^2}{1 + n \frac{\omega}{U}} \quad (4.73)$$



(A) $\frac{J_1}{J_1^0}$ and $\frac{D_2}{D_2^0}$ are plotted as function of ϵ . Similar (B) $\frac{J_1}{D_2}$ is plotted as function of ϵ , it diverges every results are obtained in [26] for J_1 . Solid lines are for time $D_{2,ij}$ changes sign. Solid lines are for $\omega = 4$ and dashed lines are for $\omega = 14$.

In each case the absolute value is independent of i, j . Now, in units $\hbar = t_1 = 1$ we measure energy in units of t_1 and frequency in units of $\frac{t_1}{\hbar}$. Then, for $t_2 = 0.1$, $\Delta = 0.5$, $U = 10$ and $\omega = 4, 14$ we obtain the plots in Figure 4.2a. The ratio $\frac{J_{1,ij}}{D_{2,ij}}$ is plotted in Figure 4.2b. The field can change the sign of J_1 and D_2 for strong amplitudes. Finally, in Figure 4.3 we plot the SDW NN angle θ limited to the case $J_1 > 0$ and $D_2 > 0$.

4.5.2 Two dimensional systems

In a honeycomb lattice described by the effective spin model 4.62 the usual approach is to write:

$$\mathbf{S}_1(\mathbf{r}) = S (\cos(\mathbf{Q} \cdot \mathbf{r}), \sin(\mathbf{Q} \cdot \mathbf{r}), 0) \quad (4.74)$$

$$\mathbf{S}_2(\mathbf{r}) = -S (\cos(\mathbf{Q} \cdot \mathbf{r} + \theta), \sin(\mathbf{Q} \cdot \mathbf{r} + \theta), 0) \quad (4.75)$$

The 1,2 subindex stands for the sublattice. The \hat{e}_z component vanishes in order to minimize the contribution of the pseudodipolar interaction. Let $Q_a = \mathbf{Q}\hat{\mathbf{a}}$ and $Q_b = \mathbf{Q}\hat{\mathbf{b}}$, where $\hat{\mathbf{a}}$ and $\hat{\mathbf{b}}$ are the primitive cell vectors. Then, the classical energy per spin is given by:

$$\begin{aligned} \frac{E}{NS^2} = & -\frac{J_1}{2} (\cos(\theta) + \cos(\theta - Q_a - Q_b) + \cos(\theta - Q_b)) + \\ & + (J_2 - \Gamma) (\cos(Q_a) + \cos(Q_b) + \cos(Q_a + Q_b)) + \\ & + D_2 (\sin(Q_a) + \sin(Q_b) + \sin(Q_a + Q_b)) \end{aligned} \quad (4.76)$$

Notice that when the spins are constrained in the \hat{e}_x, \hat{e}_y plane, the anisotropic interaction $\mathbf{S}_i \Gamma_{ij} \mathbf{S}_j$ becomes a ferromagnetic interaction. The minimization of this energy

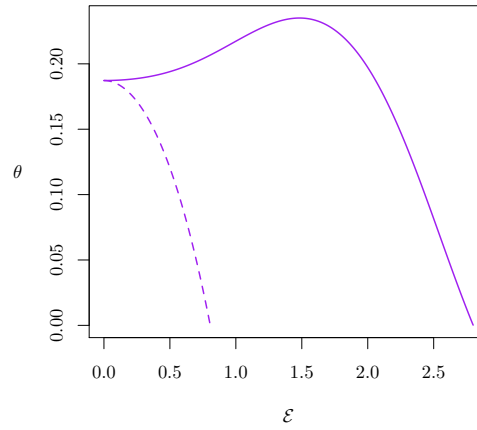


FIGURE 4.3: The spin wave density NN angle θ as a function of \mathcal{E} . The field modifies the ratio $\frac{J_1}{D_{2,ij}}$ thus modifying the wave vector. Solid lines are for $\omega = 4$ and dashed lines are for $\omega = 14$.

will lead to an involved phase diagram in the J_1, J_2, D_2, Γ_2 space (or equivalently, in the t_1, t_2, Δ space). We will not attempt to describe this phase diagram. However, as we have shown in the one dimensional case, by modulating the laser amplitude we can control the ratio between the NN and NNN coupling factors, and thus the parameters Q and θ of the system state.

Chapter 5

Spin wave theory of antiferromagnets

In this Chapter we will study the magnon dispersion for the effective spin Hamiltonian obtained in the last two Chapters. The standard way of doing this is to use the Holstein-Primakoff transformation [58, 59], which maps S-spin operators on a lattice to bosonic creation/annihilation operators. The linear approximation of this transformation leads to a bosonic Hamiltonian which can be diagonalized to obtain the magnon dispersion relation. Keeping higher order terms in this transformation is also useful to study scattering effects between magnons.

We will start studying the simplest model of spin interaction, the Heisenberg model. In the following sections we will add terms such as the DMI and the anisotropic NNN term derived in 4.62.

5.1 Heisenberg antiferromagnet

We will start with the Heisenberg antiferromagnet:

$$\hat{H} = J \sum_{\langle ij \rangle} \mathbf{S}_i \cdot \mathbf{S}_j \quad (5.1)$$

In order to obtain the magnon Hamiltonian for this model we introduce the antiferromagnet Holstein-Primakoff transformation:

$$S_{Ai}^+ = \sqrt{2S - \hat{a}_i^\dagger \hat{a}_i} \hat{a}_i \quad (5.2)$$

$$S_{Ai}^- = \hat{a}_i^\dagger \sqrt{2S - \hat{a}_i^\dagger \hat{a}_i} \quad (5.3)$$

$$S_{Ai}^z = S - \hat{a}_i^\dagger \hat{a}_i \quad (5.4)$$

$$S_{Bj}^+ = \hat{b}_j^\dagger \sqrt{2S - \hat{b}_j^\dagger \hat{b}_j} \quad (5.5)$$

$$S_{Bj}^- = \sqrt{2S - \hat{b}_j^\dagger \hat{b}_j} \hat{b}_j \quad (5.6)$$

$$S_{Bj}^z = -S + \hat{b}_j^\dagger \hat{b}_j \quad (5.7)$$

Where A and B denote two Néel sublattices and \hat{a}_i, \hat{b}_i are bosonic annihilation operators. In the large- S limit we approximate $\sqrt{2S - \hat{a}_i^\dagger \hat{a}_i} \approx \sqrt{2S}$. Then, the exchange term becomes:

$$\mathbf{S}_i \cdot \mathbf{S}_j = S_i^z S_j^z + \frac{1}{2} (S_i^+ S_j^- + S_i^- S_j^+) = S (\hat{a}_i^\dagger \hat{a}_i + \hat{b}_j^\dagger \hat{b}_j + \hat{a}_i \hat{b}_j + \hat{a}_i^\dagger \hat{b}_j^\dagger) - \hat{a}_i^\dagger \hat{a}_i \hat{b}_j^\dagger \hat{b}_j - S^2$$

Now the S^2 term is a constant that lowers the energy of the antiferromagnet. The term $\hat{a}_i^\dagger \hat{a}_i \hat{b}_j^\dagger \hat{b}_j$ is zeroth order in S and therefore neglected. We can rewrite the sum over NN as:

$$\sum_{\langle ij \rangle} = 2 \sum_{i \in A \delta} \quad (5.8)$$

Where δ are the NN vectors. Using this, and the Fourier relations:

$$\hat{a}_i^\dagger = \frac{1}{\sqrt{N}} \sum_k e^{ik \cdot r_i} \hat{a}_k^\dagger \quad (5.9)$$

$$\hat{b}_j^\dagger = \frac{1}{\sqrt{N}} \sum_k e^{ik \cdot r_j} \hat{b}_k^\dagger \quad (5.10)$$

Where the sum is over k in the first Brillouin zone. Using these relations, together with $\sum_i e^{i(k-k') \cdot r_i} = \delta_{k,k'}$ and denoting the number of sites by N and the number of nearest neighbors by z , we find:

$$\hat{H} = -S^2 J N z + 2JS \sum_{k\delta} (\hat{a}_k^\dagger \hat{a}_k + \hat{b}_k^\dagger \hat{b}_k + e^{ik \cdot \delta} \hat{a}_k \hat{b}_{-k} + e^{-ik \cdot \delta} \hat{a}_k^\dagger \hat{b}_{-k}^\dagger) \quad (5.11)$$

At this point it is common to define $\gamma_k = \sum_\delta e^{ik \cdot \delta}$. Using $\delta_1 = \frac{a_0}{2}(1, \sqrt{3})$, $\delta_2 = \frac{a_0}{2}(1, -\sqrt{3})$, $\delta_3 = a_0(-1, 0)$ (see Fig 5.1) and taking $a_0 = 1$, we can write this as:

$$\gamma_k = 2e^{\frac{i}{2}k_x} \cos\left(\frac{\sqrt{3}}{2}k_y\right) + e^{-ik_x} \quad (5.12)$$

Then denoting $z = \sum_\delta$ we get:

$$\hat{H} = -S^2 J N z + 2JS \sum_k \left\{ z (\hat{a}_k^\dagger \hat{a}_k + \hat{b}_{-k}^\dagger \hat{b}_{-k}) + \gamma_k \hat{a}_k \hat{b}_{-k} + \gamma_{-k} \hat{a}_k^\dagger \hat{b}_{-k}^\dagger \right\} \quad (5.13)$$

Which can be written in matrix form as:

$$\hat{H}_k = 2JS \begin{pmatrix} z & \gamma_k \\ \gamma_{-k} & z \end{pmatrix} \quad (5.14)$$

Acting on the spinor $\Psi_k = (\hat{a}_k, \hat{b}_{-k}^\dagger)^T$. That is, $\hat{H} = -S^2 J N z + \sum_k \Psi_k \hat{H}_k \Psi_k^\dagger$. In order to diagonalize this Hamiltonian we introduce the Bogoliubov transformation:

$$\begin{pmatrix} \hat{\alpha}_k \\ \hat{\beta}_k \end{pmatrix} = \begin{pmatrix} u_k & v_k^* \\ v_k & u_k^* \end{pmatrix} \begin{pmatrix} \hat{a}_k \\ \hat{b}_{-k}^\dagger \end{pmatrix} \quad (5.15)$$

Where u_k and v_k are complex functions satisfying $|u_k|^2 - |v_k|^2 = 1$ in order to preserve the bosonic commutation relations. The inverse transformation is given by:

$$\begin{pmatrix} \hat{a}_k \\ \hat{b}_{-k}^\dagger \end{pmatrix} = \begin{pmatrix} u_k^* & -v_k^* \\ -v_k & u_k \end{pmatrix} \begin{pmatrix} \hat{\alpha}_k \\ \hat{\beta}_k \end{pmatrix} \quad (5.16)$$

Inserting this in 5.13 and ignoring constant terms we get:

$$\begin{aligned} \hat{H} = & -S^2 J N z + 2JS \sum_k \left\{ (\hat{\alpha}_k^\dagger \hat{\alpha}_k + \hat{\beta}_k^\dagger \hat{\beta}_k) (z(|u_k|^2 + |v_k|^2) - \gamma_k u_k^* v_k^* - \gamma_{-k} u_k v_k) + \right. \\ & + \hat{\alpha}_k^\dagger \hat{\beta}_k^\dagger (-2z u_k v_k^* + \gamma_k (v_k^*)^2 + \gamma_{-k} u_k^2) + \hat{\alpha}_k \hat{\beta}_k (-2z u_k^* v_k + \gamma_k (u_k^*)^2 + \gamma_{-k} v_k^2) + \\ & \left. + (2z |v_k|^2 - \gamma_k u_k^* v_k^* - \gamma_{-k} u_k v_k) \right\} \end{aligned} \quad (5.17)$$

Therefore, in order to erase the non diagonal terms we impose:

$$-2z u_k v_k^* + \gamma_k (v_k^*)^2 + \gamma_{-k} u_k^2 = 0 \quad (5.18)$$

Notice that for the $\hat{\beta}_k^\dagger \hat{\alpha}_k$ term $-2z u_k^* v_k + \gamma_k (u_k^*)^2 + \gamma_{-k} v_k^2 = 0$ is the same equation. This, together with $|u_k|^2 - |v_k|^2 = 1$ determines u_k and v_k . To see this, first notice that an overall phase in both u_k and v_k leads to the same physical state. We can use this fact to impose that v_k is real, and we can use $|u_k|^2 - |v_k|^2 = 1$ to parametrize u_k and v_k in the following way:

$$u_k = \cosh\left(\frac{\theta_k}{2}\right) e^{i\zeta_k} \quad (5.19)$$

$$v_k = \sinh\left(\frac{\theta_k}{2}\right) \quad (5.20)$$

Where θ_k and ζ_k are real functions to be determined. Introducing these relations in 5.18:

$$-z \sinh(\theta_k) + \gamma_k e^{-i\zeta_k} \frac{\cosh(\theta_k) - 1}{2} + \gamma_{-k} e^{i\zeta_k} \frac{\cosh(\theta_k) + 1}{2} = 0 \quad (5.21)$$

By taking ζ_k to be the phase of γ_k , i.e. $\gamma_k = |\gamma_k| e^{i\zeta_k}$ we get a real equation on θ_k . Altogether we find:

$$\gamma_k = |\gamma_k| e^{i\xi_k} \quad (5.22)$$

$$\tanh(\theta_k) = \frac{|\gamma_k|}{z} \quad (5.23)$$

This erases the non diagonal terms in 5.17 leading to a diagonal term:

$$z \cosh(\theta_k) - |\gamma_k| \sinh(\theta_k) = \sqrt{z^2 - |\gamma_k|^2} \quad (5.24)$$

With this, we can rewrite 5.17 as:

$$\begin{aligned} \hat{H} &= -S^2 JNz + 2JS \sum_k \left(\hat{\alpha}_k^\dagger \hat{\alpha}_k + \hat{\beta}_k^\dagger \hat{\beta}_k + 1 \right) \epsilon_k + 2JS \sum_k z (|v_k|^2 - |u_k|^2) = \\ &= E_0 + \sum_k \left(\hat{\alpha}_k^\dagger \hat{\alpha}_k + \hat{\beta}_k^\dagger \hat{\beta}_k \right) \end{aligned} \quad (5.25)$$

Where we used $\sum_k = \frac{N}{2}$ and where $\epsilon_k = 2JS \sqrt{z^2 - |\gamma_k|^2}$. The ground state energy of this magnon Hamiltonian is:

$$E_0 = -JNz(S^2 + S) + \sum_k \epsilon_k \quad (5.26)$$

Note that the classical ground energy of 5.1 is $E_{cl} = -JNzS^2$, whereas the ground state that we obtained is lowered by:

$$\Delta E = -JNzS + \sum_k \epsilon_k = 2JS \sum_k \left(\sqrt{z^2 - |\gamma_k|^2} - z \right) \quad (5.27)$$

Which is indeed negative since the terms in the sum are always negative. This term represents quantum corrections to the classical ground energy E_{cl} . Note that the fact that the quantum corrections lower the energy of the classical ground state means that the classical ground state (Néel order) is not an eigenstate of the Heisenberg Hamiltonian.

5.2 Adding DMI

Let's now consider

$$\hat{H} = J \sum_{\langle ij \rangle} \mathbf{S}_i \cdot \mathbf{S}_j + D \sum_{\langle\langle ij \rangle\rangle} v_{ij} \hat{e}_z \cdot \mathbf{S}_i \times \mathbf{S}_j \quad (5.28)$$

The NNN DMI term will couple spins within the same sublattice. Using the HP transformation:

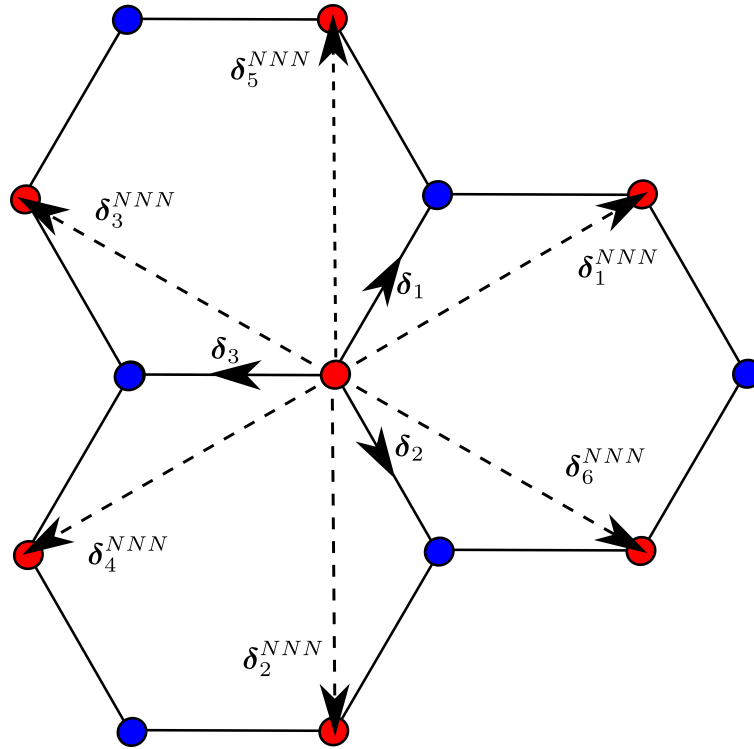


FIGURE 5.1: NN vectors δ_a and NNN vectors δ_a^{NNN} . Red and blue denote sites of sublattices A and B respectively.

$$\hat{e}_2 \mathbf{S}_i \times \mathbf{S}_j = \frac{i}{2} (S_i^+ S_j^- - S_i^- S_j^+) = \begin{cases} iS(\hat{a}_j^\dagger \hat{a}_i - \hat{a}_i^\dagger \hat{a}_j), & \text{for } (i, j) \in A \\ iS(\hat{b}_i^\dagger \hat{b}_j - \hat{b}_j^\dagger \hat{b}_i), & \text{for } (i, j) \in B \end{cases} \quad (5.29)$$

Now we will make the sum over NNN in the following way:

$$\sum_{\langle\langle ij \rangle\rangle} = \sum_{i \in A \delta^{NNN}} + \sum_{i \in B \delta^{NNN}} \quad (5.30)$$

Where δ^{NNN} are the NNN vectors (as depicted in Fig 5.1):

$$\begin{aligned} \delta_1^{NNN} &= \delta_1 - \delta_3 = \frac{1}{2}(3, \sqrt{3}) \\ \delta_2^{NNN} &= \delta_2 - \delta_1 = (0, -\sqrt{3}) \\ \delta_3^{NNN} &= \delta_3 - \delta_2 = \frac{1}{2}(-3, \sqrt{3}) \\ \delta_4^{NNN} &= -\delta_1^{NNN} = -\frac{1}{2}(3, \sqrt{3}) \\ \delta_5^{NNN} &= -\delta_2^{NNN} = (0, \sqrt{3}) \\ \delta_6^{NNN} &= -\delta_3^{NNN} = \frac{1}{2}(3, -\sqrt{3}) \end{aligned}$$

Notice that with these definitions, if i is a site on the A sublattice, $v_{i, i+\delta_a^{NNN}} = +1$ for $a = 1, 2, 3$ and $v_{i, i+\delta_a^{NNN}} = -1$ for $a = 4, 5, 6$. The opposite relations hold for i in the

B sublattice.

Following the same procedure as before we get an additional magnonic term:

$$D \sum_{\langle ij \rangle} v_{ij} \hat{e}_z \cdot \mathbf{S}_i \times \mathbf{S}_j = 2JS \sum_{\mathbf{k}} \left\{ \Delta_{\mathbf{k}} \hat{a}_{\mathbf{k}}^{\dagger} \hat{a}_{\mathbf{k}} + \Delta_{-\mathbf{k}} \hat{b}_{-\mathbf{k}}^{\dagger} \hat{b}_{-\mathbf{k}} \right\} \quad (5.31)$$

Where $\Delta_{\mathbf{k}} = \frac{D}{2J} \sum_{\delta^{NNN}} v_{i,i+\delta} (e^{i\mathbf{k} \cdot \delta} - e^{-i\mathbf{k} \cdot \delta})$, for i in the A sublattice. This can be rewritten as:

$$\Delta_{\mathbf{k}} = -\frac{2D}{J} \left\{ \sin(\delta_1^{NNN} \cdot \mathbf{k}) + \sin(\delta_2^{NNN} \cdot \mathbf{k}) + \sin(\delta_3^{NNN} \cdot \mathbf{k}) \right\} \quad (5.32)$$

Note that $\Delta_{\mathbf{k}} = -\Delta_{-\mathbf{k}}$. The full magnonic Hamiltonian now is:

$$\hat{H} = -S^2 J N z + 2JS \sum_{\mathbf{k}} \left\{ \hat{a}_{\mathbf{k}}^{\dagger} \hat{a}_{\mathbf{k}}(z + \Delta_{\mathbf{k}}) + \hat{b}_{-\mathbf{k}}^{\dagger} \hat{b}_{-\mathbf{k}}(z - \Delta_{\mathbf{k}}) + \gamma_{\mathbf{k}} \hat{a}_{\mathbf{k}} \hat{b}_{-\mathbf{k}} + \gamma_{-\mathbf{k}} \hat{a}_{\mathbf{k}}^{\dagger} \hat{b}_{-\mathbf{k}}^{\dagger} \right\} \quad (5.33)$$

Or:

$$\hat{H}_{\mathbf{k}} = 2JS \begin{pmatrix} z + \Delta_{\mathbf{k}} & \gamma_{\mathbf{k}} \\ \gamma_{-\mathbf{k}} & z - \Delta_{\mathbf{k}} \end{pmatrix} \quad (5.34)$$

In this case, applying the transformation 5.15 leads to the same condition for the coefficients $u_{\mathbf{k}}$ and $v_{\mathbf{k}}$, leading to:

$$\begin{aligned} \hat{H} = & -S^2 J N z + 2JS \sum_{\mathbf{k}} \left\{ \hat{a}_{\mathbf{k}}^{\dagger} \hat{a}_{\mathbf{k}} \left(|u_{\mathbf{k}}|^2 (z + \Delta_{\mathbf{k}}) + |v_{\mathbf{k}}|^2 (z - \Delta_{\mathbf{k}}) - \gamma_{\mathbf{k}} u_{\mathbf{k}}^* v_{\mathbf{k}}^* - \gamma_{-\mathbf{k}} u_{\mathbf{k}} v_{\mathbf{k}} \right) + \right. \\ & + \hat{\beta}_{\mathbf{k}}^{\dagger} \hat{\beta}_{\mathbf{k}} \left(|u_{\mathbf{k}}|^2 (z - \Delta_{\mathbf{k}}) + |v_{\mathbf{k}}|^2 (z + \Delta_{\mathbf{k}}) - \gamma_{\mathbf{k}} u_{\mathbf{k}}^* v_{\mathbf{k}}^* - \gamma_{-\mathbf{k}} u_{\mathbf{k}} v_{\mathbf{k}} \right) + \\ & \left. + \left(2|v_{\mathbf{k}}|^2 - \gamma_{\mathbf{k}} u_{\mathbf{k}}^* v_{\mathbf{k}}^* - \gamma_{-\mathbf{k}} u_{\mathbf{k}} v_{\mathbf{k}} \right) \right\} \end{aligned}$$

Where we already took 5.19 and 5.20. The ground state energy E_0 remains the same as in the base Heisenberg model while the excitation modes $\hat{a}_{\mathbf{k}}^{\dagger}$ and $\hat{\beta}_{\mathbf{k}}^{\dagger}$ change in the following way:

$$\hat{H} = E_0 + \sum_{\mathbf{k}} \left(\hat{a}_{\mathbf{k}}^{\dagger} \hat{a}_{\mathbf{k}} \epsilon_{\mathbf{k}}^+ + \hat{\beta}_{\mathbf{k}}^{\dagger} \hat{\beta}_{\mathbf{k}} \epsilon_{\mathbf{k}}^- \right) \quad (5.35)$$

$$\epsilon_{\mathbf{k}}^{\pm} = 2JS \left(\pm \Delta_{\mathbf{k}} + \sqrt{z^2 - |\gamma_{\mathbf{k}}|^2} \right) \quad (5.36)$$

The new term $\pm \Delta_{\mathbf{k}}$ breaks the degeneracy between the α modes and the β modes. In Figure 5.2 we plot the resulting energy dispersion of 5.35. This dispersion relation has already been studied in [60, 61].

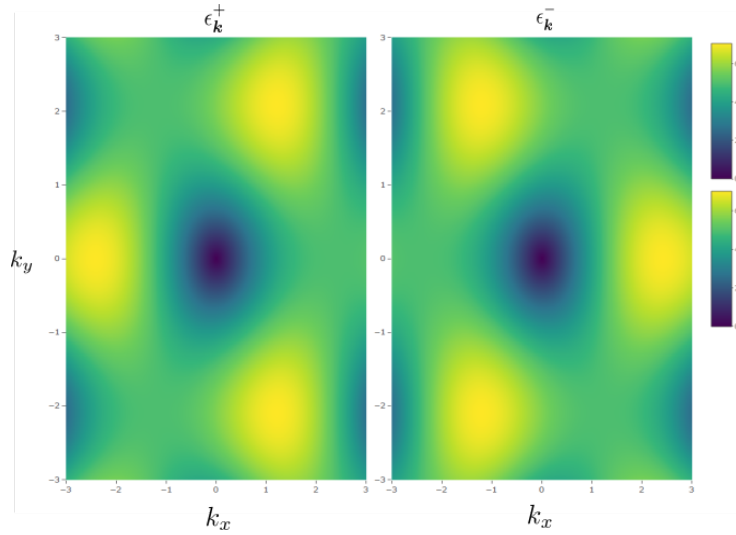


FIGURE 5.2: The energy $\frac{\epsilon_{\mathbf{k}}^{\pm}}{JS}$ obtained for $D = 0.1J$. For simplicity we take $E_0 = 0$.

5.3 NNN exchange

We would like to see how the anisotropic spin interaction derived in 4.62 enters in the magnon Hamiltonian. To this end, we introduce now a term:

$$\sum_{\langle\langle i,j \rangle\rangle} \left\{ \Gamma_{xy}(S_i^x S_j^x + S_i^y S_j^y) + \Gamma_z S_i^z S_j^z \right\} \quad (5.37)$$

Notice that taking $\Gamma_{xy} = -|J_2| - |\Gamma_2|$ and $\Gamma_z = -|J_2| + |\Gamma_2|$ describes the NNN exchange interaction and the NNN anisotropic interaction in 4.62. In terms of bosonic operators we have:

$$\Gamma_{xy}(S_i^x S_j^x + S_i^y S_j^y) + \Gamma_z S_i^z S_j^z = \begin{cases} S\Gamma_{xy}(\hat{a}_i^\dagger \hat{a}_j + \hat{a}_j^\dagger \hat{a}_i) - S\Gamma_z(\hat{a}_i^\dagger \hat{a}_i + \hat{a}_j^\dagger \hat{a}_j), & \text{for } (i,j) \in A \\ S\Gamma_{xy}(\hat{b}_i^\dagger \hat{b}_j + \hat{b}_j^\dagger \hat{b}_i) - S\Gamma_z(\hat{b}_i^\dagger \hat{b}_i + \hat{b}_j^\dagger \hat{b}_j), & \text{for } (i,j) \in B \end{cases} \quad (5.38)$$

Fourier transform leads to:

$$\begin{aligned} \sum_{\langle\langle i,j \rangle\rangle} \left\{ \Gamma_{xy}(S_i^x S_j^x + S_i^y S_j^y) + \Gamma_z S_i^z S_j^z \right\} &= S \sum_{\mathbf{k}} (\Gamma_{xy} \Delta'_k - 4z\Gamma_z) (\hat{a}_k^\dagger \hat{a}_k + \hat{b}_{-\mathbf{k}}^\dagger \hat{b}_{-\mathbf{k}}) = \\ &= 2JS \sum_{\mathbf{k}} \tilde{\Gamma}_k (\hat{a}_k^\dagger \hat{a}_k + \hat{b}_{-\mathbf{k}}^\dagger \hat{b}_{-\mathbf{k}}) \end{aligned}$$

Where we defined:

$$\begin{aligned} \Delta'_k &= \sum_{\delta^{NNN}} \left(e^{i\mathbf{k} \cdot \delta^{NNN}} + e^{-i\mathbf{k} \cdot \delta^{NNN}} \right) = 4 \left\{ \cos(\delta_1^{NNN} \cdot \mathbf{k}) + \cos(\delta_2^{NNN} \cdot \mathbf{k}) + \cos(\delta_3^{NNN} \cdot \mathbf{k}) \right\} \\ \tilde{\Gamma}_k &= \frac{1}{2J} (\Gamma_{xy} \Delta'_k - 4z\Gamma_z) \end{aligned}$$

Therefore, now:

$$\hat{H}_k = 2JS \begin{pmatrix} z + \Delta_k + \tilde{\Gamma}_k & \gamma_k \\ \gamma_{-k} & z - \Delta_{-k} + \tilde{\Gamma}_k \end{pmatrix} \quad (5.39)$$

This is the same as 5.34 if we replace $z \rightarrow z + \tilde{\Gamma}_k$, therefore the magnon Hamiltonian is:

$$\hat{H} = E_0 + \sum_k \left(\hat{\alpha}_k^\dagger \hat{\alpha}_k \epsilon_k^+ + \hat{\beta}_k^\dagger \hat{\beta}_k \epsilon_k^- \right) \quad (5.40)$$

$$\epsilon_k^\pm = 2JS \left(\pm \Delta_k + \sqrt{(z + \tilde{\Gamma}_k)^2 - |\gamma_k|^2} \right) \quad (5.41)$$

This concludes our discussion of the magnons in the models derived in the last Chapter. The main difference of the magnonic Hamiltonian of a Kane-Mele system with a simple Heisenberg interaction is that the $\hat{\alpha}_k^\dagger$ and $\hat{\beta}_k^\dagger$ modes have non degenerate spectrum. This is arising from the addition of DMI in the model which breaks the symmetry of the system.

Appendix A

Crystal structure and reciprocal lattice

Here we will introduce some notation. The Bravais lattice in a crystal is the lattice generated by the primitive translations \mathbf{a}_μ :

$$\mathbf{R} = \sum_{\mu=1}^3 m_\mu \mathbf{a}_\mu \quad (\text{A.1})$$

Where m_μ are integers. The volume of the unit cell is $v = \mathbf{a}_1 \cdot (\mathbf{a}_2 \times \mathbf{a}_3)$. The crystal volume is $V = Nv$ where $N = L_1L_2L_3$ is the number of lattice sites. The primitive translations in the reciprocal lattice are defined as $\mathbf{b}_1 = \frac{2\pi}{v} \mathbf{a}_2 \times \mathbf{a}_3$, etc. With this notation the first Brillouin zone is:

$$\mathbf{k} = \sum_{\mu=1}^3 \kappa_\mu \mathbf{b}_\mu \quad (\text{A.2})$$

Where $\kappa_\mu = \frac{v_\mu}{L_\mu}$, $-\frac{L_\mu}{2} + 1 \leq v_\mu \leq \frac{L_\mu}{2}$ so that, $-\frac{1}{2} < \kappa_\mu \leq \frac{1}{2}$.

In the case of a cubic lattice we have $|\mathbf{a}_\mu| = a$ and $|\mathbf{b}_\mu| = \frac{2\pi}{a}$ and the vectors of the first Brillouin zone have components $k_\mu = \frac{2\pi v_\mu}{aL}$.

In the next chapters we will also consider the two dimensional honeycomb lattice. For this lattice we can choose the primitive translations to be:

$$\mathbf{a}_1 = \frac{a_0}{2} (3, \sqrt{3}) \quad (\text{A.3})$$

$$\mathbf{a}_2 = \frac{a_0}{2} (3, -\sqrt{3}) \quad (\text{A.4})$$

Where a_0 is the atom-atom distance (in the case of graphene $a_0 = 1.42$). Each unit cell contains two atoms, dividing the lattice into two sublattices, usually denoted A and B. The reciprocal lattice is defined by the vectors:

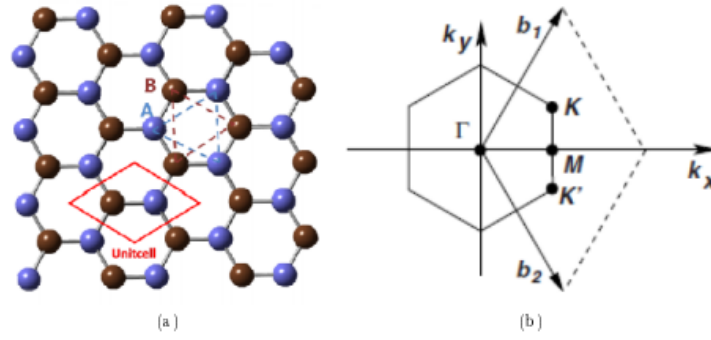


FIGURE A.1: Image from a web source. In Fig. (a) the unit cell is sketched and the sublattices A and B are shown in blue and red respectively. In Fig. (b) the reciprocal lattice is shown, together with the high symmetry points K , M and K' .

$$\mathbf{b}_1 = \frac{2\pi}{3a_0} (1, \sqrt{3}) \quad (\text{A.5})$$

$$\mathbf{b}_2 = \frac{2\pi}{3a_0} (1, -\sqrt{3}) \quad (\text{A.6})$$

These two vectors also span an hexagonal structure. The vectors connecting an atom in the A sublattice to its B sublattice nearest neighbors are:

$$\mathbf{R}_1^A = \frac{a_0}{2} (1, \sqrt{3}) \quad (\text{A.7})$$

$$\mathbf{R}_2^A = \frac{a_0}{2} (1, -\sqrt{3}) \quad (\text{A.8})$$

$$\mathbf{R}_3^A = a_0 (-1, 0) \quad (\text{A.9})$$

The vectors connecting an atom in the B sublattice to its A sublattice nearest neighbors are just $\mathbf{R}_i^B = -\mathbf{R}_i^A$

Appendix B

Peierls Substitution

In first quantization we can introduce a vector potential $A(\mathbf{r}, t)$ by changing the Hamiltonian of the lattice 3.3 to:

$$\hat{H}'(\mathbf{r}) = \frac{(\mathbf{p} - e\mathbf{A})^2}{2m} + U(\mathbf{r}) \quad (\text{B.1})$$

Now the Bloch functions defined for 3.3 will not be eigenfunctions of this Hamiltonian. We define a new set of Wannier functions in terms of those defined in 3.6, and obtain the new Bloch functions.

$$\psi'_{\mathbf{R}}(\mathbf{r}) = e^{i\frac{e}{\hbar} \int_{\mathbf{R}}^{\mathbf{r}} d\mathbf{r}' \cdot \mathbf{A}(\mathbf{r}', t)} \psi_{\mathbf{R}}(\mathbf{r}) \quad (\text{B.2})$$

$$\phi'_{\mathbf{k}}(\mathbf{r}) = \frac{1}{\sqrt{M}} \sum_{\mathbf{R}} e^{-i\mathbf{k} \cdot \mathbf{R}} \psi'_{\mathbf{R}}(\mathbf{r}) = \frac{1}{\sqrt{M}} \sum_{\mathbf{R}} e^{-i\mathbf{k} \cdot \mathbf{R}} e^{i\frac{e}{\hbar} \int_{\mathbf{R}}^{\mathbf{r}} d\mathbf{r}' \cdot \mathbf{A}(\mathbf{r}', t)} \psi_{\mathbf{R}}(\mathbf{r}) \quad (\text{B.3})$$

Where we omitted the band number. The action of the new Hamiltonian is greatly simplified:

$$\begin{aligned} \hat{H}'(\mathbf{r})\psi'_{\mathbf{R}}(\mathbf{r}) &= \left[\frac{(\mathbf{p} - e\mathbf{A})^2}{2m} + U(\mathbf{r}) \right] e^{i\frac{e}{\hbar} \int_{\mathbf{R}}^{\mathbf{r}} d\mathbf{r}' \cdot \mathbf{A}(\mathbf{r}', t)} \psi_{\mathbf{R}}(\mathbf{r}) = \\ &= e^{i\frac{e}{\hbar} \int_{\mathbf{R}}^{\mathbf{r}} d\mathbf{r}' \cdot \mathbf{A}(\mathbf{r}', t)} \left[\frac{(\mathbf{p} - i\hbar \nabla_{\mathbf{r}} (i\frac{e}{\hbar} \int_{\mathbf{R}}^{\mathbf{r}} d\mathbf{r}' \cdot \mathbf{A}(\mathbf{r}', t)) - e\mathbf{A})^2}{2m} + U(\mathbf{r}) \right] = \\ &= e^{i\frac{e}{\hbar} \int_{\mathbf{R}}^{\mathbf{r}} d\mathbf{r}' \cdot \mathbf{A}(\mathbf{r}', t)} \left[\frac{\mathbf{p}^2}{2m} + U(\mathbf{r}) \right] \psi_{\mathbf{R}}(\mathbf{r}) = e^{i\frac{e}{\hbar} \int_{\mathbf{R}}^{\mathbf{r}} d\mathbf{r}' \cdot \mathbf{A}(\mathbf{r}', t)} \hat{H}(\mathbf{r})\psi_{\mathbf{R}}(\mathbf{r}) \end{aligned}$$

And so, the matrix elements as in the case without field except for a phase:

$$t_{ij}(t) = \langle \psi'_{\mathbf{R}_i} | \hat{H}'(\mathbf{r}) | \psi'_{\mathbf{R}_j} \rangle = e^{i\frac{e}{\hbar} \int_{\mathbf{R}_j}^{\mathbf{R}_i} d\mathbf{r}' \cdot \mathbf{A}(\mathbf{r}', t)} \langle \psi_{\mathbf{R}_i} | \hat{H}(\mathbf{r}) | \psi_{\mathbf{R}_j} \rangle \quad (\text{B.4})$$

When the field can be approximated as constant along the lattice we have: $e^{i\frac{e}{\hbar} \int_{\mathbf{R}_j}^{\mathbf{R}_i} d\mathbf{r}' \cdot \mathbf{A}(\mathbf{r}', t)} = e^{i\frac{e}{\hbar} (\mathbf{R}_i - \mathbf{R}_j) \cdot \mathbf{A}(t)}$.

Notice that this substitution also applies if we add a Rashba Spin-Orbit interaction term to **B.1**, i.e., if $\hat{H}'(\mathbf{r}) = \frac{(\mathbf{p}-e\mathbf{A})^2}{2m} + U(\mathbf{r}) + \alpha_R \hat{e}_z \cdot (\hat{\boldsymbol{\sigma}} \times (\mathbf{p} - e\mathbf{A}))$, then

$$\begin{aligned} \alpha_R \hat{e}_z \cdot (\hat{\boldsymbol{\sigma}} \times (\mathbf{p} - e\mathbf{A})) \psi'_R &= \alpha_R (\hat{\sigma}_x (\hat{p}_y - eA) - \hat{\sigma}_y (\hat{p}_x - eA)) e^{i\frac{e}{\hbar} \int_R^r dr' \cdot A(r',t)} \psi_R = \\ &= e^{i\frac{e}{\hbar} \int_R^r dr' \cdot A(r',t)} \alpha_R \hat{e}_z \cdot \hat{\boldsymbol{\sigma}} \times \mathbf{p} \psi_R \end{aligned}$$

Therefore relation **B.4** still holds.

Appendix C

Identities

Let $Z(t)$ be an operator dependent on the parameter t . Then:

$$\begin{aligned}
 d_t e^Z &= d_t \sum_{n=0}^{\infty} \frac{1}{n!} Z^n = \sum_{n=0}^{\infty} \sum_{m=0}^{n-1} \frac{1}{n!} Z^m \frac{\partial Z}{\partial t} Z^{n-m-1} = \\
 &= \sum_{m=0}^{\infty} \sum_{p=0}^{\infty} \frac{1}{(m+p+1)!} Z^m \frac{\partial Z}{\partial t} Z^p = \sum_{m=0}^{\infty} \sum_{p=0}^{\infty} \frac{m!p!}{(m+p+1)!} \frac{Z^m}{m!} \frac{\partial Z}{\partial t} \frac{Z^p}{p!} = \\
 &= \sum_{m=0}^{\infty} \sum_{p=0}^{\infty} \int_0^1 dx x^m (1-x)^p \frac{Z^m}{m!} \frac{\partial Z}{\partial t} \frac{Z^p}{p!} = \int_0^1 dx e^{Zx} \frac{\partial Z}{\partial t} e^{Z(1-x)} = \\
 &= \int_0^1 dx \sum_{n=0}^{\infty} \frac{1}{n!} \left[xZ, \dots, \left[xZ, \frac{\partial Z}{\partial t} \right] \dots \right] e^Z = \sum_{n=0}^{\infty} \frac{1}{(n+1)!} \left[Z, \dots, \left[Z, \frac{\partial Z}{\partial t} \right] \dots \right] e^Z
 \end{aligned}$$

Where we used the Beta function $\int_0^1 dx x^m (1-x)^p = \frac{m!p!}{(m+p+1)!}$ and we also used the Baker-Campbell-Hausdorff expansion for $e^{xZ} \frac{\partial Z}{\partial t} e^{-xZ}$ and $\int_0^1 x^n = \frac{1}{n+1}$. Therefore we proved:

$$d_t e^Z = \sum_{n=0}^{\infty} \frac{1}{(n+1)!} \left[Z, \dots, \left[Z, \frac{\partial Z}{\partial t} \right] \dots \right] e^Z = \sum_{n=0}^{\infty} \frac{1}{(n+1)!} \text{ad}_Z^n \left(\frac{\partial Z}{\partial t} \right) e^Z \quad (\text{C.1})$$

Where $\text{ad}_A(B) = [A, B]$.

Appendix D

Tight binding model in the honeycomb lattice

Graphene, as a representative two dimensional solid with honeycomb lattice structure has some interesting electrical properties induced by its lattice structure. Graphene is a zero gap semiconductor, meaning that its conduction and valence bands touch each other at the K points in the momentum space. Around these points the electrons have a linear dispersion relation, resembling that of massless Dirac fermions. In the following we will show this in detail.

Using the same notation introduced in [A](#) we can introduce the fermionic operators \hat{a}_i^\dagger and \hat{b}_j^\dagger which create an electron on the A and B site respectively, at position R_i or R_j . Then, the tight binding Hamiltonian considering only NN hopping is:

$$\hat{H} = -t \sum_{i \in A} \sum_{\delta} (\hat{a}_i^\dagger \hat{b}_{i+\delta} + \hat{b}_{i+\delta}^\dagger \hat{a}_i) \quad (\text{D.1})$$

Where i labels sites in sublattice A and δ are the NN vectors, we make an abuse of notation by summing $i + \delta$ referring, of course, to the site at position $R_i + \delta$. In order to diagonalize this Hamiltonian we change to momentum space:

$$\hat{a}_i^\dagger = \frac{1}{\sqrt{N}} \sum_{\mathbf{k}} e^{i\mathbf{k} \cdot \mathbf{r}_i} \hat{a}_{\mathbf{k}}^\dagger \quad (\text{D.2})$$

$$\hat{b}_j^\dagger = \frac{1}{\sqrt{N}} \sum_{\mathbf{k}} e^{i\mathbf{k} \cdot \mathbf{r}_j} \hat{b}_{\mathbf{k}}^\dagger \quad (\text{D.3})$$

Then [D.1](#) reads:

$$\begin{aligned} \hat{H} &= -\frac{t}{N} \sum_{i \in A} \sum_{\delta} \sum_{\mathbf{k}\mathbf{k}'} e^{i(\mathbf{k}-\mathbf{k}') \cdot \mathbf{r}_i} e^{-i\mathbf{k}' \cdot \delta} \hat{a}_{\mathbf{k}}^\dagger \hat{b}_{\mathbf{k}'} + e^{i(\mathbf{k}'-\mathbf{k}) \cdot \mathbf{r}_i} e^{i\mathbf{k} \cdot \delta} \hat{b}_{\mathbf{k}'}^\dagger \hat{a}_{\mathbf{k}} = \\ &= -t \sum_{\delta} e^{-i\mathbf{k} \cdot \delta} \hat{a}_{\mathbf{k}}^\dagger \hat{b}_{\mathbf{k}} + e^{i\mathbf{k} \cdot \delta} \hat{b}_{\mathbf{k}}^\dagger \hat{a}_{\mathbf{k}} = \sum_{\mathbf{k}} \psi^\dagger(\mathbf{k}) h(\mathbf{k}) \psi(\mathbf{k}) \end{aligned}$$

Where $\psi(\mathbf{k}) = (\hat{a}_{\mathbf{k}}, \hat{b}_{\mathbf{k}})^T$ and:

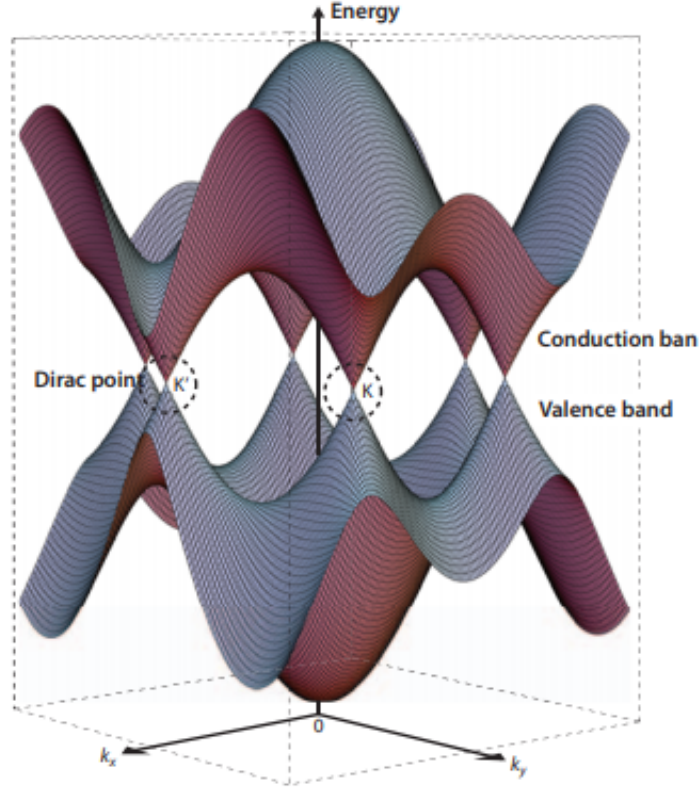


FIGURE D.1: Image from [62]. The energy bands of graphene.

$$h(\mathbf{k}) = \begin{pmatrix} 0 & f(\mathbf{k}) \\ f^*(\mathbf{k}) & 0 \end{pmatrix} \quad (\text{D.4})$$

being $f(\mathbf{k}) = -t \sum_{\delta} e^{i\mathbf{k} \cdot \delta}$. In order to obtain the band structure we need to diagonalize $h(\mathbf{k})$. This is straightforward and the resulting energy bands are:

$$E_{\pm}(\mathbf{k}) = \pm |f(\mathbf{k})| = \pm t \sqrt{3 + 2 \cos(\sqrt{3}k_y a) + 4 \cos\left(\sqrt{3}k_y \frac{a}{2}\right) \cos\left(3k_x \frac{a}{2}\right)} \quad (\text{D.5})$$

The bands will cross, or equivalently the band gap will vanish if $f(\mathbf{k}) = 0$ has a solution, which it does at the corners of the first Brillouin zone, i.e. the points:

$$\mathbf{K} = \frac{2\pi}{3a} \left(1, \frac{1}{\sqrt{3}} \right)$$

$$\mathbf{K}' = \frac{2\pi}{3a} \left(1, -\frac{1}{\sqrt{3}} \right)$$

Where a is the lattice constant. The other corner points are equivalent to either one of these (that is, they can be obtained by a translation of a reciprocal lattice vector).

As depicted in [D.1](#) the bands touch in the \mathbf{K} and \mathbf{K}' points of the first Brillouin zone. Now, since the system has one electron per atom with two possible spin states it is clear that at zero temperature the lower energy band will be filled (and the upper

band will be empty). Thus, the excitations of the system will occur near the crossings at the \mathbf{K} points. In order to study these excitations it is interesting to linearize the Hamiltonian around these points. Around the \mathbf{K} point for example, since $f(\mathbf{k})$ vanishes, we can write:

$$h(\mathbf{K} + \mathbf{q}) \approx \begin{pmatrix} 0 & \frac{\partial f(\mathbf{k})}{\partial \mathbf{k}}(\mathbf{K}) \cdot \mathbf{q} \\ \frac{\partial f^*(\mathbf{k})}{\partial \mathbf{k}}(\mathbf{K}) \cdot \mathbf{q} & 0 \end{pmatrix} \quad (\text{D.6})$$

Now,

$$\frac{\partial f(\mathbf{k})}{\partial \mathbf{k}}(\mathbf{K}) \cdot \mathbf{q} = -ie^{\frac{2\pi i}{3}} \frac{3a}{2} (q_x + iq_y) \quad (\text{D.7})$$

We can ignore the phase and write:

$$h(\mathbf{K} + \mathbf{q}) = v_F \begin{pmatrix} 0 & q_x + iq_y \\ q_x - iq_y & 0 \end{pmatrix} \quad (\text{D.8})$$

Where $v_F = \frac{3at}{2}$. This result is usually written in terms of Pauli matrices as:

$$h(\mathbf{K} + \mathbf{q}) = v_F (q_x \sigma_x - q_y \sigma_y) \quad (\text{D.9})$$

We can write this more compactly as $h(\mathbf{K} + \mathbf{q}) = v_F (\mathbf{q} \cdot \boldsymbol{\sigma})^*$. Analogously for the \mathbf{K}' point we obtain $h(\mathbf{K}' + \mathbf{q}) = v_F \mathbf{q} \cdot \boldsymbol{\sigma}$. This result is identical to the massless Dirac Hamiltonian for relativistic electrons where the speed of light is changed to v_F . The linearized energy is simply given by $E_{\pm}(\mathbf{K} + \mathbf{q}) = \pm v_F |\mathbf{q}|$. In [47], Kane and Mele added a term :

$$h_{SO} = \Delta_{SO} \sigma_z \tau_z s_z \quad (\text{D.10})$$

to this Hamiltonian (where $\tau_z = \pm 1$ describing states around the \mathbf{K} or \mathbf{K}' points respectively and s_z representing the electron's spin). This term leads to an energy $E_{\pm}(\mathbf{K} + \mathbf{q}) = \pm \sqrt{(v_F \mathbf{q})^2 + \Delta_{SO}^2}$, i.e. it opens an energy gap $2\Delta_{SO}$. If this gap is large enough, the material becomes insulator in the bulk, while supporting states at the boundaries. These states are known as edge states and are of relevance for the transport of charge and spin.

Appendix E

Floquet Theory

In this appendix we will state and prove the Floquet theorem and employ the Floquet formalism to derive a perturbative analysis of high frequency time periodic Hamiltonians. This formalism been widely used recently in many-body driven systems ([63], [64], [65]).

We will start with a periodic Hamiltonian:

$$\hat{H}(t) = \hat{H}(t + T) \quad (\text{E.1})$$

The Floquet theorem states that the eigenstates for the time evolution operator for one period, $\hat{U}(t + T, t)$ can be written as:

$$|\psi_n(t)\rangle = e^{-i\epsilon_n t} |u_n(t)\rangle \quad (\text{E.2})$$

Where $|u_n(t + T)\rangle = |u_n(t)\rangle$ is a periodic function, called Floquet mode, and ϵ_n is a real number known as the quasienergy. To show this, let $a_n(t)$ be the eigenvalue of $|\psi_n(t)\rangle$ under $\hat{U}(t + T, t)$, that is $\hat{U}(t + T, t) |\psi_n(t)\rangle = a_n(t) |\psi_n(t)\rangle$, then by multiplying this equation by $\hat{U}(t', t)$ from the left and using the periodicity of the Hamiltonian in $\hat{U}(t', t) = \hat{U}(t' + T, t + T)$ we obtain:

$$\begin{aligned} \hat{U}(t' + T, t) |\psi_n(t)\rangle &= a_n(t) |\psi_n(t')\rangle \rightarrow \\ \hat{U}(t' + T, t) \hat{U}(t, t') \hat{U}(t', t) |\psi_n(t)\rangle &= a_n(t) |\psi_n(t')\rangle \rightarrow \\ \hat{U}(t' + T, t') |\psi_n(t')\rangle &= a_n(t) |\psi_n(t')\rangle \end{aligned}$$

Which means that $a_n(t') = a_n(t)$, so the eigenvalue does not depend on time, and since it is an eigenvalue of an unitary operator it can be written as $a_n = a_n(t) = e^{-i\epsilon_n T}$ for certain real number ϵ_n . Therefore, we have

$$\begin{aligned} |\psi_n(t + T)\rangle &= e^{-i\epsilon_n T} |\psi_n(t)\rangle \rightarrow \\ |\psi_n(t)\rangle &= e^{-i\epsilon_n t} |u_n(t)\rangle \end{aligned}$$

For $|u_n(t)\rangle = e^{i\epsilon_n t} |\psi_n(t)\rangle = |u_n(t + T)\rangle$, and this proves the theorem. The states $|\psi_n(t)\rangle$ are called Floquet states and are solutions of the time dependent Schrödinger

equation $id_t |\psi_n(t)\rangle = \hat{H}(t) |\psi_n(t)\rangle$. The time evolution operator can be written as:

$$\hat{U}(t_2, t_1) = \sum_n e^{-i\epsilon_n(t_2-t_1)} |u_n(t_2)\rangle \langle u_n(t_1)| \quad (\text{E.3})$$

Therefore the time evolution of a superposition of Floquet states will be determined by two different contributions:

- The periodic evolution of the superposing Floquet modes. This is called micromotion.
- The non-periodic dephasing due to the factor $e^{-i\epsilon_n(t_2-t_1)}$ depending on the quasienergies ϵ_n .

It is interesting to study these two time dependencies separately. With his purpose we define the micromotion operator and the Floquet Hamiltonian. The micromotion operator is defined as:

$$\hat{U}_F(t_2, t_1) \equiv \sum_n |u_n(t_2)\rangle \langle u_n(t_1)| \quad (\text{E.4})$$

so that $|u_n(t_2)\rangle = \hat{U}_F(t_2, t_1) |u_n(t_1)\rangle$, i.e. it is responsible of the periodic time evolution intrinsic of the Floquet modes. On the other hand, the Floquet Hamiltonian $\hat{H}_{t_0}^F$ is a time-independent Hamiltonian defined such that:

$$e^{-iT\hat{H}_{t_0}^F} \equiv \hat{U}(t_0 + T, t_0) \quad (\text{E.5})$$

or equivalently:

$$e^{-it\hat{H}_{t_0}^F} = \sum_n e^{-i\epsilon_n t} |u_n(t_0)\rangle \langle u_n(t_0)| \quad (\text{E.6})$$

this Hamiltonian will time-evolve states by adding a phase $e^{-i\epsilon_n(t_2-t_1)}$ to the correspondent fixed-time modes. The full time evolution operator is a combination of both time evolutions:

$$\begin{aligned} \hat{U}(t_2, t_1) &= \sum_n e^{-i\epsilon_n(t_2-t_1)} |u_n(t_2)\rangle \langle u_n(t_1)| = \\ &= \left(\sum_n e^{-i\epsilon_n(t_2-t_1)} |u_n(t_2)\rangle \langle u_n(t_2)| \right) \left(\sum_n |u_n(t_2)\rangle \langle u_n(t_1)| \right) = \\ &= \left(\sum_n |u_n(t_2)\rangle \langle u_n(t_1)| \right) \left(\sum_n e^{-i\epsilon_n(t_2-t_1)} |u_n(t_1)\rangle \langle u_n(t_1)| \right) \end{aligned}$$

That is:

$$\hat{U}(t_2, t_1) = e^{-i(t_2-t_1)\hat{H}_{t_2}^F} \hat{U}_F(t_2, t_1) = \hat{U}_F(t_2, t_1) e^{-i(t_2-t_1)\hat{H}_{t_1}^F} \quad (\text{E.7})$$

E.1 Extended Hilbert space

Having introduced the micromotion operator and the Floquet Hamiltonian, we turn on to introduce the concept of extended Hilbert space. Introducing E.2 in the Schrödinger equation we get:

$$[\hat{H} - i\mathbf{d}_t] |u_n(t)\rangle = \epsilon_n |u_n(t)\rangle \quad (\text{E.8})$$

This can be regarded as an eigenvalue problem in the space $\mathcal{F} = \mathcal{H} \otimes \mathcal{L}_T$, where \mathcal{L}_T is the space of square integrable T -periodic functions. The operator $\hat{Q} = \hat{H} - i\mathbf{d}_t$ acting on \mathcal{F} is referred to as the quasienergy operator. States in the extended Hilbert space (that is, a state plus its periodic time dependence) is usually denoted as $|u\rangle$, and the inner product in this space is defined as:

$$\langle\langle u|v\rangle\rangle = \frac{1}{T} \int_0^T dt \langle u(t)|v(t)\rangle \quad (\text{E.9})$$

An orthonormal basis for the extended Hilbert space can be obtained as the direct product of an orthonormal basis of \mathcal{H} and \mathcal{L}_T . A convenient orthonormal basis for \mathcal{L}_T is given by the functions $e^{im\omega t}$, where m is usually referred to as the photon number. Then, if $|\alpha\rangle$ labels an orthonormal basis of \mathcal{H} , then the set of functions $|\alpha m(t)\rangle = |\alpha\rangle e^{im\omega t}$ is a basis of the extended Floquet space, and it is denoted as $|\alpha m\rangle$. In this basis, the quasienergy operator has matrix elements:

$$\begin{aligned} \langle\langle \alpha' m' | \hat{Q} | \alpha m \rangle\rangle &= \frac{1}{T} \int_0^T dt e^{-im'\omega t} \langle \alpha' | \hat{H}(t) - i\hbar \mathbf{d}_t | \alpha \rangle e^{im\omega t} = \\ &= \langle \alpha' | \hat{H}_{m'-m} | \alpha \rangle + \delta_{m'm} \delta_{\alpha'\alpha} m\hbar\omega \end{aligned} \quad (\text{E.10})$$

Where

$$\hat{H}_m = \frac{1}{T} \int_0^T dt e^{-im\omega t} \hat{H}(t) \quad (\text{E.11})$$

is the Fourier transform of the Hamiltonian. Now, a Floquet state $|\psi_n(t)\rangle = e^{-i\epsilon_n t} |u_n(t)\rangle$ can be expanded as $|u_n(t)\rangle = \sum_m e^{im\omega t} |u_{nm}\rangle$, using E.10 and projecting onto the m th Fourier mode we can rewrite the Schrödinger equation as:

$$(\epsilon_n + m\omega) |u_{nm}\rangle = \sum_{m'} \hat{H}_{m-m'} |u_{nm'}\rangle \quad (\text{E.12})$$

E.2 Diagonalization

We introduce a unitary transformation $\hat{U}(t) = \sum_m e^{im\omega t} \hat{U}_m$, that transforms the quasienergy operator $\hat{Q} \rightarrow \hat{Q}' = \hat{U}^\dagger(t) \hat{Q} \hat{U}(t)$ or:

$$\hat{H}(t) \rightarrow \hat{H}'(t) = \hat{U}^\dagger(t) \hat{H}(t) \hat{U}(t) - i\hat{U}^\dagger(t) \mathbf{d}_t \hat{U}(t) \quad (\text{E.13})$$

$$|\psi(t)\rangle \rightarrow |\psi'(t)\rangle = \hat{U}^\dagger(t) |\psi(t)\rangle \quad (\text{E.14})$$

The goal is to find $\hat{U}(t)$ such that the transformed quasienergy operator \hat{Q}' is block diagonal in the photon number. Using E.10 we notice that this requirement is equivalent to the requirement that the transformed Hamiltonian $\hat{H}'(t)$ is time independent. Different techniques can be employed for determining the transformation $\hat{U}(t)$. In [66] degenerate perturbation theory is used for this end.

Bibliography

- [1] G. Binasch et al. "Enhanced magnetoresistance in layered magnetic structures with antiferromagnetic interlayer exchange". In: *Physical Review B* (1989). DOI: [10.1103/PhysRevB.39.4828](https://doi.org/10.1103/PhysRevB.39.4828).
- [2] M. N. Baibich et al. "Giant magnetoresistance of (001)Fe/(001)Cr magnetic superlattices". In: *Physical Review Letters* (1988). DOI: [10.1103/PhysRevLett.61.2472](https://doi.org/10.1103/PhysRevLett.61.2472). arXiv: [/dx.doi.org/10.1103/PhysRevLett.61.2472](https://arxiv.org/abs/10.1103/PhysRevLett.61.2472) [http:].
- [3] Johan Åkerman. *Toward a universal memory*. 2005. DOI: [10.1126/science.1110549](https://doi.org/10.1126/science.1110549).
- [4] Sébastien Bandiera and Bernard Dieny. "Thermally assisted MRAM". In: *Handbook of Spintronics*. 2015. DOI: [10.1007/978-94-007-6892-5_40](https://doi.org/10.1007/978-94-007-6892-5_40).
- [5] T Kawahara et al. "Spin-transfer torque RAM technology: Review and prospect". In: *Microelectronics Reliability* 52.4 (2012), pp. 613–627. DOI: <https://doi.org/10.1016/j.microrel.2011.09.028>. URL: <http://www.sciencedirect.com/science/article/pii/S002627141100446X>.
- [6] A. H. MacDonald and M. Tsoi. *Antiferromagnetic metal spintronics*. 2011. DOI: [10.1098/rsta.2011.0014](https://doi.org/10.1098/rsta.2011.0014). arXiv: [0510797](https://arxiv.org/abs/0510797) [cond-mat].
- [7] J. Železný et al. "Relativistic néel-order fields induced by electrical current in antiferromagnets". In: *Physical Review Letters* (2014). DOI: [10.1103/PhysRevLett.113.157201](https://doi.org/10.1103/PhysRevLett.113.157201). arXiv: [1410.8296](https://arxiv.org/abs/1410.8296).
- [8] Alireza Qaiumzadeh and Mikhail Titov. "Theory of light-induced effective magnetic field in Rashba ferromagnets". In: *Physical Review B* (2016). DOI: [10.1103/PhysRevB.94.014425](https://doi.org/10.1103/PhysRevB.94.014425). arXiv: [1602.08305](https://arxiv.org/abs/1602.08305).
- [9] Alireza Qaiumzadeh, Gerrit E.W. Bauer, and Arne Brataas. "Manipulation of ferromagnets via the spin-selective optical Stark effect". In: *Physical Review B - Condensed Matter and Materials Physics* (2013). DOI: [10.1103/PhysRevB.88.064416](https://doi.org/10.1103/PhysRevB.88.064416). arXiv: [arXiv:1301.3481v1](https://arxiv.org/abs/1301.3481v1).
- [10] I Dzyaloshinsky. "I. Dzyaloshinsky, J. Phys. Chem. Solids 4, 241 (1958)." In: *J. Phys. Chem. Solids* 4 (1958), p. 241.
- [11] Tôru Moriya. "Anisotropic superexchange interaction and weak ferromagnetism". In: *Physical Review* (1960). DOI: [10.1103/PhysRev.120.91](https://doi.org/10.1103/PhysRev.120.91).
- [12] S Mühlbauer et al. "Skyrmion Lattice in a Chiral Magnet". In: *Science* 323 (2009), p. 915. DOI: [10.1126/science.1166767](https://doi.org/10.1126/science.1166767).
- [13] Albert Fert, Nicolas Reyren, and Vincent Cros. "Magnetic skyrmions: advances in physics and potential applications". In: *Nat. Rev. Mater.* 2 (2017), p. 17031. DOI: [10.1038/natrevmats.2017.31](https://doi.org/10.1038/natrevmats.2017.31).
- [14] Alireza Qaiumzadeh et al. "Theory of the Interfacial Dzyaloshinskii-Moriya Interaction in Rashba Antiferromagnets". In: *Phys. Rev. Lett.* 120.19 (2018), p. 197202. DOI: [10.1103/PhysRevLett.120.197202](https://doi.org/10.1103/PhysRevLett.120.197202).

- [15] I A Ado et al. "Asymmetric and Symmetric Exchange in a Generalized 2D Rashba Ferromagnet". In: *Phys. Rev. Lett.* 121.8 (2018), p. 86802. DOI: [10.1103/PhysRevLett.121.086802](https://doi.org/10.1103/PhysRevLett.121.086802).
- [16] André Thiaville et al. "Dynamics of Dzyaloshinskii domain walls in ultrathin magnetic films". In: *{EPL} (Europhysics Letters)* 100.5 (2012), p. 57002. DOI: [10.1209/0295-5075/100/57002](https://doi.org/10.1209/0295-5075/100/57002). URL: <https://doi.org/10.1209/0295-5075/100/57002>.
- [17] Kwang-Su Ryu et al. "Chiral spin torque at magnetic domain walls". In: *Nat. Nanotechnol.* 8 (2013), p. 527.
- [18] Alireza Qaiumzadeh, Lars A Kristiansen, and Arne Brataas. "Controlling chiral domain walls in antiferromagnets using spin-wave helicity". In: *Phys. Rev. B* 97.2 (2018), 020402(R). DOI: [10.1103/PhysRevB.97.020402](https://doi.org/10.1103/PhysRevB.97.020402).
- [19] S A Owerre. "A first theoretical realization of honeycomb topological magnon insulator". In: *Journal of Physics: Condensed Matter* 28.38 (2016), p. 386001. DOI: [10.1088/0953-8984/28/38/386001](https://doi.org/10.1088/0953-8984/28/38/386001). URL: <http://stacks.iop.org/0953-8984/28/i=38/a=386001?key=crossref.7d06b4e5a3a48e6187cde5c08c609795>.
- [20] Mehrdad Elyasi, Koji Sato, and Gerrit E.~W. Bauer. "Topologically nontrivial magnonic solitons". In: *arXiv e-prints* (2018), arXiv:1812.03738.
- [21] Lebing Chen et al. "Topological Spin Excitations in Honeycomb Ferromagnet CrI_3 ". In: *Phys. Rev. X* 8.4 (2018), p. 41028. DOI: [10.1103/PhysRevX.8.041028](https://doi.org/10.1103/PhysRevX.8.041028). URL: <https://link.aps.org/doi/10.1103/PhysRevX.8.041028>.
- [22] S.~A. Owerre, Paula Mellado, and G Baskaran. "Photoinduced Floquet topological magnons in Kitaev magnets". In: (). arXiv: [1902.07716](https://arxiv.org/abs/1902.07716).
- [23] S.~A. Owerre. "Laser-Irradiated CrI_3 : When Chiral Photons Meet Topological Magnons". In: (). arXiv: [1812.05101](https://arxiv.org/abs/1812.05101).
- [24] J H Mentink and M Eckstein. "Ultrafast Quenching of the Exchange Interaction in a Mott Insulator". In: *Phys. Rev. Lett.* 113.5 (2014), p. 57201.
- [25] A P Itin and M I Katsnelson. "Effective Hamiltonians for Rapidly Driven Many-Body Lattice Systems: Induced Exchange Interactions and Density-Dependent Hoppings". In: *Phys. Rev. Lett.* 115.7 (2015), p. 75301.
- [26] J. H. Mentink, K. Balzer, and M. Eckstein. "Ultrafast and reversible control of the exchange interaction in Mott insulators". In: *Nature Communications* (2015). DOI: [10.1038/ncomms7708](https://doi.org/10.1038/ncomms7708). arXiv: [arXiv:1407.4761v1](https://arxiv.org/abs/1407.4761v1).
- [27] Uta Meyer et al. "Control of the Oscillatory Interlayer Exchange Interaction with Terahertz Radiation". In: *Phys. Rev. Lett.* 118.9 (2017), p. 97701.
- [28] E. A. Stepanov, C. Dutreix, and M. I. Katsnelson. "Dynamical and Reversible Control of Topological Spin Textures". In: *Physical Review Letters* (2017). DOI: [10.1103/PhysRevLett.118.157201](https://doi.org/10.1103/PhysRevLett.118.157201). arXiv: [1611.05075](https://arxiv.org/abs/1611.05075).
- [29] Sota Kitamura, Takashi Oka, and Hideo Aoki. "Probing and controlling spin chirality in Mott insulators by circularly polarized laser". In: *Phys. Rev. B* 96.1 (2017), p. 14406. DOI: [10.1103/PhysRevB.96.014406](https://doi.org/10.1103/PhysRevB.96.014406). URL: <https://link.aps.org/doi/10.1103/PhysRevB.96.014406>.
- [30] J.~H. Mentink. "Manipulating magnetism by ultrafast control of the exchange interaction". In: *J. Phys. Condens. Matter* 29 (2017), p. 453001.
- [31] M M S Barbeau et al. *Optical control of competing exchange interactions and coherent spin-charge coupling in two-orbital Mott insulators*. Tech. rep. 2018. arXiv: [arXiv:1803.03796v1](https://arxiv.org/abs/1803.03796v1).

- [32] N W Ashcroft and N D Mermin. *Solid State Physics*. Cengage Learning, 2011. ISBN: 9788131500521.
- [33] J. Hubbard. “Electron Correlations in Narrow Energy Bands”. In: *Proceedings of the Royal Society A: Mathematical, Physical and Engineering Sciences* (1963). DOI: [10.1016/j.tetlet.2004.08.102](https://doi.org/10.1016/j.tetlet.2004.08.102). arXiv: [arXiv:1205.0516v2](https://arxiv.org/abs/1205.0516v2).
- [34] M I Katsnelson and V Yu Irkhin. “Metal-insulator transition and antiferromagnetism in the ground state of the Hubbard model”. In: *Journal of Physics C: Solid State Physics* 17.24 (1984), pp. 4291–4308.
- [35] A. Alexandrov and J. Ranninger. “Bipolaronic superconductivity”. In: *Physical Review B* (1981). DOI: [10.1103/PhysRevB.24.1164](https://doi.org/10.1103/PhysRevB.24.1164).
- [36] Ettore Vitali et al. “Metal-insulator transition in the ground state of the three-band Hubbard model at half filling”. In: *Phys. Rev. B* 99.16 (2019), p. 165116.
- [37] Alessandro Giuliani. “Ground state energy of the low density Hubbard model: An upper bound”. In: *Journal of Mathematical Physics* 48.2 (2007), p. 23302.
- [38] J Spałek. “t-J Model Then and Now: a Personal Perspective from the Pioneering Times”. In: *Acta Physica Polonica A* 111 (2007), pp. 409–.
- [39] M Schüler et al. “Optimal Hubbard Models for Materials with Nonlocal Coulomb Interactions: Graphene, Silicene, and Benzene”. In: *Phys. Rev. Lett.* 111.3 (2013), p. 36601. DOI: [10.1103/PhysRevLett.111.036601](https://doi.org/10.1103/PhysRevLett.111.036601). URL: <https://link.aps.org/doi/10.1103/PhysRevLett.111.036601>.
- [40] J. E. Hirsch. “Two-dimensional Hubbard model: Numerical simulation study”. In: *Physical Review B* (1985). DOI: [10.1103/PhysRevB.31.4403](https://doi.org/10.1103/PhysRevB.31.4403).
- [41] Johannes Reuther, Dmitry A Abanin, and Ronny Thomale. “Magnetic order and paramagnetic phases in the quantum J 1-J 2-J 3 honeycomb model”. In: *PHYSICAL REVIEW B* 84 (2011), p. 14417. DOI: [10.1103/PhysRevB.84.014417](https://doi.org/10.1103/PhysRevB.84.014417).
- [42] A. H. MacDonald, S. M. Girvin, and D. Yoshioka. “TU expansion for the Hubbard model”. In: *Physical Review B* (1988). DOI: [10.1103/PhysRevB.37.9753](https://doi.org/10.1103/PhysRevB.37.9753). arXiv: [9507096 \[cond-mat\]](https://arxiv.org/abs/9507096).
- [43] Ivan Protopopov and Dmitry Abanin. “Spin-mediated particle transport in the disordered Hubbard model”. In: *arXiv e-prints* (2018), arXiv:1808.05764.
- [44] Erlend G. Tveten et al. “Intrinsic magnetization of antiferromagnetic textures”. In: *Physical Review B* (2016). DOI: [10.1103/PhysRevB.93.104408](https://doi.org/10.1103/PhysRevB.93.104408). arXiv: [1506.06561](https://arxiv.org/abs/1506.06561).
- [45] Erlend G Tveten, Alireza Qaiumzadeh, and Arne Brataas. “Antiferromagnetic Domain Wall Motion Induced by Spin Waves”. In: *Phys. Rev. Lett.* 112.14 (2014), p. 147204.
- [46] T Jungwirth et al. “Antiferromagnetic spintronics”. In: *Nature Nanotechnology* 11 (2016), p. 231.
- [47] C L Kane and E J Mele. “Quantum Spin Hall Effect in Graphene”. In: *Phys. Rev. Lett.* 95.22 (2005), p. 226801. DOI: [10.1103/PhysRevLett.95.226801](https://doi.org/10.1103/PhysRevLett.95.226801). URL: <https://link.aps.org/doi/10.1103/PhysRevLett.95.226801>.
- [48] Stephan Rachel and Karyn Le Hur. “Topological insulators and Mott physics from the Hubbard interaction”. In: *Physical Review B - Condensed Matter and Materials Physics* (2010). DOI: [10.1103/PhysRevB.82.075106](https://doi.org/10.1103/PhysRevB.82.075106). arXiv: [1003.2238](https://arxiv.org/abs/1003.2238).

- [49] Cheng-Cheng Liu, Hua Jiang, and Yugui Yao. “Low-energy effective Hamiltonian involving spin-orbit coupling in silicene and two-dimensional germanium and tin”. In: *Phys. Rev. B* 84.19 (2011), p. 195430. DOI: [10.1103/PhysRevB.84.195430](https://doi.org/10.1103/PhysRevB.84.195430). URL: <https://link.aps.org/doi/10.1103/PhysRevB.84.195430>.
- [50] Patrick Fazekas. *Lecture Notes on Electron Correlation and Magnetism*. 1999. ISBN: 9789810224745. DOI: [10.1142/2945](https://doi.org/10.1142/2945).
- [51] H J Korsch, A Klumpp, and D Witthaut. “On two-dimensional Bessel functions”. In: *Journal of Physics A: Mathematical and General* 39.48 (2006), pp. 14947–14964.
- [52] S O. Demokritov, N M. Kreines, and V I. Kudinov. “Observation of a new light-scattering mechanism in an antiferromagnet”. In: *Jetp Letters - JETP LETT-ENGL TR* 41 (1985).
- [53] Abolhassan Vaezi, Mahdi Mashkooi, and Mehdi Hosseini. “Phase diagram of the strongly correlated Kane-Mele-Hubbard model”. In: *Physical Review B - Condensed Matter and Materials Physics* 85.19 (2012), p. 195126. DOI: [10.1103/PhysRevB.85.195126](https://doi.org/10.1103/PhysRevB.85.195126). arXiv: [1110.0116](https://arxiv.org/abs/1110.0116).
- [54] Vladimir A Zyuzin and Alexey A Kovalev. “Spin Hall and Nernst effects of Weyl magnons”. In: *Phys. Rev. B* 97.17 (2018), p. 174407. DOI: [10.1103/PhysRevB.97.174407](https://doi.org/10.1103/PhysRevB.97.174407). URL: <https://link.aps.org/doi/10.1103/PhysRevB.97.174407>.
- [55] Akihiko Sekine and Kentaro Nomura. “Chiral Magnetic Effect and Anomalous Hall Effect in Antiferromagnetic Insulators with Spin-Orbit Coupling”. In: *Phys. Rev. Lett.* 116.9 (2016), p. 96401. DOI: [10.1103/PhysRevLett.116.096401](https://doi.org/10.1103/PhysRevLett.116.096401). URL: <https://link.aps.org/doi/10.1103/PhysRevLett.116.096401>.
- [56] A Mulder et al. “Spiral order by disorder and lattice nematic order in a frustrated Heisenberg antiferromagnet on the honeycomb lattice”. In: *Phys. Rev. B* 81.21 (2010), p. 214419. DOI: [10.1103/PhysRevB.81.214419](https://doi.org/10.1103/PhysRevB.81.214419). URL: <https://link.aps.org/doi/10.1103/PhysRevB.81.214419>.
- [57] Masaya Uchida et al. “Real-Space Observation of Helical Spin Order”. In: *Science* 311.5759 (2006), pp. 359–361. DOI: [10.1126/science.1120639](https://doi.org/10.1126/science.1120639). URL: <http://science.sciencemag.org/content/311/5759/359>.
- [58] Assa Auerbach. *Interacting Electrons and Quantum Magnetism*. Springer-Verlag New York, 1994.
- [59] W. Nolting and A. Ramakanth. *Quantum Theory of Magnetism*. Springer-Verlag New York, 2009.
- [60] Vladimir A Zyuzin and Alexey A Kovalev. “Magnon Spin Nernst Effect in Antiferromagnets”. In: *Phys. Rev. Lett.* 117.21 (2016). DOI: [10.1103/PhysRevLett.117.217203](https://doi.org/10.1103/PhysRevLett.117.217203).
- [61] Ran Cheng, Satoshi Okamoto, and Di Xiao. “Spin Nernst Effect of Magnons in Collinear Antiferromagnets”. In: *Phys. Rev. Lett.* 117.21 (2016), p. 217202. DOI: [10.1103/PhysRevLett.117.217202](https://doi.org/10.1103/PhysRevLett.117.217202).
- [62] Tsuneya Ando. “The electronic properties of graphene and carbon nanotubes”. In: *Npg Asia Materials* 1 (2009), p. 17.
- [63] Rémi Desbuquois et al. “Controlling the Floquet state population and observing micromotion in a periodically driven two-body quantum system”. In: *Phys. Rev. A* 96.5 (2017), p. 53602. DOI: [10.1103/PhysRevA.96.053602](https://doi.org/10.1103/PhysRevA.96.053602).

-
- [64] Pranjal Bordia et al. "Periodically driving a many-body localized quantum system". In: *Nature Physics* 13 (2017), p. 460. DOI: [10.1038/nphys4020](https://doi.org/10.1038/nphys4020).
- [65] Frederik Görg et al. "Enhancement and sign change of magnetic correlations in a driven quantum many-body system". In: *Nature* 553 (2018), p. 481. DOI: [10.1038/nature25135](https://doi.org/10.1038/nature25135).
- [66] André Eckardt and Egidijus Anisimovas. "High-frequency approximation for periodically driven quantum systems from a Floquet-space perspective". In: *New Journal of Physics* 17.9 (2015), p. 93039. DOI: [10.1088/1367-2630/17/9/093039](https://doi.org/10.1088/1367-2630/17/9/093039).

