

# Evaluation of HTTP/DASH Adaptation Algorithms on Vehicular Networks

Dimitrios J. Vergados

*Dept. of Informatics Engineering*  
*Western Macedonia University of Applied Sciences*  
Kastoria, Greece  
djvergad@gmail.com

Katina Kravevska

*Dept. of Information Security and Communication Technology*  
*Norwegian University of Science and Technology*  
Trondheim, Norway  
katinak@ntnu.no

Angelos Michalas

*Dept. of Informatics Engineering*  
*Western Macedonia University of Applied Sciences*  
Kastoria, Greece  
amichalas@kastoria.teiwm.gr

Dimitrios D. Vergados

*Dept. of Informatics*  
*University of Piraeus*  
Piraeus, Greece  
vergados@unipi.gr

**Abstract**—Video streaming currently accounts for the majority of Internet traffic. One factor that enables video streaming is HTTP Adaptive Streaming (HAS), that allows the users to stream video using a bit rate that closely matches the available bandwidth from the server to the client. MPEG Dynamic Adaptive Streaming over HTTP (DASH) is a widely used standard, that allows the clients to select the resolution to download based on their own estimations. The algorithm for determining the next segment in a DASH stream is not part of the standard, but it is an important factor in the resulting playback quality. Nowadays vehicles are increasingly equipped with mobile communication devices, and in-vehicle multimedia entertainment systems. In this paper, we evaluate the performance of various DASH adaptation algorithms over a vehicular network. We present detailed simulation results highlighting the advantages and disadvantages of various adaptation algorithms in delivering video content to vehicular users, and we show how the different adaptation algorithms perform in terms of throughput, playback interruption time, and number of interruptions.

**Index Terms**—HTTP, MPEG, DASH, vehicular networks

## I. INTRODUCTION

Fifth generation (5G) Vehicular Ad hoc Networks (VANETs) are expected to provide modern services with different Quality of Service (QoS) characteristics. To support the communication needs of vehicular users, dense deployments of 5G access networks are applied for the interaction between the vehicles and network infrastructure such as 3GPP Long Term Evolution Advanced (LTE-A) [1] macrocells and femtocells as well as IEEE 802.11p Wireless Access for Vehicular Environment (WAVE) [2] Road Side Units (RSUs).

Driver assistance services in VANETs usually demand the transmission of multimedia data, occurring on a highway, including video clips of an accident or a critical situation (e.g. traffic congestion, fire, flood, terrorist attack). Moreover, passengers' entertainment and information services require the reception of multimedia data in an acceptable quality. However, the vehicular environment is particularly challenging for reliable streaming of multimedia content due to the following

factors: a) the high speed of the users causes the channel conditions to change rapidly; as they move into and out of areas of deep fading/low signal, and/or enter/leave congested areas in rapid succession; b) the movement at high speeds causes Doppler effects that may hinder the wireless transmission; c) as the speed of the vehicles increases, the handovers must be performed quicker to prevent the interruption of the service. To guarantee the reliability of services in vehicular environment, specific algorithms should be applied to adjust the video rate delivered to each user in accordance to the current network conditions. We expect adaptation algorithms that work well in wired/static wireless settings to have problems in maintaining both high video quality and uninterrupted streaming at the same time in a vehicular setting.

In this paper, we focus on the MPEG Dynamic Adaptive Streaming over HTTP (MPEG-DASH) (ISO/IEC 23009-1) standard, issued by MPEG in 2012, for HTTP Adaptive Streaming (HAS) for provisioning of video services in VANETs. MPEG-DASH allows users to access video streams of multiple resolutions available at a server. However, the standard does not define how the user could adapt to time varying bandwidth in order to achieve better quality.

In our previous work [3]–[5] we proposed a novel MPEG-DASH rate adaptation scheme, namely FDASH, aiming to efficiently adjust the video rate delivered to each user in accordance to the current network conditions. The clients automatically choose the bit rate representation of each video clip so that interruptions and frequent resolution changes are avoided. The current paper extends our previous work by comparing FDASH with other adaptation algorithms in the context of a vehicular network over LTE. In particular, we use the LENA scenario of ns3, that contains realistic settings for mobile users over an LTE network, with multiple access points, and both vehicular and fixed (residential) users, in order to compare the performance of the FDASH algorithm with other algorithms in the literature over an LTE vehicular

scenario. We evaluate the performance in terms of throughput, playback interruption time, and number of interruptions. A thorough evaluation of the state-of-the-art HAS algorithms in 4G networks is crucial in order to follow up the pace of 5G and to meet the requirements of the upcoming vehicular applications. The simulation results show that the FDASH algorithm shows an overall good performance in terms of all performance metrics compared to the other algorithms from the literature.

This paper is structured as follows. In Section II we present a review of the relevant literature. In Section III the FDASH algorithm is presented. Section IV provides simulation results indicating the efficiency of the proposed model. Finally, we conclude the paper and discuss ongoing and future research directions in Section V.

## II. RELATED WORK

The problem of determining the optimal bit rate in an adaptive streaming has been studied extensively in the literature. We focus on adaptation mechanisms that are performed entirely at the client side, using measured network conditions and the buffer occupancy.

The Adaptation Algorithm for Adaptive Streaming over HTTP (AAASH) [6] tries to optimize the user's experience by balancing the following goals: a) to prevent video playback interruptions when possible; b) to maintain a high average and minimum video resolution; c) to decrease the number of resolution changes; d) to minimize the initial buffering time when the playback starts.

Reference [7] presents an adaptation scheme called Rate Adaptation for Adaptive HTTP Streaming (RAAHS). RAAHS exploits the segment fetch time and compares it to the client's playback time in order to calculate the bit rate of the following segment. Switch up is done using a step-wise process, whereas switch down is done in a single step (aggressive). There is also a mechanism to limit the maximum buffering time.

The authors extended further the work by proposing the Serial and Parallel Segment Fetching Time Methods (SFTM/PFTM), which is an algorithm for adapting the bit rate of DASH streams, taking advantage of Content Distribution Networks (CDNs) [8]. In order to detect the network availability, they defined a rate adaptation metric as the ratio of the expected segment fetch time and the measured segment fetch time. The expected segment fetch time takes into account the media segment duration and the buffering time at the client. After detecting the network availability with the proposed rate adaptation metric, a step wise switch-up and a multi-step switch-down strategies are applied. In addition, priority segment fetch times are assigned to new clients to improve fairness.

The agile Smooth Video Adaptation Algorithm (SVAA) for DASH systems, proposed in [9], uses client-side buffered video time as feedback signal to estimate the video rate of the next downloadable video segment. The algorithm increases smoothly the video rate with the available network bandwidth, and it reduces promptly the video rate in response to sudden

congestion level shift-ups. Moreover, it uses a rate margin to reduce slightly the video rate to limit video rate adjustments. The buffer cap and the small video rate margin improve the smoothness in video rate and buffer size.

The authors in [10] replaced the original quality adaption algorithm in Adobe's Open Source Media Framework (OSMF) so that the quality level switching follows a pre-defined scenario. The fetch times of last two video segments are used to estimate the bandwidth that is available between the server and the client. This bandwidth estimation is then used to select the bit rate of the following segment, where the rate selected is the highest rate that is smaller than the estimated bandwidth.

In [11], the authors applied a Markov chain to analyse the QoE metrics for the user, namely the probability of the video to be interrupted, the initial buffering delay, the average bit rate of the video, and the rate of bit rate changes.

The work in [12], [13] takes an advantage of a fuzzy logic application to handle the uncertainty of the network system. In [13], the mobile QoS is improved by using a cumulative moving average in order to capture the related information between near-term past values and current values.

In order to enhance user QoE in video distribution applications with DASH, mobile edge computing in LTE and 5G has been considered in [14]–[16]. Caching enables storage of popular videos in the network edge, close to the users, however, caching cannot be applied to all videos.

Recent surveys [17], [18] give a good overview of the bit rate adaptation algorithms for DASH based content delivery.

## III. THE FDASH ADAPTATION ALGORITHM

The idea behind the FDASH algorithm is to use a fuzzy controller to adapt the video bit rate in a way that simultaneously prevents the video playback from being disrupted due to buffer underflow and maintains the highest video bit rate. The adaptation algorithm should quickly change the resolution, as the network conditions change due to mobility and changes in the amount of background traffic.

To this end, our model is based on clients implementing the MPEG-DASH standard to request streams of video from an HTTP video server. A video stream residing at the server consists of  $n$  segments of duration  $\tau$ , and each segment is encoded in multiple resolutions of quality. Each client uses a fuzzy controller rate adaptation algorithm to estimate the resolution of the next video segment obtained from the server. The proposed algorithm tries to achieve the following: a) distribute the best possible resolution of video segments; b) deliver undisrupted video playback as a result of buffer underflows at the client; c) avoid unnecessary changes of video resolution owing to frequent fluctuations of the available connection throughput.

The inputs that are used by the FDASH algorithm are the buffering time  $t_i$ , and the change in buffering time  $\Delta t_i = t_i - t_{i-1}$  between the last received segment and the previous one. The buffering time denotes the time  $t_i$  that the last received segment  $i$  waits at the client until it starts playing.

The output of the fuzzy controller ( $f(t_i, \Delta t_{i-1})$ ) is an increase/decrease factor, which defines how much higher or lower the bit rate of the next segment will be, compared to the estimated channel throughput over the last period. Specifically,

$$b_k = f(t_i, \Delta t_{i-1}) \times r_d, \quad (1)$$

where the term  $r_d$  is the available connection throughput, estimated by taking into account the throughput  $r_i, i = 1 \dots k$ , of the last  $k$  segments downloaded during a specified period of time  $d$  and taking the average. The definition of function  $f$  encompasses the logic of the controller. The one that is used for the FDASH algorithm is presented in [5]. Each segment throughput is estimated at the client as

$$r_i = (b_i \times \tau) / (t_i^e - t_i^b), \quad (2)$$

where  $b_i$  denotes the bit rate of segment  $i$ ,  $t_i^e$  and  $t_i^b$  denote the time when the segment  $i$  has been started downloading and the time when the whole segment has been received at the client, respectively.

The final step of the algorithm tries to avoid unnecessary bit rate fluctuations. If  $b_n > b_{n-1}$  and by selecting the new bit rate  $b_k$ , the buffer level is estimated to be less than  $T$  for the next 60 sec, then the bit rate remains unchanged. Similarly, if  $b_n < b_{n-1}$ , but the old bit rate is estimated to produce a buffer level for the next 60 sec that is larger than  $T$ , then the bit rate remains unchanged. In all other cases, the bit rate of the next segment is set to  $b_n$ .

#### IV. PERFORMANCE EVALUATION

##### A. Simulation Scenario

The simulation scenario that is evaluated in this paper consists of an LTE network, following 3GPP R4-092042, Section 4.2.1 Dual Stripe Model, through the use of the "lenadual-stripe" ns3 example script.<sup>1</sup>

The scenario consists of a number of blocks of buildings, with several UEs moving at vehicular speeds within the topology, while other UEs are located inside the buildings. For each simulation run, each user downloads a video over LTE, where all users use the same DASH adaptation algorithm, which is a parameter of the simulation. The other simulation parameter is the maximum speed for the vehicular users. We executed repeated iterations to produce average results, and we also calculated the 95% confidence interval for the mean. The specific parameters of the scenario are listed in Table I. We compare the following adaptation algorithms: FDASH, AAASH, OSMF, RAAHS, SFTM, and SVAA.

##### B. Simulation Results

The simulation results are depicted in Figs. 1–5. Fig. 1 shows the average video playback bit rate that is achieved for each algorithm. We can see that highest bit rate is achieved by OSMF, then by SVAA and FDASH. Note however that the

<sup>1</sup>The implementation of the DASH adaptation algorithm was performed using the ns3-dash module we have developed and released publicly at <https://github.com/djvergad/dash>. The simulation was run using ns3 version 3.28.

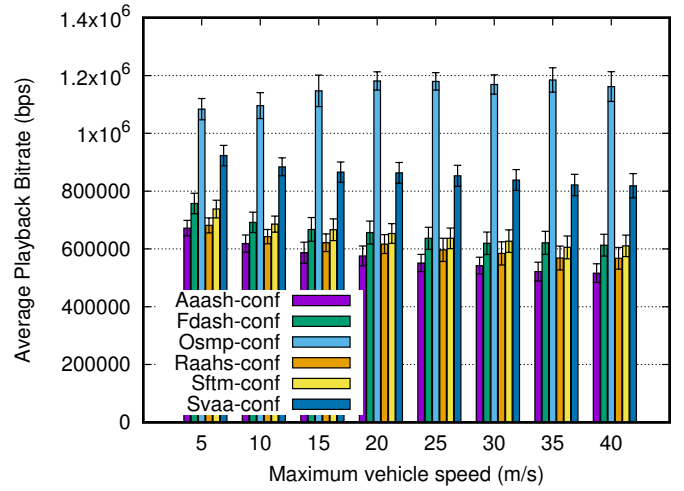


Fig. 1. The average playback bit rate that is achieved for each algorithm and speed.

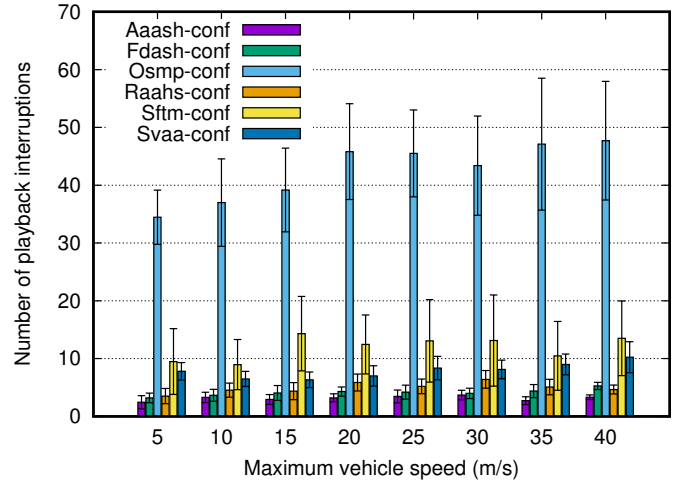


Fig. 2. The average number of interruptions per video stream for each algorithm and speed.

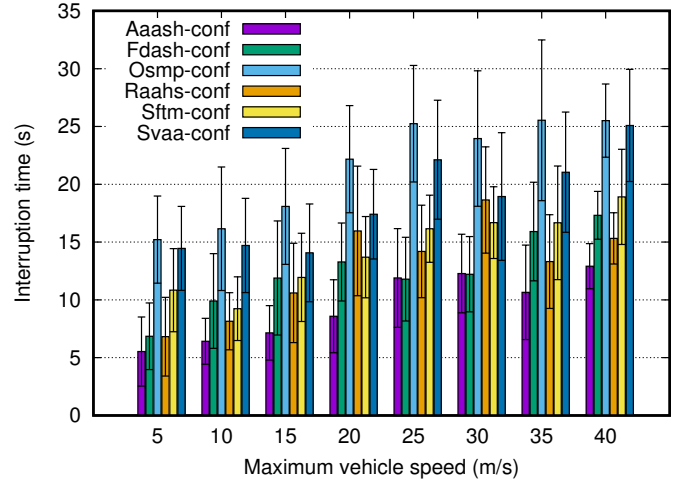


Fig. 3. The average time of interrupted playback per video stream for each algorithm and speed.

TABLE I  
SIMULATION PARAMETERS

Parameter	Value
Number of femtocell blocks	1
Number of apartments along the X axis in a femtocell block	10
Number of floors	1
How many macro sites there are	3
(Minimum) number of sites along the X-axis of the hex grid	1
Min distance between two nearby macro cell sites	500 m
How much the UE area extends outside the macrocell grid (expressed as fraction of the interSiteDistance)	0.5
How many macrocell UEs there are per square meter	$2 \times 10^{-5} \text{ m}^{-2}$
The HeNB deployment ratio as per 3GPP R4-092042	0.2
The HeNB activation ratio as per 3GPP R4-092042	0.5
How many (on average) home UEs per HeNB there are in the simulation	1.0
TX power used by macro eNBs	46.0 dBm
TX power used by HeNBs	20.0 dBm
DL EARFCN used by HeNBs	100
Bandwidth [num RBs] used by macro eNBs	25
Bandwidth [num RBs] used by HeNBs	25
Total duration of the simulation	550 s
Resource Block Id of Data Channel, -1 means REM will be averaged from all RBs of Control Channel	-1
epc: If true, will setup the EPC to simulate an end-to-end topology, with real IP applications over PDCP and RLC UM	true
epcDL: if true, will activate data flows in the downlink when EPC is being used	true
epcUL: If true, will activate data flows in the uplink when EPC is being used	true
useUDP: if true the UpdClient application will be used	false
useDash: if true the DashClient application will be used	true
fadingTrace	false
How many bearers per UE there are in the simulation	1
SRS Periodicity (has to be at least greater than the number of UEs per eNB)	80
Minimum speed value of macro UE with random waypoint model	$1 \text{ m s}^{-1}$
Maximum speed value of macro UE with random waypoint model	$5 \dots 40 \text{ m s}^{-1}$
The target time difference between receiving and playing a frame	35 s
The window for measuring the average throughput	10 s

good performance in this metric by OSMF and SVAA comes as a result of worst performance in the other metrics. The same figure shows that as the speed of the vehicles increases, the achieved rate reduces for all algorithms.

Specifically, from Fig. 2, OSMF has the poorest performance in terms of number of interruptions compared to the other algorithms. FDASH and SVAA maintain good performance in terms of number of interruptions, despite the high throughput that they achieve.

In terms of the time spent while the playback is interrupted, i.e. the interruption time (Fig. 3), we can see that the largest values are obtained for SVAA and OSMF. It follows that these algorithms achieve large throughput, but at a cost of high interruption time, so the users' QoE would be worse. In our opinion, FDASH maintains the best balance between bit rate and interruption time. From Fig. 3, we can also observe that as the users increase their speed, the interruption time is also

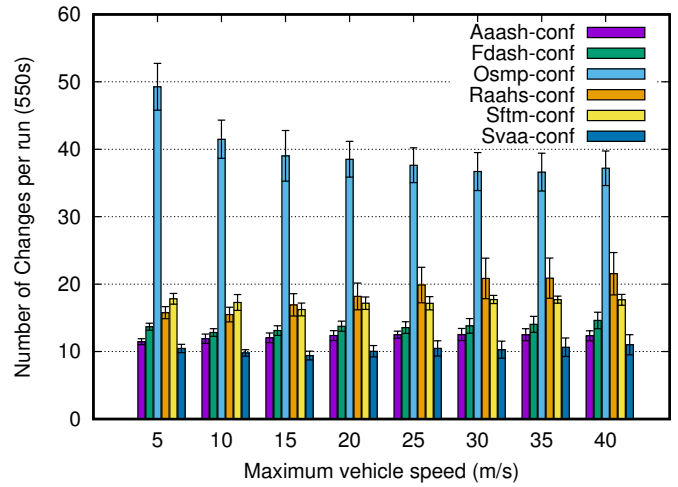


Fig. 4. The average number of resolution changes per video stream for each algorithm and speed.

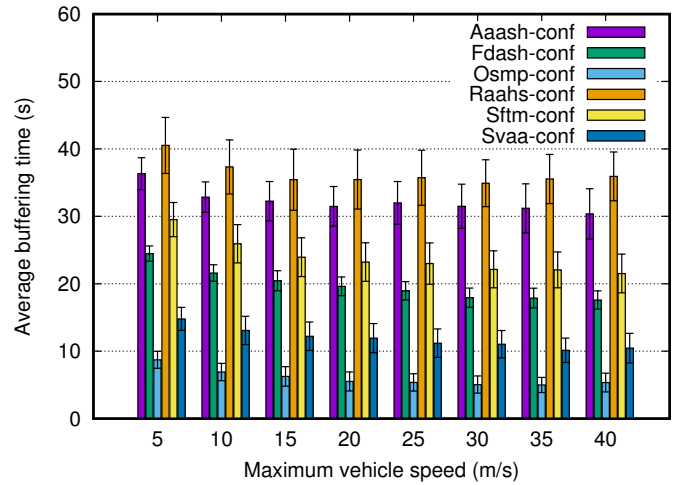


Fig. 5. The average buffering time per video stream for each algorithm and speed.

increased, as expected.

The next metric that we study is the number of resolution changes that are observed for each playback for the different algorithms (Fig. 4). In general, users do not want to see the resolution to change too frequently, but at the same time, as network conditions change, some level of adaptation is unavoidable, unless the resolution is fixed at the lowest possible rate. OSMF shows a larger number of resolution changes than the other algorithms by a large margin, with the lowest changes obtained by SVAA.

Finally, we measure the average buffering time that each algorithm achieves (Fig. 5). For this metric there is also no optimal value, as lower buffering times make interruptions and/or resolution changes more likely. On the other hand, higher buffering times lead to lower playback bit rate, until the buffering time reaches its target. We can see that RAHHS and AAASH have the largest buffering time, with OSMF and

SVAA having the smallest, which is consistent with their relative performance in throughput and interruptions. This relationship though is not always straight forward, for example FDASH has smaller buffering time than both RAHHS and SFTM, but at the same time it has fewer interruptions and a smaller or equal interruption times than these algorithms, especially when the speed of the UEs increases.

Overall, we can say that AAASH is the best in terms of the number of interruptions and the total interruption time, but it achieves the lowest bit rate and the 2nd largest buffering time. On the other hand, OSMP has the highest bit rate, but also has more interruptions and marginally the highest interruption time. Additionally, it has the highest number of resolution changes and the smallest buffering time. SVAA achieves the second highest bit rate, the lowest resolution changes, and reasonable number of interruptions, but the interruption time is the second largest. FDASH maintains a balance between high bit rates and low interruptions/interruption time, while at the same the number of resolution changes are fairly limited and the buffering time is low.

## V. CONCLUSION

In this paper, we performed an evaluation of DASH adaptation algorithms over a vehicular scenario, with respect to the effect of vehicle speed, on different quality of experience metrics. Although there are significant differences in the performance of the algorithms, we can say that none of the examined algorithms have a good enough performance for vehicular LTE networks, as in all cases, during a playback time of 550s we observed at least 3 interruptions, with the interruption time being more than 5 seconds on average for all the scenarios examined. Thus, further research is needed to design adaptation algorithms that can perform flawlessly in a LTE vehicular setting.

Some directions for future extension of this work may include: a) to implement more adaptation algorithms in the simulation model; b) to perform a similar evaluation on a 5G simulation tool, as they become available; c) to explore how the device-to-device mode of 5G may help the video delivery, through the implementation of VANET; d) to explore if SDN can be used to distribute the resources among the vehicles in a way that there is both performance and fairness in terms of video quality.

## REFERENCES

- [1] "TS 36.213 version 14.2.0: Evolved Universal Terrestrial Radio Access Network (E-UTRAN) (Release 14)," 2017.
- [2] "1609.12-2016 - IEEE standard for wireless access in vehicular environments (wave) networking services," 2016.
- [3] D. J. Vergados, A. Michalas, A. Sgora, and D. D. Vergados, "A control-based algorithm for rate adaption in mpeg-dash," in *The 5th International Conference on Information, Intelligence, Systems and Applications*. IEEE, 2014, pp. 438–442.
- [4] —, "A fuzzy controller for rate adaptation in mpeg-dash clients," in *The 25th IEEE International Symposium on Personal, Indoor and Mobile Radio Communications*. IEEE, 2014, pp. 2008–2012.
- [5] D. J. Vergados, A. Michalas, A. Sgora, D. D. Vergados, and P. Chatzimisios, "Fdash: A fuzzy-based mpeg/dash adaptation algorithm," *IEEE Systems Journal*, vol. 10, no. 2, pp. 859–868, 2016.
- [6] K. Miller, E. Quacchio, G. Gennari, and A. Wolisz, "Adaptation algorithm for adaptive streaming over HTTP," in *19th International Packet Video Workshop*. IEEE, 2012, pp. 173–178.
- [7] C. Liu, I. Bouazizi, and M. Gabbouj, "Rate Adaptation for Adaptive HTTP Streaming," in *Proceedings of the Second Annual ACM Conference on Multimedia Systems*, 2011, pp. 169–174.
- [8] C. Liu, I. Bouazizi, M. M. Hannuksela, and M. Gabbouj, "Rate adaptation for dynamic adaptive streaming over HTTP in content distribution network," *Signal Processing: Image Communication*, vol. 27, no. 4, pp. 288 – 311, 2012.
- [9] G. Tian and Y. Liu, "Towards Agile and Smooth Video Adaptation in Dynamic HTTP Streaming," in *Proceedings of the 8th International Conference on Emerging Networking Experiments and Technologies*, 2012, pp. 109–120.
- [10] R. K. P. Mok, X. Luo, E. W. W. Chan, and R. K. C. Chang, "QDASH: A QoE-aware DASH System," in *Proceedings of the 3rd Multimedia Systems Conference*, 2012, pp. 11–22.
- [11] S. Poojary, R. El-Azouzi, E. Altman, A. Sunny, I. Triki, M. Haddad, T. Jimenez, S. Valentin, and D. Tsilimantos, "Analysis of qoe for adaptive video streaming over wireless networks," in *16th International Symposium on Modeling and Optimization in Mobile, Ad Hoc, and Wireless Networks (WiOpt)*, May 2018, pp. 1–8.
- [12] L. Ma, S. Park, J. Park, J. Nam, J. Jang, and J. Kim, "A fuzzy-based method for reducing mobile video-quality fluctuation," *International Journal of Mobile Device Engineering*, vol. 1, pp. 21–28, 03 2017.
- [13] L. V. Ma, J. Park, J. Nam, H. Ryu, and J. Kim, "A fuzzy-based adaptive streaming algorithm for reducing entropy rate of dash bitrate fluctuation to improve mobile quality of service," *Entropy*, vol. 19, no. 9, 2017.
- [14] C. Ge, N. Wang, S. Skillman, G. Foster, and Y. Cao, "Qoe-driven dash video caching and adaptation at 5g mobile edge," in *Proceedings of the 3rd ACM Conference on Information-Centric Networking*, 2016, pp. 237–242.
- [15] C. Ge, N. Wang, G. Foster, and M. Wilson, "Towards qoe-assured 4k video-on-demand delivery through mobile edge virtualization with adaptive prefetching," *IEEE Transactions on Multimedia*, vol. 19, no. 10, pp. 2222–2237, 2017.
- [16] Y. Tan, C. Han, M. Luo, X. Zhou, and X. Zhang, "Radio network-aware edge caching for video delivery in mec-enabled cellular networks," in *IEEE Wireless Communications and Networking Conference Workshops (WCNCW)*, April 2018, pp. 179–184.
- [17] J. Kua, G. Armitage, and P. Branch, "A survey of rate adaptation techniques for dynamic adaptive streaming over http," *IEEE Communications Surveys Tutorials*, vol. 19, no. 3, pp. 1842–1866, thirdquarter 2017.
- [18] A. Bentalab, B. Taani, A. C. Begen, C. Timmerer, and R. Zimmermann, "A survey on bitrate adaptation schemes for streaming media over http," *IEEE Communications Surveys Tutorials*, pp. 1–1, 2018.