

PAPER • OPEN ACCESS

Bose–Einstein condensation of nonequilibrium magnons in confined systems

To cite this article: Morteza Mohseni *et al* 2020 *New J. Phys.* **22** 083080

View the [article online](#) for updates and enhancements.

You may also like

- [Nonadiabatic effects on population transfer of two Bose-Einstein condensates induced by atomic interaction](#)
Hu Zheng-Feng, Du Chun-Guang and Li Shi-Qun
- [A Scheme for Realizing the Continuous Wave Atom Laser](#)
Zhou Xiao-Ji, Wang Yi-Qiu and Yang Dong-Hai
- [Effects of Brazilin Contained in *Caesalpinia sappan* L on The Properties of Fish Paste from Ponyfish \(*Leiognathus* sp\)](#)
Sumardianto, H Deanti and U Amalia



PAPER

Bose–Einstein condensation of nonequilibrium magnons in confined systems

OPEN ACCESS

RECEIVED
8 May 2020REVISED
29 June 2020ACCEPTED FOR PUBLICATION
27 July 2020PUBLISHED
27 August 2020

Original content from
this work may be used
under the terms of the
[Creative Commons
Attribution 4.0 licence](#).

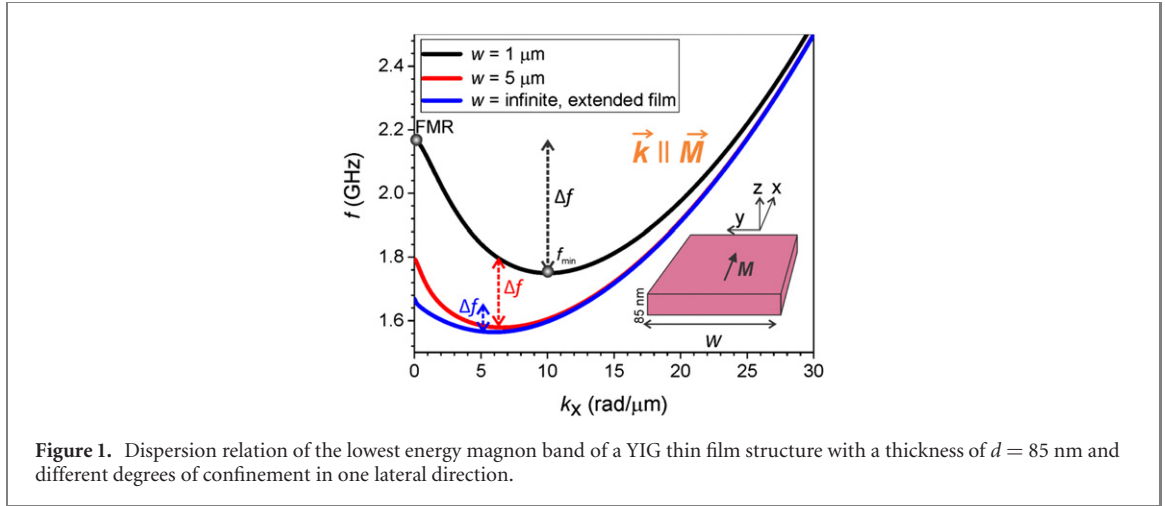
Any further distribution
of this work must
maintain attribution to
the author(s) and the
title of the work, journal
citation and DOI.

Morteza Mohseni^{1,3} , Alireza Qaiumzadeh² , Alexander A Serga¹ , Arne Brataas²,
Burkard Hillebrands¹ and Philipp Pirro¹¹ Fachbereich Physik and Landesforschungszentrum OPTIMAS, Technische Universität Kaiserslautern, 67663 Kaiserslautern, Germany² Center for Quantum Spintronics, Department of Physics, Norwegian University of Science and Technology, No-7491 Trondheim, Norway³ Author to whom any correspondence should be addressed.E-mail: mohseni@rhrk.uni-kl.de**Keywords:** magnons, spin waves, Bose–Einstein condensates, nonlinear waves, spin transportSupplementary material for this article is available [online](#)**Abstract**

We study the formation of a room temperature magnon Bose–Einstein condensate (BEC) in nanoscopic systems and demonstrate that its lifetime is influenced by the spatial confinement. We predict how dipolar interactions and nonlinear magnon scattering assist in the generation of a metastable magnon BEC in energy-quantized nanoscopic devices. We verify our prediction by a full numerical simulation of the Landau–Lifshitz–Gilbert equation and demonstrate the generation of magnon BEC in confined insulating magnets of yttrium iron garnet. We directly map out the nonlinear magnon scattering processes behind this phase transition to show how fast quantized thermalization channels allow the BEC formation in confined structures. Based on our results, we discuss a new mechanism to manipulate the BEC lifetime in nanoscaled systems. Our study greatly extends the freedom to study dynamics of magnon BEC in realistic systems and to design integrated circuits for BEC-based applications at room temperature.

Bose–Einstein condensates (BEC) are exotic quantum states of matter [1, 2]. The associated phase transition manifests as an abrupt macroscopic growth in the population of particles in the quantum ground state. Similar phenomena but with different condensation mechanisms occur for bosonic quasiparticles which are elementary excitations of a solid-state system, such as photons, excitons, polaritons, and magnons [3–9]. Magnons, the quanta of spin-waves (SWs) carrying a quantized amount of energy and momentum, are the low energy spin excitations of a magnetically ordered system [10]. The BEC of magnons can be achieved by e.g., tuning the effective chemical potential of weakly interacting magnons via increasing their density at room temperature [7, 8].

Starting with the first observation of nonequilibrium magnon BEC in macroscopic yttrium iron garnet (YIG) films at room temperature, almost all experimental studies consider similar system sizes, see e.g., references [6–8, 11] indeed, YIG films are the most suitable hosts to explore similar phenomena due to their ultra-low magnon relaxation rates [12]. However, the use of relatively thick films does not allow the investigation of this phenomenon in quantized states since the magnon bands in these systems are quasi-continuous and show crossings and hybridization [12–15]. This limitation prevents an explicit understanding of the nonlinear scattering processes (e.g. among modes) that leads to the formation of a magnon BEC. Moreover, the spectral limitations of the experimental techniques hinder a full understanding of the details of the nonlinear scattering processes behind this phenomenon. Furthermore, the presented analytical models use many approximations since the inclusion of all modes and nonlinear scattering is challenging [8, 9, 13, 14, 16, 17]. This leads to the lack of access to study this phenomenon thoroughly



without further assumptions, suggesting advanced numerical analysis is required for a more precise treatment of such dynamics.

To overcome these challenges, downscaling macroscopic systems toward nanometer sizes to enhance the quantization of the magnon energy levels is necessary [18, 19]. Downscaling is also very important for applications such as data transport via spin superfluidity [20–26]. However, so far only a few studies have been conducted to explore the possible formation of magnon BEC in nanoscopic systems. In addition, the impact of the spatial confinement on the dynamics of magnon gases and BEC is not well understood. Indeed, this is an essential ingredient in device design to harness unique properties of magnon BEC in systems on a chip and integrated circuits. Besides, the recent discovery of a magnon BEC in a nanoscopic YIG thin film structure and nonlinear SW dynamics in such systems further motivates us to better understand the nonlinear scattering processes behind such a phase transition in similar devices [27, 28].

Here, we address these questions by studying the dynamics of magnon gases and BEC in nanoscopic YIG devices. We show that the confinement enhances the stability and increases the lifetime of the nonequilibrium magnon BEC in ultrathin YIG structures. Indeed, such a metastable state is influenced significantly by the dipolar interactions. Therefore, since the effects of dipolar interactions can be more pronounced if the lateral dimensions of a YIG thin film structure are confined, we predict that a magnon BEC can form for a longer time.

We verify our prediction by solving the Landau–Lifshitz equation including Gilbert damping and thermal excitations in the geometry of a nanoscopic YIG conduit without any approximations. We illustrate how using this method enables an intuitive understanding of the dynamics behind such nonlinear processes. It will be shown that the injection of a sufficiently high density of magnons using parametric pumping leads to a sequence of nonlinear scattering events that redistribute the energy among magnon states and form a magnon condensate. We map out the sequences of the scattering processes and show that the thermalization time of the magnons in confined systems with dilute spectra is much smaller than in macroscopic samples [11].

We consider a magnetic thin film structure with periodic boundary conditions in the x -direction, a finite thickness d in the z -direction, and a finite width w in the y -direction, as shown in the inset of figure 1. If the system is magnetized along the x -direction and magnons propagate parallel to the magnetization direction, the lowest magnon energy band ($n = 0$) reads [18, 29],

$$\omega_{n=0}(k_x) = \sqrt{[\omega_H + \omega_M (\lambda^2 K^2 + F_{k_x}^{yy})][\omega_H + \omega_M (\lambda^2 K^2 + F_{k_x}^{zz})]} \quad (1)$$

where k_x is the longitudinal component of the wavevector along the magnetization vector \mathbf{M} , $\omega_H = \gamma B$, $\omega_M = \gamma \mu_0 M_s$, γ is the gyromagnetic ratio, B is the static applied magnetic field along the x direction, μ_0 is the permeability of free space, $K = \sqrt{k_x^2 + \kappa_y^2}$ with $\kappa_y = \pi/w$, and $\lambda = \sqrt{2A_{\text{exch}}/(\mu_0 M_s^2)}$ is the exchange length, with an exchange constant A_{exch} and a saturation magnetization M_s . Here, $F_{k_x}^{yy}$ and $F_{k_x}^{zz}$ are the y and z components of the demagnetization tensors respectively [18]. In this Letter, we consider a YIG film with a fixed thickness of $d = 85$ nm, $A_{\text{exch}} = 3.5$ pJ m $^{-1}$, $M_s = 140$ kA m $^{-1}$ and a Gilbert damping of $\alpha = 0.0002$ [18, 19].

Figure 1 compares the lowest magnon mode of an infinitely extended film (blue curve) with the dispersion relations of two laterally confined conduits with a width of $w = 5$ μm (red curve) and $w = 1$ μm (black curve), all in the presence of an 18 mT bias field. The interplay between the dipolar and exchange

interactions leads to the appearance of an energy minimum in the frequency spectrum denoted as f_{\min} , at $k_x = \pm Q$, the band bottom which corresponds to the quantum ground state of the system.

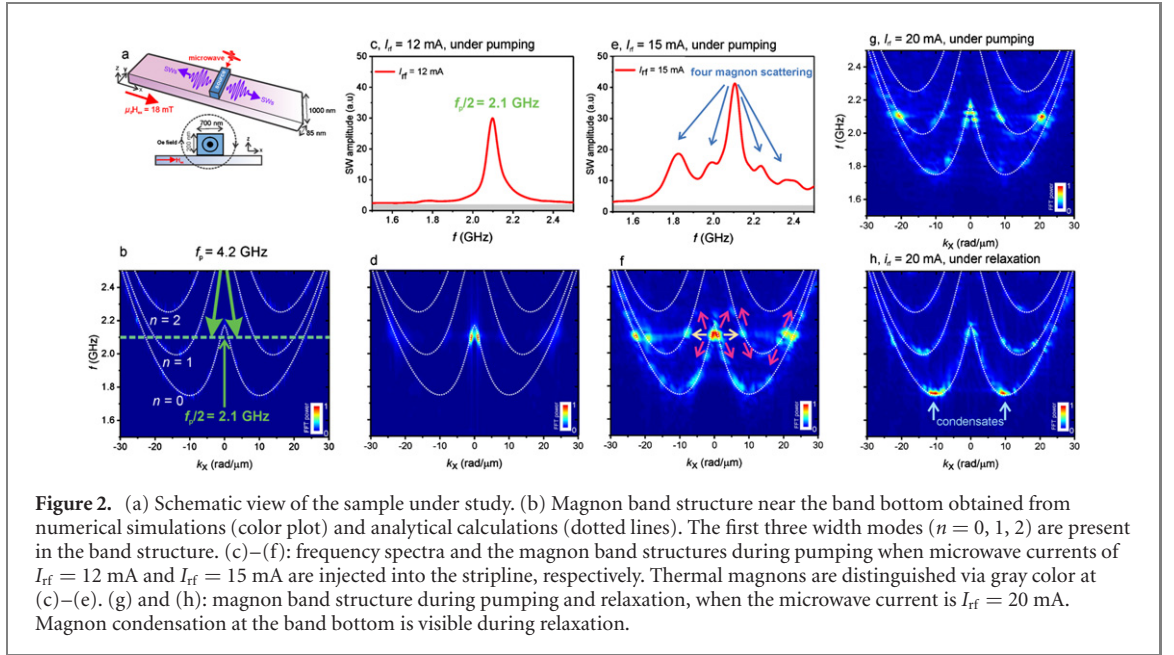
More interestingly, the lateral confinement leads to an enhanced dipolar interaction along the propagation direction and consequently a deeper band depth. In principle, lateral confinement leads to quantization of the SW modes across the width of the system. In longitudinally magnetized confined systems, spins at the edges of the conduits are (partially) pinned due to the dipolar interactions, or in other words, the demagnetization field. This means that the amplitude of the SW modes at the edges of the conduits is reduced. Considering the boundary conditions at the lateral edges of the conduit, and as can be seen from equation (1), the magnon band structure strongly depends on the y and z components of the demagnetization tensors $F_{k_x}^{yy}$ and $F_{k_x}^{zz}$. This means that the magnon band structure depends on the sample geometry since it determines the demagnetization tensors. The lateral component of the demagnetization tensor is close to zero in ultrathin and wide conduits e.g. $w = 10 \mu\text{m}$ in our study, and strongly increases with decreasing the width of the conduits due to a stronger quantization [18, 29]. With decreasing width, the contributions of the dynamic demagnetization fields arising from the edges of the waveguides are getting more important compared to the demagnetization fields from the surface. The larger demagnetization tensor in narrower conduits increases the frequency of the ferromagnetic resonance (FMR) frequency at $k_x = 0$ and consequently, shifts the frequency of the dipolar waves with smaller wave vectors to higher frequencies. This finally deepens the band depth. Note that for large wave numbers, the dipolar contributions to the magnon band structure are saturated and the exchange energy determines the frequency of the SWs which is not affected by the confinement. Thus, the band structure of conduits with different widths converges at high wave numbers. We define the band depth as the difference between the band bottom of the lowest mode and the FMR frequency as $\Delta f = f_{\text{FMR}} - f_{\min}$ shown by the dashed arrows in figure 1.

As reflected by the observed finite lifetime of the magnon BEC [8, 27], the magnon BEC is a metastable state with respect to thermal activations or decay to the excited states [30, 31]. This causes lower and upper limits of the magnon density required to form and destroy a magnon BEC, respectively. Indeed, one of the most prominent features of the metastability of the magnon BEC is its finite lifetime, even in the absence of Gilbert dissipation to the lattice. Therefore, we expect that its lifetime is enhanced in systems with a deeper band depth. This is caused by the fact that in such a system, there is a large energy separation between the condensate state at the band bottom and the excited states (e.g. the externally injected magnons or magnons scattered to higher energies than the quantum ground state) that cannot be exceeded by the magnon–magnon scattering within the weak interaction regime once the BEC is established [7, 8, 30, 31]. This energy gap between the condensed magnons and pumped magnons is larger if the band depth is larger and consequently, such a dissipation channel for the condensed magnons is weakened. Thus, the magnon BEC dissipates with a slower rate and possess a longer lifetime for larger band depth. In other words, this deeper band depth creates a larger energy barrier to forbid or at least to minimize the interactions of the magnons in the BEC with the injected magnons at higher energies close to the ferromagnetic resonance.

In our case, this is equivalent to systems with narrower lateral dimensions, i.e., a system with enhanced dipolar interactions along the propagation direction. Therefore, we expect that under this condition, the magnon condensate forms for a finite time, and its lifetime is influenced by the band depth. In the following, we verify this hypothesis.

We use MuMax 3.0 open source GPU-based software to numerically solve the LLG equation with thermal noise [32, 33]. The system is a YIG conduit with a thickness of $d = 85 \text{ nm}$ and a lateral width of $w = 1 \mu\text{m}$ as shown in figure 2(a). A microwave pumping pulse with a duration of $t_{\text{pump}} = 50 \text{ ns}$ with a carrier frequency of $f_p = 4.2 \text{ GHz}$ is applied to the simulated microwave stripline (placed on top of the conduit) whose dynamic Oersted fields leads to parametric generation of the magnons at $f_p/2 = 2.1 \text{ GHz}$ that is slightly below the FMR frequency [34–36]. This process has been studied experimentally and numerically in reference [35]. After the pumping pulse, we let the system relax for $t_{\text{relax}} = 50 \text{ ns}$. We analyze the data during the pumping and relaxation periods separately. More details about the simulations can be found in [33, 36]. We first set the microwave current to $I_{\text{rf}} = 12 \text{ mA}$, which produces a pumping field with an amplitude of $\mu_0 h_p = 8.9 \text{ mT}$ that is well above the threshold of the parametric generation of magnons in the system [36, 37]. In figure 2(c), the frequency spectrum directly shows the parametrically generated magnons at $f_p/2$. The magnon band structure under this pumping field as displayed in figure 2(d) shows that these magnons predominantly populate the dipolar branch of the first mode, due to its large ellipticity and highest coupling to the pumping field [36, 37].

Next, we increase the microwave current to $I_{\text{rf}} = 15 \text{ mA}$ ($\mu_0 h_p = 11.2 \text{ mT}$) in order to generate a higher



density of magnons. Indeed, if the induced magnon density is high enough, nonlinear four-magnon scattering becomes pronounced [6–8]. Such nonlinear scattering processes, indicated by blue arrows in figure 2(e), obey energy and momentum conservation laws [7, 8, 34, 38],

$$\begin{aligned} \sum_{i=1}^2 \hbar\omega_i &= \sum_{j=1}^2 \hbar\omega_j \\ \sum_{i=1}^2 \hbar\mathbf{k}_i &= \sum_{j=1}^2 \hbar\mathbf{k}_j, \end{aligned} \quad (2)$$

where two incoming magnons with frequencies ω_i and momenta $\hbar\mathbf{k}_i$ scatter into two outgoing magnons with frequencies ω_j and momenta $\hbar\mathbf{k}_j$. However, the total number of magnons during this process is constant. We can distinguish two types of four-magnon scattering processes in the system as presented in figure 2(f): (i) four-magnon scattering processes in which two incoming magnons with frequency $f_p/2$ and with opposite momenta are scattered into two outgoing magnons at the same frequency but with different momenta. These frequency-conserving scattering events only occur for parametrically injected magnons as indicated by light orange arrows in figure 2(f); and (ii) four-magnon scattering processes in which two magnons with a frequency of $f_p/2$ and different momenta scatter to two outgoing magnons with different frequencies and momenta. This frequency-nonconserving magnon scattering process involves all magnons in the system, i.e., both parametrically injected and scattered magnons, as indicated by red arrows in figure 2(f).

Such four-magnon scattering processes are essential for the thermalization of the magnon gas and formation of a magnon condensate at the bottom of the band [7, 8]. Here, we should emphasize that we do not observe a high density of magnons at the band bottom during the pumping, see figure 2(f). Furthermore, we note that since the lowest frequency f_{\min} in our system fulfills $2f_{\min} > f_p/2$, three-magnon scattering events to the band bottom (where the condensation is expected) are prohibited.

In order to observe a notable amount of condensed magnon at the global energy minima f_{\min} at $k_x = \pm Q$, we increase the microwave pumping current further to $I_{rf} = 20$ mA. We plot the band structure of the magnons during the pumping (figure 2(g)) and relaxation (figure 2(h)). Comparing figures 2(g) and (h) reveals how the energy redistribution occurs in the frequency-momentum space and how the parametrically injected magnons condense to the band bottom once the pumping is switched off.

Figure 2(g) demonstrates that the system under pumping possesses a strong redistribution of the energy to the entire spectrum, as discussed above. Once the pumping is switched off (figure 2(h)), most of the magnons start to condense at the two global minima of the magnon dispersion at $k_x = \pm Q$, as will be discussed in the following.

To elaborate on how this cascade of nonlinear four-magnon scattering events occur in the absence of pumping, we present the frequency spectrum of the conduit in figure 3(a) corresponding to figure 2(h). The

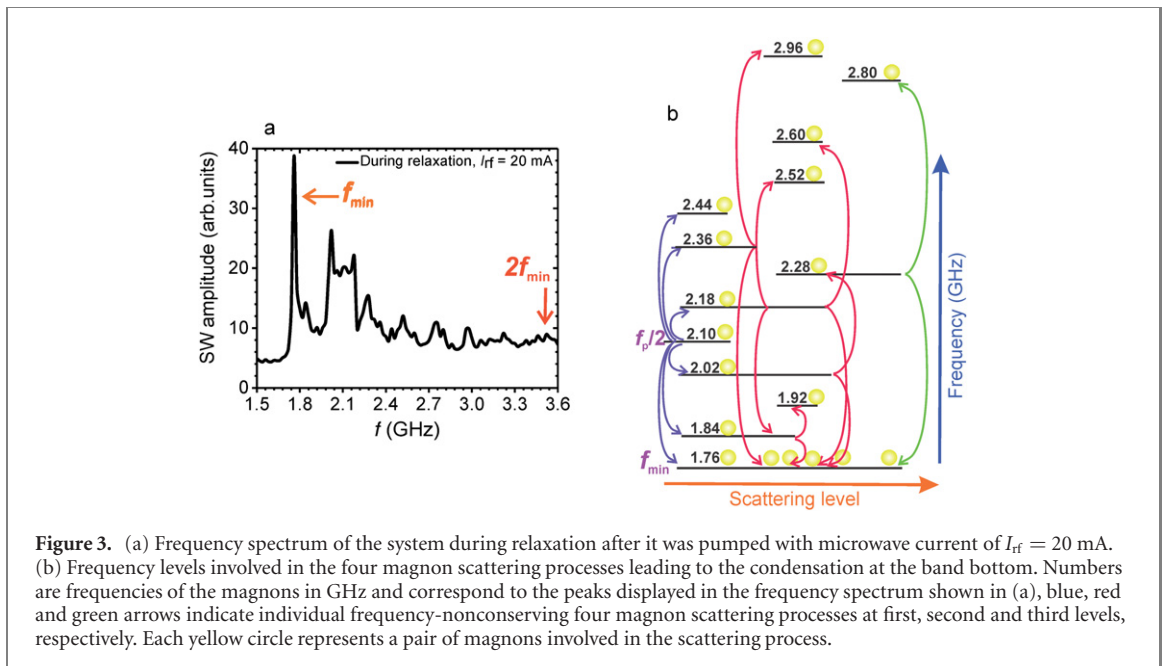


Figure 3. (a) Frequency spectrum of the system during relaxation after it was pumped with microwave current of $I_{rf} = 20$ mA. (b) Frequency levels involved in the four magnon scattering processes leading to the condensation at the band bottom. Numbers are frequencies of the magnons in GHz and correspond to the peaks displayed in the frequency spectrum shown in (a), blue, red and green arrows indicate individual frequency-nonconserving four magnon scattering processes at first, second and third levels, respectively. Each yellow circle represents a pair of magnons involved in the scattering process.

condensation at the band bottom is evident as a peak with the highest amplitude. Additionally, the peaks at higher frequencies indicate avalanche-like multi-level scattering events.

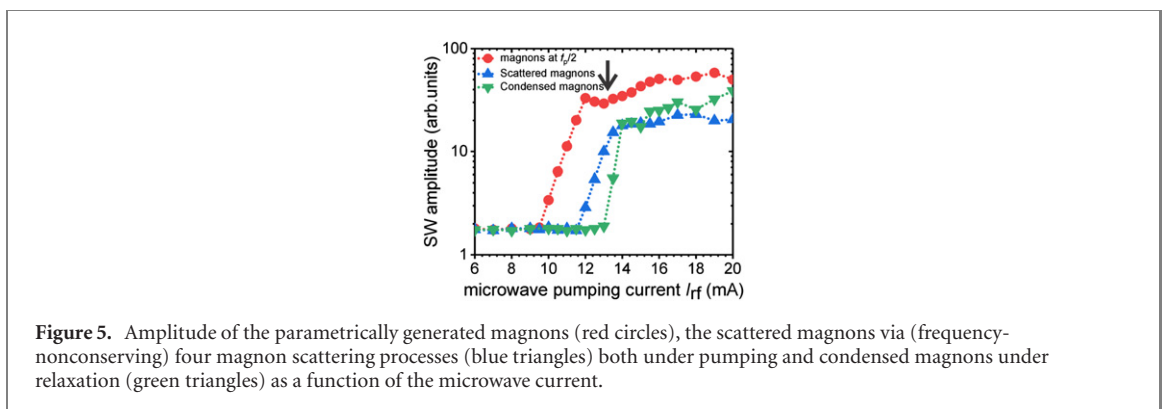
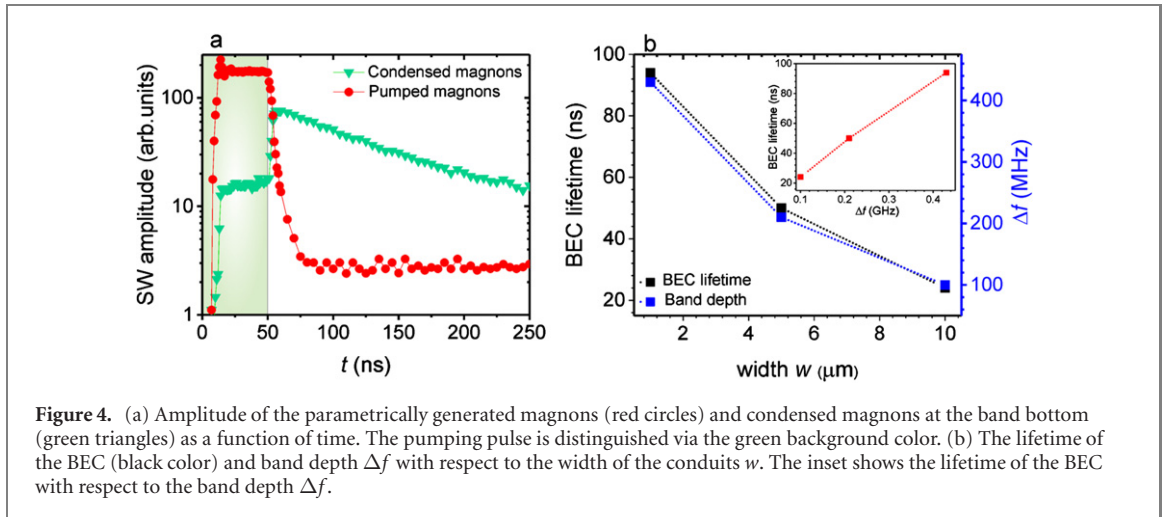
To further illustrate the details of these scattering mechanisms, in figure 3(b) we present the levels of the four-magnon scattering events in which the numbers correspond to the frequencies of magnon peaks as displayed in the frequency spectrum in figure 3(a). Although higher-level scattering processes also occur, for simplicity, we only discuss the first, second and one of the third levels of scattering which are indicated by blue, red and green arrows, respectively.

First, the parametrically generated magnons undergo a multi-level set of four-magnon scattering events (see blue arrows). Next, each scattered pair of magnons undergoes a second four-magnon scattering process individually as illustrated by the red arrows. This sequence continues to higher levels. For example, the third order as displayed by green arrows, shows scattering towards both higher frequencies and the band bottom. Finally, the population of the magnons at the band bottom increases significantly, and due to their long lifetime, a condensate at the band bottom forms.

In order to investigate the speed of magnon thermalization upon switching off the pumping, we present in figure 4(a) the temporal evolution of the amplitude of the magnons at $f_b/2$ (blue curve) and condensed magnons (red curve). We now let the system relax for $t_{relax} = 200$ ns. This figure demonstrates that during the pumping, the number of parametrically injected magnons increases rapidly, whereas the number of magnons at the band bottom increases slowly. Once the pumping is switched off, the parametrically injected magnons decay rapidly within only $t_{decay} = 5$ ns. However, in an opposite manner, the number of magnons at the band bottom increases dramatically within $t_{rise} \sim 5$ ns after the pumping has been switched off and only starts to decay afterwards. The thermalization time of approximately 5 ns that we observe is much faster than previous reports on bulk samples [8, 10]. This can be explained by the quantized spectrum of the system. In addition, the decay time of the condensed magnons at the band bottom is $t_{decay} = 94$ ns, which is shorter than the analytically calculated lifetime for linear (low amplitude) magnons at this spectral position ($t_{lifetime} \sim 220$ ns). We believe that such a difference is caused by the three-magnon confluence process of the condensed magnons as shown by $2f_{min}$ in figure 3(a), in addition to nonlinear scattering processes near the band bottom as discussed above, which can open extra channels for magnon dissipation [8, 35].

It is important to mention that the condensate has a shorter lifetime and requires a longer thermalization time to form in a conduit with a larger width as shown in figure 4(b) and the supplemental materials (<https://stacks.iop.org/NJP/22/083080/mmedia>) [33]. This is caused by the fact that the laterally larger conduit has a shallower band depth (smaller Δf) and, consequently, a smaller energy distance between the condensed states at the bottom and the excited states [33], in agreement with our initial prediction. For example, as shown in the inset of figure 4(b), the lifetime of the BEC in the $w = 10 \mu\text{m}$ wide conduit with a $\Delta f = 0.1$ GHz is $t_{decay} = 24$ ns which is almost four times smaller than the BEC lifetime in the $w = 1 \mu\text{m}$ conduit with $\Delta f = 0.43$ GHz.

We now vary the pumping field amplitude to study systematically the threshold dependence of the



dynamics in the system. Figure 5 represents the amplitude of parametrically generated magnons during pumping (red circles), the nonlinear frequency-nonconserving four magnon scattering processes during the pumping (blue triangles), and the amplitude of condensed magnons during relaxation (green triangles). At $I_{rf} = 10$ mA, the amplitude of the generated magnons at $f_p/2$ starts to grow exponentially with the microwave field amplitude. This point is the onset of the parametric magnon generation instability [36, 37]. Increasing the microwave current increases the amplitude of the parametrically generated magnons. However, this trend changes at $I_{rf} = 11.5$ mA since a kink occurs in the growth rate of the parametrically generated magnons and their growth rate gets decreased by further increasing the current from this point, indicated by the black arrow [38]. This kink is caused by the onset of frequency-nonconserving four magnon scattering processes which start to grow at this microwave threshold current. More interestingly, the condensed magnon state also possesses a clear threshold, $I_{rf} = 13.5$ mA, which is above the threshold of the explained four-magnon scattering processes.

In conclusion, we have studied nonequilibrium magnon condensates in nanoscopic devices and proposed a new way to enhance their lifetime of by lateral confinement. We revealed the role of dipolar interactions in the generation of a magnon BEC as a metastable state in YIG ultrathin film structures. We showed that increasing the density of the parametrically injected magnons leads to the formation of a gaseous state involving weakly interacting magnons. Such a highly excited system establishes magnon condensation at the bottom of the lowest magnon mode (quantum ground state) during relaxation. Our results corroborate that the magnon condensation forms and its lifetime is enhanced if the two following criteria are met: (i) the density of the magnons is high enough to allow the onset of frequency-nonconserving four-magnon scattering processes and formation a magnon gas, and (ii) the band depth, i.e. the distance between the global minimum and the ferromagnetic resonance should be enhanced by lateral confinement. Our results determine that the thermalization time in a nanoscopic system with a diluted spectrum is much faster than in bulk samples with hybridized magnon mods. Our study provides a new way to obtain magnon condensation phenomena in nanoscopic confined geometries, and will motivate further experimental efforts to observe and use magnon condensates in integrated circuits for data transport and processing. Moreover, it will largely extend the freedom to investigate the dynamics behind

magnon condensates, and further open an avenue to design suitable systems to exploit them in systems on a chip.

Acknowledgments

This project is funded by the European Research Council within the Advanced Grant No. 694709 ‘SuperMagnonics’, the Deutsche Forschungsgemeinschaft (DFG, German Research Foundation)-TRR 173-268565370 (‘Spin + X’, Project B01 and B04), and the Nachwuchsring of the TU Kaiserslautern. AQ and AB are supported by the European Research Council via Advanced Grant No. 669442, ‘Insulatronics’ and by the Research Council of Norway through its Centers of Excellence funding scheme, Project No. 262633, ‘QuSpin’. Fruitful discussions with Q Wang and H Yu Musiienko-Shmarova are appreciated.

ORCID iDs

Morteza Mohseni  <https://orcid.org/0000-0002-2071-1622>

Alireza Qaiumzadeh  <https://orcid.org/0000-0003-2412-0296>

Alexander A Serga  <https://orcid.org/0000-0003-2634-8569>

References

- [1] Davis K B, Mewes M O, Andrews M R, van Druten N J, Durfee D S, Kurn D M and Ketterle W 1995 Bose–Einstein condensation in a gas of sodium atoms *Phys. Rev. Lett.* **75** 3969
- [2] Anderson M H, Ensher J R, Matthews M R, Wieman C E and Cornell E A 1995 Observation of Bose–Einstein condensation in a dilute atomic vapor *Science* **269** 5221
- [3] Butov L V, Ivanov A L, Imamoglu A, Littlewood P B, Shashkin A A, Dolgoplov V T, Campman K L and Gossard A C 2001 Stimulated scattering of indirect excitons in coupled quantum wells: signature of a degenerate Bose-gas of excitons *Phys. Rev. Lett.* **86** 5608–11
- [4] Kasprzak J *et al* 2006 Bose–Einstein condensation of exciton polaritons *Nature* **443** 409–14
- [5] Klaers J, Schmitt J, Vewinger F and Weitz M 2010 Bose–Einstein condensation of photons in an optical microcavity *Nature* **468** 545–8
- [6] Giamarchi T, Rüegg C and Tchernyshyov O 2008 Bose–Einstein condensation in magnetic insulators *Nat. Phys.* **4** 198–204
- [7] Demokritov S O, Demidov V E, Dzyapko O, Melkov G A, Serga A A, Hillebrands B and Slavin A N 2006 Bose–Einstein condensation of quasi-equilibrium magnons at room temperature under pumping *Nature* **443** 430–3
- [8] Serga A A *et al* 2014 Bose–Einstein condensation in an ultra-hot gas of pumped magnons *Nat. Commun.* **5** 3452
- [9] Yukalov V I 2012 Difference in Bose–Einstein condensation of conserved and unconserved particles *Laser Phys.* **22** 1145–68
- [10] Chumak A V, Vasyuchka V I, Serga A A and Hillebrands B 2015 Magnon spintronics *Nat. Phys.* **11** 453–61
- [11] Demidov V E, Dzyapko O, Demokritov S O, Melkov G A and Slavin A N 2007 Thermalization of a parametrically driven magnon gas leading to Bose–Einstein condensation *Phys. Rev. Lett.* **99** 037205
- [12] Sun C, Nattermann T and Pokrovsky V L 2017 *J. Phys. D: Appl. Phys.* **50** 143002
- [13] Rezende S M 2009 Theory of coherence in Bose–Einstein condensation phenomena in a microwave-driven interacting magnon gas *Phys. Rev. B* **79** 174411
- [14] Rückriegel A and Kopietz P 2015 Rayleigh–Jeans condensation of pumped magnons in thin-film ferromagnets *Phys. Rev. Lett.* **115** 157203
- [15] Serga A A, Sandweg C W, Vasyuchka V I, Jungfleisch M B, Hillebrands B, Kreisel A, Kopietz P and Kostylev M P 2012 Brillouin light scattering spectroscopy of parametrically excited dipole-exchange magnons *Phys. Rev. B* **86** 134403
- [16] Rezende S M 2010 Wave function of a microwave-driven Bose–Einstein magnon condensate *Phys. Rev. B* **81** 020414
- [17] Kloss T, Kreisel A and Kopietz P 2010 Parametric pumping and kinetics of magnons in dipolar ferromagnets *Phys. Rev. B* **81** 104308
- [18] Wang Q *et al* 2019 Spin pinning and spin-wave dispersion in nanoscopic ferromagnetic waveguides *Phys. Rev. Lett.* **122** 247202
- [19] Mohseni M, Verba R, Brächer T, Wang Q, Bozhko D A, Hillebrands B and Pirro P 2019 Backscattering immunity of dipole-exchange magnetostatic surface spin waves *Phys. Rev. Lett.* **122** 197201
- [20] Bozhko D A, Serga A A, Clausen P, Vasyuchka V I, Heussner F, Melkov G A, Pomyalov A, L’vov V S and Hillebrands B 2016 Supercurrent in a room-temperature Bose–Einstein magnon condensate *Nat. Phys.* **12** 1027
- [21] Bozhko D A, Kreil A J E, Musiienko-Shmarova H Y, Serga A A, Pomyalov A, L’vov V S and Hillebrands B 2019 Bogoliubov waves and distant transport of magnon condensate at room temperature *Nat. Commun.* **10** 2460
- [22] Flebus B, Bender S A, Tserkovnyak Y and Duine R A 2016 Two-fluid theory for spin superfluidity in magnetic insulators *Phys. Rev. Lett.* **116** 117201
- [23] Cornelissen L J, Peters K J H, Bauer G E W, Duine R A and van Wees B J 2016 Magnon spin transport driven by the magnon chemical potential in a magnetic insulator *Phys. Rev. B* **94** 014412
- [24] Rückriegel A and Kopietz P 2017 Spin currents, spin torques, and the concept of spin superfluidity *Phys. Rev. B* **95** 104436
- [25] Ulloa C, Tomadin A, Shan J, Polini M, van Wees B J and Duine R A 2019 Nonlocal spin transport as a probe of viscous magnon fluids *Phys. Rev. Lett.* **123** 117203
- [26] Qaiumzadeh A, Skarsvåg H, Holmqvist C and Brataas A 2017 Spin superfluidity in biaxial antiferromagnetic insulators *Phys. Rev. Lett.* **118** 137201
- [27] Schneider M *et al* 2019 Bose–Einstein condensation of quasi-particles by rapid cooling (arXiv:1612.07305)
- [28] Szafranski C *et al* 2017 Spin caloritronic nano-oscillator *Nat. Commun.* **8** 117
- [29] Kalinikos B A and Slavin A N 1986 Theory of dipole-exchange spin wave spectrum for ferromagnetic films with mixed exchange boundary conditions *J. Phys. C: Solid State Phys.* **19** 7013

- [30] Tupitsyn I S, Stamp P C E and Burin A L 2008 Stability of Bose–Einstein condensates of hot magnons in yttrium iron garnet films *Phys. Rev. Lett.* **100** 257202
- [31] Li F, Saslow W M and Pokrovsky V L 2013 Phase diagram for magnon condensate in yttrium iron garnet film *Sci. Rep.* **3** 1372
- [32] Vansteenkiste A, Leliaert J, Dvornik M, Helsen M, Garcia-Sanchez F and Waeyenberge B V 2014 The design and verification of MuMax3 *AIP Adv.* **4** 107133
- [33] See supplemental materials
- [34] L’vov V S 1994 *Wave Turbulence under Parametric Excitation* (Berlin: Springer)
- [35] Clausen P, Bozhko D A, Vasyuchka V I, Hillebrands B, Melkov G A and Serga A A 2015 Stimulated thermalization of a parametrically driven magnon gas as a prerequisite for Bose–Einstein magnon condensation *Phys. Rev. B* **91** 220402
- [36] Mohseni M *et al* 2020 Parametric generation of propagating spin-waves in ultrathin yttrium iron garnet waveguides *Phys. Status Solidi* **14** 2000011
- [37] Brächer T, Pirro P and Hillebrands B 2017 Parallel pumping for magnon spintronics: amplification and manipulation of magnon spin currents on the micron-scale *Phys. Rep.* **30** 699
- [38] Pirro P, Sebastian T, Brächer T, Serga A A, Kubota T, Naganuma H, Oogane M, Ando Y and Hillebrands B 2014 Non-Gilbert-damping mechanism in a ferromagnetic Heusler compound probed by nonlinear spin dynamics *Phys. Rev. Lett.* **113** 227601