



Hydroxyl Functionalized Pyridinium Ionic Liquids: Experimental and Theoretical Study on Physicochemical and Electrochemical Properties

Kallidanthiyil Chellappan Lethesh^{1*}, Sigvart Evjen¹, Jaganathan Joshua Raj², Denis C. D. Roux³, Vishwesh Venkatraman¹, Kaushik Jayasayee⁴ and Anne Fiksdahl¹

¹ Department of Chemistry, Norwegian University of Science and Technology, Trondheim, Norway, ² Center of Research in Ionic Liquids (CORIL), Universiti Teknologi PETRONAS, Perak, Malaysia, ³ Université Grenoble Alpes (UGA), Grenoble, France, ⁴ SINTEF Industry, Sustainable Energy Technology, Trondheim, Norway

OPEN ACCESS

Edited by:

Nawshad Muhammad,
COMSATS University, Islamabad
Campus, Pakistan

Reviewed by:

Amir Sada Khan,
University of Science and Technology
Bannu, Pakistan
Zahoor Ullah,
Department of Biotechnology,
Balochistan University of Information
Technology, Engineering
and Management Sciences, Pakistan

*Correspondence:

Kallidanthiyil Chellappan Lethesh
lethesh.k.chellappan@ntnu.no

Specialty section:

This article was submitted to
Green and Sustainable Chemistry,
a section of the journal
Frontiers in Chemistry

Received: 21 June 2019

Accepted: 29 August 2019

Published: 18 September 2019

Citation:

Lethesh KC, Evjen S, Raj JJ,
Roux DCD, Venkatraman V,
Jayasayee K and Fiksdahl A (2019)
Hydroxyl Functionalized Pyridinium
Ionic Liquids: Experimental and
Theoretical Study on Physicochemical
and Electrochemical Properties.
Front. Chem. 7:625.
doi: 10.3389/fchem.2019.00625

Structurally modified hydroxyl functionalized pyridinium ionic liquids (ILs), liquid at room temperature, were synthesized and characterized. Alkylated *N*-(2-hydroxyethyl)-pyridinium ILs were prepared from alkylpyridines via corresponding bromide salts by *N*-alkylation (65–93%) and final anion exchange (75–96%). Pyridinium-alkylation strongly influenced the IL physicochemical and electrochemical properties. Experimental values for the ILs physicochemical properties (density, viscosity, conductivity, and thermal decomposition temperature), were in good agreement with corresponding predicted values obtained by theoretical calculations. The pyridinium ILs have electrochemical window of 3.0–5.4 V and were thermally stable up to 405°C. The IL viscosity and density were measured over a wide temperature range (25–80°C). Pyridine alkyl-substitution strongly affected the partial positive charge on the nitrogen atom of the pyridinium cations, as shown by charge distribution calculations. On-going studies on Mg complexes of the new ILs demonstrate promising properties for high current density electrodeposition of magnesium.

Keywords: charge distribution, conductivity, COSMO-RS, electrodeposition, ionic liquid

INTRODUCTION

Ionic liquids (ILs) are organic salts with melting points preferably below 100°C (Welton, 1999). ILs have interesting properties, such as very low vapor pressure, large liquid range, wide electrochemical window, high thermal stability (Wasserscheid and Welton, 2008). Because of their unique properties, ILs are applied in various fields. One key advantage of ILs is the ability to tune their properties for specific applications by careful selection and design of cations and anions. For instance, some ILs are good electrolytes for rechargeable batteries and promising media for separation processes (Brennecke and Maginn, 2001; Domanska et al., 2007; Nasir Shah et al., 2014; Shah et al., 2016; Su et al., 2016). Others are promising solvents for chemical reactions and material transformations (Green et al., 2009; Chen and Ying, 2013). In order to develop processes and technologies, it is necessary to have a better understanding of the effect on IL physicochemical and electrochemical properties, obtained by chemical modifications of IL cations and anions.

Although a large number of studies on the properties of conventional ILs has been performed (Suarez et al., 1998; Tokuda et al., 2005; Lethesh et al., 2012, 2014, 2015; Kermanioryani et al., 2016), functionalized ILs (Brasse et al., 2000; Visser et al., 2001; Lethesh et al., 2011, 2012; Leys et al., 2014; Raj et al., 2017) with coordinating group attached to the cation or anion or on both, are still to be explored (Davis, 2004; Ullah et al., 2015, 2016; Khan et al., 2018; Grossereid et al., 2019). Functionalized ILs, especially with carboxylic groups are well-known for their ability to dissolve large amount of metal salts (Nockemann et al., 2008, 2009). However, most of them have very low electrochemical stability, in contrast to nitrile functionalized ILs having higher electrochemical stability. A comprehensive study on the physicochemical properties of nitrile-functionalized pyridinium ILs is reported (Lethesh et al., 2011), while limited studies on hydroxyl functionalized ILs are known. However, volumetric, physicochemical, as well as electrical conductivity properties of hydroxyl functionalized pyrrolidinium, piperidinium (Wu et al., 2011), and imidazolium (Liu et al., 2015) ILs have been studied. The synthesis of *N*-(hydroxyethyl) functionalized pyridinium ILs is also reported, but only unsubstituted pyridinium cations were studied (Makino et al., 2013). Selection of target compounds for IL synthesis have mostly been based on chemical experience and anticipated properties. In contrast, in this work, the strategy for design of target ILs for specific applications was based on initial theoretical predictions of IL thermophysical properties prior to experimental synthesis. Theoretical predictions focused mainly on the viscosity, density, and thermal stability of the ILs, as these properties are most important for IL applications. In the present project, the effect on IL physicochemical and electrochemical properties obtained by IL modification by varying the pyridinium cation structures, is studied (**Figure 1**). Hydroxyl functionalized ILs were modified by pyridine mono- or di-alkylation in different positions. An ethyl-C2 chain was used as a hydroxyl/pyridine spacer and bis(trifluoromethanesulfonyl) imide (Tf₂N) was the anion. The temperature dependent density and viscosity, as well as the thermal stability of the hydroxyl functionalized pyridinium ILs were measured. The ILs were prepared for subsequent studies of their ability to give Mg-IL complexes by Mg coordination and their potential as electrolytes for Mg-ion rechargeable batteries.

EXPERIMENTAL

General

All commercially available chemicals were used without further purification. ¹H and ¹³C NMR spectra were recorded using a 400 or 600 MHz spectrometer. Chemical shifts are reported in ppm (δ) downfield from tetramethylsilane (TMS) as internal standard. Coupling constants (*J*) are reported in Hertz (Hz). Accurate mass determination by HRMS in positive and negative mode was performed on a “Synapt G2-S” Q-TOF instrument from Waters TM. Samples were ionized by ASAP (APCI) or ESI probes. No chromatographic separation was used prior to the mass analysis. Calculated exact mass and spectra processing was done by Waters TM Software Masslynx V4.1 SCN871.

Synthesis and Characterization

General Procedure A; Synthesis of

1-(2-Hydroxyethyl)pyridinium Bromides (1-12Br)

2-Bromoethanol (e.g., 32 mmol) was added to a solution of the appropriate pyridine derivative (e.g., 32 mmol), and the reaction mixture was stirred at 50°C for 24 h. The obtained solid was washed with ethyl acetate (3 × 20 mL) and the residual solvent was removed in a rotary evaporator. The product was further dried in a Schlenk line at 50°C for 24 h to yield the respective pyridinium bromide salt (65–93%), which was characterized by ¹H and ¹³C NMR (**Supporting Information**).

1-(2-Hydroxyethyl)pyridinium Bromide (1Br)

The target product was prepared by *General Procedure A* from pyridine (2.5 g, 32.20 mmol) and 2-bromoethanol (4.02 g, 32.20 mmol) and obtained as a white solid (11.60 g, 90%). ¹H NMR [DMSO(*d*₆)] δ : 3.85 (m, 2H), 4.7 (t, 2H, *J* = 5.40 Hz), 5.28 (t, 1H, *J* = 5.46 Hz), 8.15 (t, 1H, *J* = 8.19 Hz), 8.60 (t, 1H, *J* = 5.35 Hz), 9.0 (d, 2H, *J* = 5.46 Hz). ¹³C NMR [DMSO (*d*₆)] δ : 60.47, 63.56, 128.18, 145.60, 146.04.

1-(2-Hydroxyethyl)-2-Methylpyridinium Bromide (2Br)

The target product was prepared by *General Procedure A* from 2-methylpyridine (3.0 g, 32.20 mmol) and 2-bromoethanol (4.02 g, 32.20 mmol) and obtained as colorless liquid (6 g, 86%). ¹H NMR [DMSO(*d*₆)] δ : 2.86 (m, 3H), 3.88 (m, 2H), 4.67 (t, 2H, *J* = 5.11 Hz), 5.26 (t, 1H, *J* = 5.67 Hz), 7.97 (t, 1H, *J* = 6.13 Hz), 8.06 (d, 1H, *J* = 7.66 Hz), 8.48 (t, 1H, *J* = 6.13 Hz), 8.90 (d, 1H, *J* = 6.13 Hz). ¹³C NMR [DMSO (*d*₆)] δ : 20.48, 59.72, 59.81, 125.56, 130.08, 145, 61, 146.57, 156.10.

1-(2-Hydroxyethyl)-3-Methylpyridinium Bromide (3Br)

The target product was prepared by *General Procedure A* from 3-methylpyridine (3.0 g, 32.20 mmol) and 2-bromoethanol (4.02 g, 32.20 mmol) and obtained as a colorless solid (6.0 g, 86%). ¹H NMR [DMSO(*d*₆)] δ : 2.48 (s, 3H), 3.86 (m, 2H), 4.61 (m, 2H, *J* = 5.20 Hz), 5.24 (t, 1H, *J* = 5.59 Hz), 8.06 (t, 1H, *J* = 6.64 Hz), 8.47 (d, 1H, *J* = 7.81 Hz), 8.84 (d, 1H, *J* = 5.86 Hz), 9.01 (s, 1H). ¹³C NMR [DMSO (*d*₆)] δ : 18.31, 60.43, 63.47, 127.47, 138.79, 142.97, 144.98, 146.32.

1-(2-Hydroxyethyl)-4-Methylpyridinium Bromide (4Br)

The target product was prepared by *General Procedure A* from 4-methylpyridine (5.0 g, 53.68 mmol) and 2-bromoethanol (6.81 g, 53.68 mmol) and obtained as a colorless solid (10.7 g, 91%). ¹H NMR [DMSO(*d*₆)] δ : 2.61 (s, 3H), 3.82 (m, 2H), 4.59 (t, 2H, *J* = 5.21 Hz), 5.24 (t, 1H, *J* = 5.21 Hz), 7.99 (d, 2H, *J* = 5.95 Hz), 8.84 (d, 2H, *J* = 6.59 Hz). ¹³C NMR [DMSO (*d*₆)] δ : 21.84, 60.44, 62.74, 128.44, 144, 60, 159.31.

1-(2-Hydroxyethyl)-2,3-Dimethylpyridinium Bromide (5Br)

The target product was prepared by *General Procedure A* from 2,3-methylpyridine (5.0 g, 46.66 mmol) and 2-bromoethanol

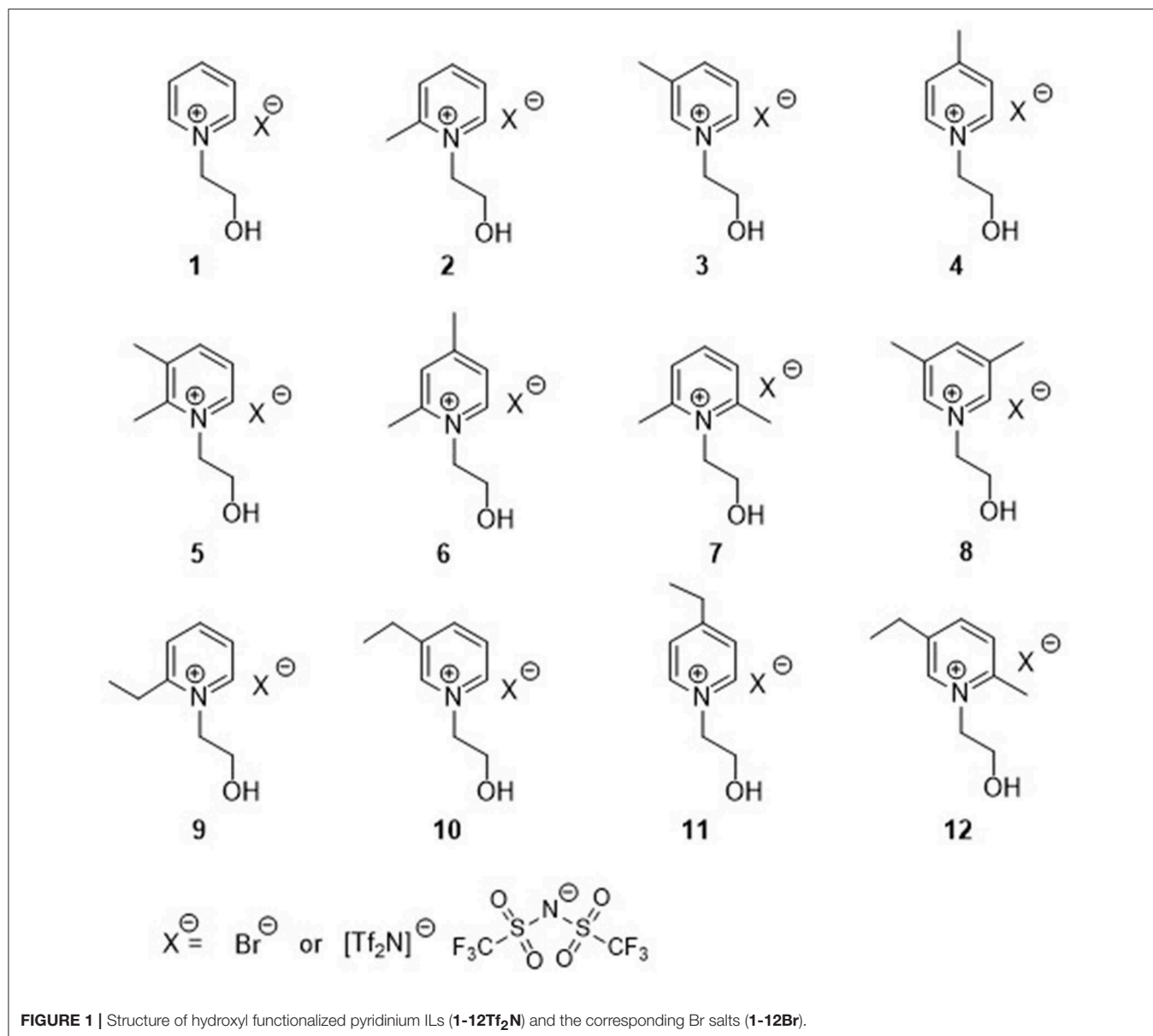


FIGURE 1 | Structure of hydroxyl functionalized pyridinium ILs (1-12Tf₂N) and the corresponding Br salts (1-12Br).

5.92 g, 46.66 mmol) and obtained as a colorless solid (10.0 g, 92%). ¹H NMR [DMSO (d₆)] δ: 2.88 (s, 6H), 3.99 (m, 2H), 4.61 (t, 2H, J = 6.35 Hz), 4.73 (t, 1H, J = 5.19 Hz), 7.69 (t, 2H, J = 7.31 Hz), 8.19 (d, 1H, J = 7.74 Hz). ¹³C NMR [DMSO (d₆)] δ: 22.15, 55.39, 58.89, 128.38, 144.78, 157.16.

1-(2-Hydroxyethyl)-2,5-Dimethylpyridinium Bromide (6Br)

The target product was prepared by *General Procedure A* from 2,5-methylpyridine (5.0 g, 46.66 mmol) and 2-bromoethanol (5.92 g, 46.66 mmol) and obtained as a colorless solid (9.9 g, 91%). ¹H NMR [DMSO (d₆)] δ: 2.48 (s, 3H), 2.73 (s, 3H), 3.92 (m, 2H), 4.62 (t, 1H, 5.81 Hz), 4.74 (t, 2H, 5.77 Hz), 7.64 (d, 1H, J = 7.03 Hz), 7.69 (s, 1H), 8.68 (d, 1H, J = 6.44 Hz). ¹³C NMR [DMSO (d₆)] δ: 17.29, 19.80, 59.77, 60.97, 117.87, 124.51, 139.58, 144.

1-(2-Hydroxyethyl)-2,6-Dimethylpyridinium Bromide (7Br)

The target product was prepared by *General Procedure A* from 2,6-methylpyridine (5.0 g, 46.66 mmol) and 2-bromoethanol (5.92 g, 46.66 mmol) and obtained as a colorless solid (7.0 g, 65%). ¹H NMR [DMSO (d₆)] δ: 2.81 (s, 6H), 3.82 (t, 2H, J = 5.51 Hz), 4.59 (t, 2H, J = 5.38 Hz), 7.83 (d, 2H, J = 7.85 Hz), 8.28 (t, 2H, J = 7.85 Hz). ¹³C NMR [DMSO (d₆)] δ: 21.86, 54.94, 58.95, 128.07, 144.79, 156.74.

1-(2-Hydroxyethyl)-3,5-Dimethylpyridinium Bromide (8Br)

The target product was prepared by *General Procedure A* from 3,5-methylpyridine (5.0 g, 46.66 mmol) and 2-bromoethanol (5.92 g, 46.66 mmol) and obtained as a colorless solid (10.0 g,

92%). ^1H NMR [DMSO (d_6)] δ : 2.88 (s, 6H), 3.87 (m, 2H), 4.57 (t, 2H, $J = 4.57$ Hz), 5.23 (t, 1H, $J = 5.08$ Hz), 8.33 (s, 1H), 8.80 (s, 1H). ^{13}C NMR [DMSO (d_6)] δ : 18.16, 60.37, 63.32, 137.94, 142.41, 146.71.

1-(2-Hydroxyethyl)-2-Ethylpyridinium Bromide (9Br)

The target product was prepared by *General Procedure A* from 2-ethylpyridine (5.0 g, 46.66 mmol) and 2-bromoethanol (5.92 g, 46.66 mmol) and obtained as a colorless solid (7.2 g, 66%). ^1H NMR [DMSO (d_6)] δ : 1.33 (t, 3H, $J = 7.74$ Hz), 3.20 (m, 2H), 3.87 (m, 2H), 4.68 (t, 2H, $J = 4.30$ Hz), 5.27 (t, 1H, $J = 5.08$ Hz), 7.98 (t, 1H, $J = 6.17$ Hz), 8.06 (d, 1H, $J = 7.20$ Hz), 8.52 (m, 1H, $J = 6.48$ Hz), 8.90 (m, 1H, $J = 5.08$ Hz). ^{13}C NMR [DMSO (d_6)] δ : 12.61, 25.70, 59.26, 60.16, 125.43, 128.07, 145.85, 146.65, 160.16.

1-(2-Hydroxyethyl)-3-Ethylpyridinium Bromide (10Br)

The target product was prepared by *General Procedure A* from 3-ethylpyridine (5.0 g, 46.66 mmol) and 2-bromoethanol (5.92 g, 46.66 mmol) and obtained as a colorless solid (10.15 g, 93%). ^1H NMR [DMSO (d_6)] δ : 1.31 (t, 3H, $J = 7.79$ Hz), 2.88 (m, 2H), 3.96 (m, 2H), 4.73 (t, 3H, $J = 5.45$ Hz), 7.93 (t, 1H, $J = 7.30$ Hz), 8.36 (d, 1H, $J = 7.91$ Hz), 8.77 (d, 2H, $J = 6.09$ Hz), 8.87 (s, 1H). ^{13}C NMR [DMSO (d_6)] δ : 14.37, 26.21, 60.95, 64.01, 127.96, 143.26, 144.98, 145.52, 145.68.

1-(2-Hydroxyethyl)-4-Ethylpyridinium Bromide (11Br)

The target product was prepared by *General Procedure A* from 4-ethylpyridine (5.0 g, 46.66 mmol) and 2-bromoethanol (5.92 g, 46.66 mmol) and obtained as a colorless solid (10.0 g, 92%). ^1H NMR [DMSO (d_6)] δ : 1.21 (t, 3H, $J = 7.18$ Hz), 2.87 (m, 2H), 3.79 (t, 2H, $J = 5.03$ Hz), 4.57 (t, 2H, $J = 5.06$ Hz), 5.18 (s, 1H), 7.97 (d, 2H, $J = 6.66$ Hz), 8.84 (d, 2H, $J = 6.98$ Hz). ^{13}C NMR [DMSO (d_6)] δ : 13.96, 28.44, 60.45, 62.70, 127.28, 144.90, 164.23.

5-Ethyl-1-(2-Hydroxyethyl)-2-Methylpyridinium Bromide (12Br)

The target product was prepared by *General Procedure A* from 5-ethyl-2-methylpyridine (5.0 g, 41.26 mmol) and 2-bromoethanol (5.23 g, 41.26 mmol) and obtained as a colorless solid (9.5 g, 93%). ^1H NMR [DMSO (d_6)] δ : 1.20 (t, 3H, $J = 7.48$ Hz), 2.71 (t, 2H, $J = 7.48$ Hz), 2.75 (s, 3H), 3.81 (t, 2H), 4.56 (t, 2H, $J = 5.34$ Hz), 5.19 (t, 1H), 7.92 (d, 1H, $J = 8.30$ Hz), 8.33 (t, 1H, 6.30 Hz), 8.79 (s, 1H). ^{13}C NMR [DMSO (d_6)] δ : 14.86, 20.04, 25.07, 59.59, 59.97, 129.61, 141.50, 145.16, 153.47.

General Procedure B; Preparation of 1-(2-Hydroxyethyl)pyridinium ILs (1-12Tf₂N)

To a solution of the appropriate bromide (1-12Br) (e.g., 14.70 mmol) in water (15 mL), lithiumbis(trifluoromethylsulfonyl)imide (4.22 g, 14.70 mmol) was added. The mixture was stirred at room temperature for 2 h and two layers were formed. The aqueous layer was removed

by decantation and the ionic liquid layer was washed several times with deionized water until the aqueous layer gave no precipitate by treatment with a AgNO_3 solution. The water was removed by a rotary evaporator and the IL was further dried in a Schlenk line at 50°C for 24 h. The target hydroxyl functionalized pyridinium IL (75–96%) was characterized by ^1H and ^{13}C NMR (**Supporting Information**). Accurate high-resolution mass determination by HRMS in positive and negative mode, confirmed the identity of the respective pyridinium cation and the Tf_2N imide anion.

1-(2-Hydroxyethyl)pyridinium bis(Trifluoromethanesulfonyl)imide (1Tf₂N)

The target product, prepared by *General Procedure B* from 1Br (3.0 g, 14.70 mmol) and LiTf_2N (4.22 g, 14.70 mmol), was obtained as a colorless liquid (5.5 g, 92%). ^1H NMR [DMSO (d_6)] δ : 8.99 (d, 2H, $J = 5.74$ Hz), 8.60 (t, 1H, $J = 6.45$ Hz), 8.14 (t, 2H, $J = 6.81$ Hz), 5.22 (s, 1H), 4.65 (t, 2H, $J = 4.74$ Hz), 3.87 (t, 2H, $J = 5.15$ Hz). ^{13}C NMR [DMSO (d_6)] δ : 145.99, 145.56, 128.15, 121.52 (q), 63.66, 60.46. HRMS (ES+): calcd for $\text{C}_7\text{H}_{10}\text{NO}$ [M] 124.0762, obsd 124.0760. HRMS (ES-): calcd for Tf_2N [M] 279.9173, obsd 271.9173.

1-(2-Hydroxyethyl)-2-Methylpyridinium bis(Trifluoromethanesulfonyl)imide (2Tf₂N)

The target product, prepared by *General Procedure B* from 2Br (2.5 g, 11.46 mmol) and LiTf_2N (3.29 g, 11.46 mmol), was obtained as a colorless liquid (4.5 g, 93%). ^1H NMR [DMSO (d_6)] δ : 8.86 (d, 1H, $J = 5.42$ Hz), 8.46 (t, 1H, $J = 6.77$ Hz), 8.04 (d, 1H, $J = 8.13$ Hz), 7.97 (t, 1H, $J = 6.32$ Hz), 5.29 (s, 1H), 4.64 (t, 2H, $J = 5.67$ Hz), 3.89 (t, 2H, $J = 4.90$ Hz), 2.85 (s, 3H). ^{13}C NMR [DMSO (d_6)] δ : 156.06, 146.51, 145.55, 130.06, 125.53, 121.52 (q), 59.80, 59.73, 20.40. HRMS (ES+): calcd for $\text{C}_8\text{H}_{12}\text{NO}$ [M] 138.0919, obsd 138.0917. HRMS (ES-): calcd for Tf_2N [M] 279.9173, obsd 271.9179.

1-(2-Hydroxyethyl)-3-Methylpyridinium bis(Trifluoromethanesulfonyl)imide (3Tf₂N)

The target product, prepared by *General Procedure B* from 3Br (2.5 g, 11.46 mmol) and LiTf_2N (3.29 g, 11.46 mmol), was obtained as a colorless liquid (4.0 g, 83%). ^1H NMR [DMSO (d_6)] δ : 8.89 (s, 1H), 8.82 (d, 1H, $J = 6.08$ Hz), 8.45 (d, 1H, $J = 7.91$ Hz), 8.05 (t, 1H, $J = 6.08$ Hz), 5.26 (s, 1H), 4.61 (t, 2H, $J = 5.09$ Hz), 3.88 (t, 2H, $J = 5.09$ Hz), 2.51 (s, 3H). ^{13}C NMR [DMSO (d_6)] δ : 146.27, 144.89, 142.88, 127.42, 121.52 (q), 63.55, 60.42, 18.20. HRMS (ES+): calcd for $\text{C}_8\text{H}_{12}\text{NO}$ [M] 138.0919, obsd 138.0918. HRMS (ES-): calcd for Tf_2N [M] 279.9173, obsd 279.9179.

1-(2-Hydroxyethyl)-4-Methylpyridinium bis(Trifluoromethanesulfonyl)imide (4Tf₂N)

The target product, prepared by *General Procedure B* from 4Br (5.0 g, 22.92 mmol) and LiTf_2N (6.58, 22.92 mmol), was obtained as a colorless liquid (8.0 g, 83%). ^1H NMR [DMSO (d_6)] δ : 8.50 (d, 2H, $J = 6.03$ Hz), 7.83 (d, 2H, $J = 6.30$ Hz), 4.52 (t, 2H, $J = 4.79$ Hz), 3.91 (t, 2H, $J = 4.79$ Hz), 3.31 (s, 1H), 2.63 (s, 3H). ^{13}C NMR [DMSO (d_6)] δ : 144.42, 128.97, 117.97,

121.52 (q), 63.49, 60.85, 21.75. HRMS (ES+): calcd for C₈H₁₂NO [M] 138.0919, obsd 138.0918. HRMS (ES-): calcd for Tf₂N [M] 279.9173, obsd 279.9173.

1-(2-Hydroxyethyl)-2,3-Dimethylpyridinium bis(Trifluoromethanesulfonyl)imide (5Tf₂N)

The target product, prepared by *General Procedure B* from **5Br** (5.0 g, 21.54 mmol) and LiTf₂N (6.18, 21.54 mmol), was obtained as a colorless liquid (9.0 g, 96%). ¹H NMR [DMSO (d₆)] δ: 8.24 (t, 1H, J = 7.50 Hz), 7.80 (d, 2H, J = 8.03 Hz), 5.24 (s, 1H), 4.57 (t, 2H, J = 5.34 Hz), 3.81 (d, 2H, J = 5.57 Hz), 2.79 (s, 6H). ¹³C NMR [DMSO (d₆)] δ: 156.74, 144.79, 128.05, 121.54 (q), 59.03, 54.87, 21.77. HRMS (ES+): calcd for C₉H₁₄NO [M] 152.1075, obsd 152.1071. HRMS (ES-): calcd for Tf₂N [M] 279.9173, obsd 279.9176.

1-(2-Hydroxyethyl)-2,5-Dimethylpyridinium bis(Trifluoromethanesulfonyl)imide (6Tf₂N)

The target product, prepared by *General Procedure B* from **6Br** (5.0 g, 21.54 mmol) and LiTf₂N (6.18, 21.54 mmol), was obtained as a colorless liquid (7.6 g, 81%). ¹H NMR [DMSO (d₆)] δ: 8.67 (d, 1H, J = 6.20 Hz), 7.84 (s, 1H), 7.68 (d, 1H, J = 4.55 Hz), 5.30 (s, 1H), 4.56 (t, 2H, J = 5.16 Hz), 3.84 (t, 2H, J = 4.95 Hz), 2.74 (s, 3H), 2.49 (s, 3H). ¹³C NMR [DMSO (d₆)] δ: 158.74, 154.70, 145.43, 130.17, 126.06, 121.52(q), 59.83, 58.90, 21.45, 19.88. HRMS (ES+): calcd for C₉H₁₄NO [M] 152.1075, obsd 152.1077. HRMS (ES-): calcd for Tf₂N [M] 279.9173, obsd 279.9177.

1-(2-Hydroxyethyl)-2,6-Dimethylpyridinium bis(Trifluoromethanesulfonyl)imide (7Tf₂N)

The target product, prepared by *General Procedure B* from **7Br** (5.0 g, 21.54 mmol) and LiTf₂N (6.18, 21.54 mmol), was

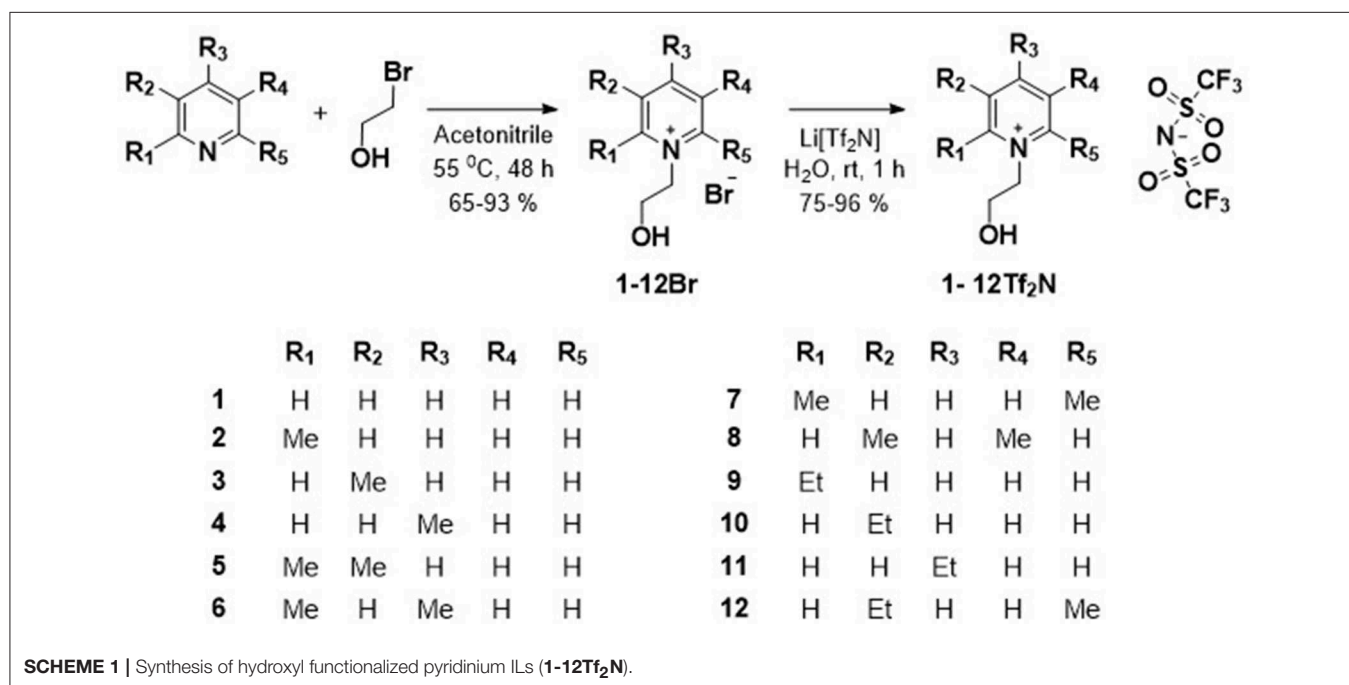
obtained as a colorless liquid (7.7 g, 82%). ¹H NMR [DMSO (d₆)] δ: 8.26 (t, 2H, J = 7.61 Hz), 7.80 (d, 1H, J = 7.61 Hz), 5.24 (s, 1H), 4.57 (t, 2H, J = 5.74 Hz), 3.81 (t, 2H, J = 5.74 Hz), 2.79 (s, 6H). ¹³C NMR [DMSO (d₆)] δ: 156.74, 144.79, 128.05, 121.50 (q), 59.03, 54.87, 21.77. HRMS (ES+): calcd for C₉H₁₄NO [M] 152.1075, obsd 152.1074. HRMS (ES-): calcd for Tf₂N [M] 279.9173, obsd 279.9177.

1-(2-Hydroxyethyl)-3,5-Dimethylpyridinium bis(Trifluoromethanesulfonyl)imide (8Tf₂N)

The target product, prepared by *General Procedure B* from **8Br** (5.0 g, 21.54 mmol) and LiTf₂N (6.18, 21.54 mmol), was obtained as a colorless liquid (7.7 g, 82%). ¹H NMR [DMSO (d₆)] δ: 8.74 (s, 2H), 8.30 (s, 1H), 5.22 (s, 1H), 4.54 (t, 2H, J = 5.10 Hz), 3.87 (t, 2H, J = 4.54 Hz), 2.47 (s, 6H). ¹³C NMR [DMSO (d₆)] δ: 146.69, 142.36, 138.0, 121.50 (q), 63.44, 60.39, 18.07. HRMS (ES+): calcd for C₉H₁₄NO [M] 152.1075, obsd 152.1075. HRMS (ES-): calcd for Tf₂N [M] 279.9173, obsd 279.9178.

2-Ethyl-1-(2-Hydroxyethyl)pyridinium bis(Trifluoromethanesulfonyl)imide (9Tf₂N)

The target product, prepared by *General Procedure B* from **9Br** (6.0 g, 25.84 mmol) and LiTf₂N (7.42 g, 25.84 mmol), was obtained as a colorless liquid (8.5 g, 76%). ¹H NMR [DMSO (d₆)] δ: 8.82 (d, 1H, J = 5.03 Hz), 8.43 (t, 1H, J = 6.82 Hz), 7.95 (d, 1H, J = 8.42 Hz), 7.88 (t, 1H, J = 6.82 Hz), 5.30 (s, 1H), 4.60 (t, 2H, J = 5.47 Hz), 3.80 (t, 2H, J = 5.47 Hz), 3.12 (m, 2H), 1.27 (t, 3H, J = 7.30 Hz). ¹³C NMR [DMSO (d₆)] δ: 160.17, 146.67, 145.81, 128.04, 125.40, 121.54(q), 60.17, 59.29, 25.66, 12.50. HRMS (ES+): calcd for C₉H₁₄NO [M] 152.1075, obsd 152.1073. HRMS (ES-): calcd for Tf₂N [M] 279.9173, obsd 279.9179.



3-Ethyl-1-(2-Hydroxyethyl)pyridinium bis(Trifluoromethanesulfonyl)imide (10Tf₂N)

The target product, prepared by *General Procedure B* from **10Br** (5.0 g, 21.54 mmol) and LiTf₂N (6.18 g, 21.54 mmol), was obtained as a colorless liquid (8.5 g, 91%). ¹H NMR [DMSO (d₆)] δ: 8.88 (s, 1H), 8.80 (d, 1H, J = 6.21 Hz), 8.49 (d, 2H, J = 7.99 Hz), 8.05 (t, 1H, J = 6.24 Hz), 5.20 (s, 1H), 4.60 (t, 2H, J = 4.55 Hz), 3.88 (t, 2H, J = 5.91 Hz), 2.84 (m, 2H), 1.28 (t, 3H, J = 6.98 Hz). ¹³C NMR [DMSO (d₆)] δ: 145.28, 144.51, 144.33, 143.04, 127.63, 121.50 (q), 63.57, 60.43, 25.52, 14.63. HRMS (ES+): calcd for C₉H₁₄NO [M] 152.1075, obsd 152.1073. HRMS (ES-): calcd for Tf₂N [M] 279.9173, obsd 279.9178.

4-Ethyl-1-(2-Hydroxyethyl)pyridinium bis(Trifluoromethanesulfonyl)imide (11Tf₂N)

The target product, prepared by *General Procedure B* from **11Br** (5.0 g, 21.54 mmol) and LiTf₂N (6.18 g, 21.54 mmol), was obtained as a colorless liquid (7.0 g, 75%). ¹H NMR [DMSO (d₆)] δ: 8.80 (d, 2H, J = 6.97 Hz), 7.96 (d, 2H, J = 6.39 Hz), 5.18 (s, 1H), 4.52 (t, 2H, J = 5.25 Hz), 3.78 (t, 2H, J = 4.59 Hz), 2.86 (m, 2H), 1.21 (t, 3H, J = 7.21 Hz). ¹³C NMR [DMSO (d₆)] δ: 164.29, 144.87, 127.27, 121.54 (q), 62.81, 60.44, 28.44, 13.87. HRMS (ES+): calcd for C₉H₁₄NO [M] 152.1075,

obsd 152.1078. HRMS (ES-): calcd for Tf₂N [M] 279.9173, obsd 279.9178.

5-Ethyl-1-(2-Hydroxyethyl)-2-Methylpyridinium bis(Trifluoromethanesulfonyl)imide (12Tf₂N)

The target product, prepared by *General Procedure B* from **12Br** (5.0 g, 20.31 mmol) and LiTf₂N (5.83 g, 20.31 mmol), was obtained as a colorless liquid (8.1 g, 89%). ¹H NMR [DMSO (d₆)] δ: 8.43 (s, 1H), 8.23 (m, 1H, J = 6.19 Hz), 7.79 (d, 1H, J = 8.47 Hz), 4.54 (t, 2H, J = 4.79 Hz), 3.95 (t, 2H, J = 4.44 Hz), 3.29 (s, 1H), 2.82 (m, 2H), 2.76 (s, 3H), 1.27 (t, 3H, J = 7.61 Hz). ¹³C NMR [DMSO (d₆)] δ: 145.62, 145.08, 142.72, 130.12, 121.4 (q), 117.94, 60.36, 60.08, 25.53, 20.05, 14.25. HRMS (ES+): calcd for C₁₀H₁₆NO [M] 166.1232, obsd 166.1231. HRMS (ES-): calcd for Tf₂N [M] 279.9173, obsd 279.9178.

Physical Properties

Methods for measurement of IL viscosity, density, melting points (T_m), glass transition (T_g) temperatures, thermal decomposition (TGA) are described in **Supporting Information**.

Electrochemical Stability Measurement

The ILs were dried in a Schlenk line at 55°C for 24 h before electrochemical studies. The measurement of electrochemical

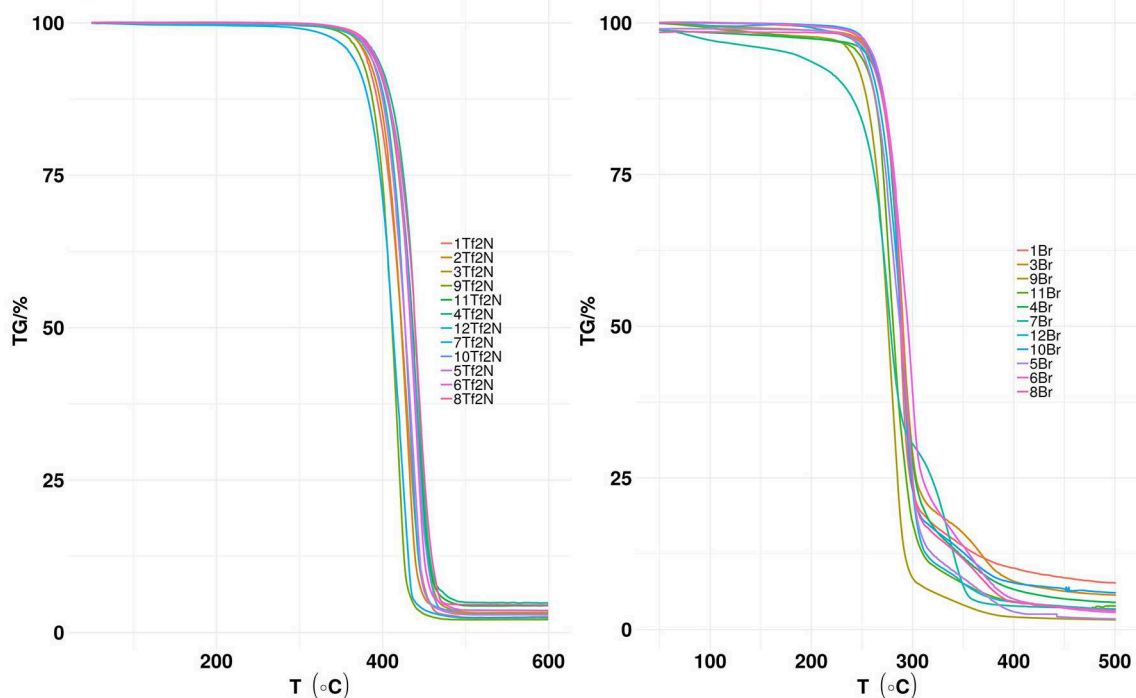


FIGURE 2 | TGA profile of (Tf₂N) anion-based hydroxyl functionalized pyridinium ILs (**1-12Tf₂N**) and the corresponding Br salts (**1-12Br**).

TABLE 1 | Glass transition temperature (T_g) of [Tf₂N] based hydroxyl functionalized ILs (1-12Tf₂N).

Entry	ILs	T_g (°C)	ILs	T_g (°C)
1	1Tf ₂ N	-72.9	7Tf ₂ N	-71.1
2	2Tf ₂ N	-73.8	8Tf ₂ N	-69.8
3	3Tf ₂ N	-75.5	9Tf ₂ N	-70.7
4	4Tf ₂ N	-74.3	10Tf ₂ N	-77.4
5	5Tf ₂ N	-65.5	11Tf ₂ N	-76.3
6	6Tf ₂ N	-67.8	12Tf ₂ N	-72.8

window (EW) was carried using Multichannel EIS System (Model: WEIS510), WonATech Co.Ltd in a glove box (25°C, water and oxygen content <1 ppm). Generally, three electrode systems were used in this EW measurement, namely the working electrode (GC-macro electrode), a counter electrode (platinum wire) and a reference electrode (Ag/AgCl electrode with glass frit). Approximately 0.5 mL of ILs sample was loaded into the glass cell for each experiment. Cyclic voltammetry (CV) measurement was taken with the sweep rate of 10 mV/s, starting from the anodic to the cathodic potentials and then reversing back to the initial value. In this case, 0.5 mA/cm² was selected as the cut off current density, based on previously published work and for easy comparison (Rogers et al., 2009; Hayyan et al., 2013).

Computational Details

For the optimization of the cation and anion structures, the BP functional B88-p86 with a triple- ζ valence polarized basis set (TZVP) and the resolution of identity standard (RI) approximation was employed (Weigend and Ahlrichs, 2005). The calculations were carried out using the COSMO-RS (COnductor-like Screening MOdel for Real Solvent) (Klamt, 2005) solvation scheme implemented in the software ORCA (Klamt, 2005). The output from ORCA (COSMO files) were then used as an input to the software COSMOtherm along with the parameterization set BP_TZVP_C30_01601. From this, values for ILs properties, such as temperature dependent densities and viscosities were obtained. The values for T_d , T_g , and electrical conductivity were estimated using machine learning models, reported in previous studies from our group (Venkatraman and Alsberg, 2016; Venkatraman et al., 2018a,b).

RESULTS AND DISCUSSION

Synthesis

The syntheses of hydroxyl functionalized pyridinium ILs (1-12Tf₂N) were performed in two steps (Scheme 1). Introduction of the *N*-(hydroxyethyl)-functionality on pyridine was carried out by *N*-alkylation of the appropriate methyl-/ethyl-substituted pyridines with 2-bromoethanol. The resulting *N*-(hydroxyethyl)-pyridinium bromide salts (1-12Br; 65–93%) were solids at room temperature. Subsequent anion exchange, by treatment of the pyridinium bromide salts (1-12Br) with lithium bis(trifluoromethylsulfonyl)imide (LiTf₂N),

afforded the corresponding Tf₂N based *N*-(hydroxyethyl)-pyridinium ILs (1-12Tf₂N; 75–96%), being liquid at room temperature. The molecular structure of the synthesized ILs were confirmed by ¹H, ¹³C NMR, and HRMS (in positive and negative mode for confirmation of the respective cations and the imide anion).

Thermal Profile

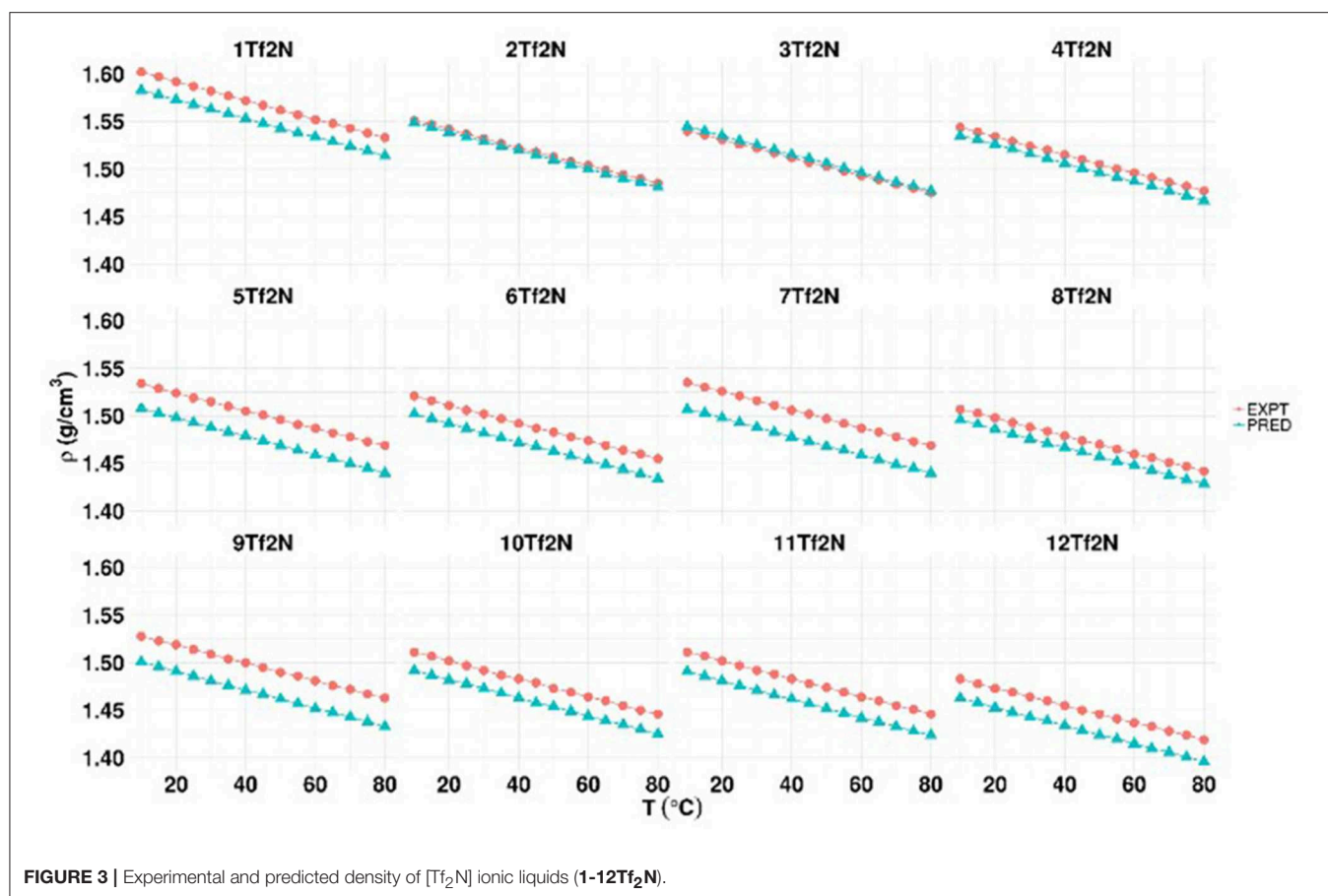
The thermal stability of (Tf₂N) based ILs (1-12Tf₂N) and the corresponding bromide salts (1-12Br) was measured (Figure 2).

The thermal stability (T_d) of the hydroxyl functionalized bromide salts 1-12Br was in the range of 234–269°C (Table 2 in Supporting Information). Pyridinium alkyl-substitution seems to have minor influence on the thermal stability, as demonstrated by the identical T_d value (267°C) for both 10Br (3-ethyl) and non-substituted 1Br. This result is in accordance with previous reports for *N*-alkylated pyridinium bromide salts, as similar T_d values of *N*-ethylpyridinium bromide (T_d 230°C) and 2,3-dimethyl-derivate (T_d 234°C) are reported (Venkatraman et al., 2018a).

T_d values of [Tf₂N] anion based ILs 1-12Tf₂N (Figure 2 above and Table 1 in Supporting Information) are significantly higher (377–405°C) than the bromide salts 1-12Br because of the weakly coordinating nature of the Tf₂N anion. Like the bromide salts, pyridinium alkyl-substitution has minor influence on thermal stability of [Tf₂N] anion based ILs. For example, the T_d values of the non-alkylated pyridinium IL (1Tf₂N; T_d 389°C), the mono-methyl IL 2Tf₂N (T_d 392°C), the di-methyl IL 5Tf₂N (T_d 377°C), the mono-ethyl IL 9Tf₂N (T_d 384°C) as well as ethyl-methyl IL 12Tf₂N (T_d 397°C) are quite similar. The studies show that hydroxyl functionalized (Tf₂N) based ILs are thermally more stable than their nitrile functionalized analog, as shown by the higher T_d value (389°C) of 1Tf₂N than the corresponding nitrile functionalized IL (360°C) at similar experimental conditions (Lethesh et al., 2011).

Predicted values for thermal stability of the ILs were obtained using machine learning models (Tables 1, 2 in Supporting Information) (Venkatraman et al., 2018a). The deviation of the values of 5Tf₂N varies with only 3°C (experimental T_d 377°C; predicted T_d 374°C), while the largest deviation (39°C) was observed for 7Tf₂N (experimental T_d 403°C; predicted T_d 364°C). In most cases, deviations between the experimental and calculated T_d values of 1-12Tf₂N ILs are within the calculated prediction uncertainties ($\pm 60^\circ\text{C}$).

Glass transition temperatures were measured for the ILs (1-12Tf₂N; Table 1). The lowest and highest values were observed for 10Tf₂N (T_g -77.4°C) and 5Tf₂N (T_g -65.5°C), respectively. No systematic effect on T_g was observed by varied pyridinium substitution of the hydroxyl functionalized ILs 1-12Tf₂N. For instance, the T_g values of non-substituted 1Tf₂N (T_g -72.9°C) and methyl-ethyl derivate 12Tf₂N (T_g -72.8) are close. T_g of the hydroxyl functionalized ILs (1-12Tf₂N) are significantly lower than the analogous non-hydroxy ILs; as demonstrated by the higher value for the *N*-ethylpyridinium Tf₂N IL (T_g -39.91°C) (Bittner et al., 2012) relative to the *N*-hydroxyethyl functionalized analog, 1Tf₂N (T_g -72.9°C) (Liu et al., 2010).



Density

The density (ρ) of ILs 1-12Tf₂N was measured at 15 different temperatures from 10 to 80°C (Figure 3 and Table 3 in Supporting Information). The density of 1Tf₂N was in accordance with the reported value (Makino et al., 2013) at similar experimental conditions.

The density dropped considerably by increased alkyl substitution. This is seen by the reduction in density going from the highest density value for non-alkylated pyridinium IL (1Tf₂N, 1.602 g/cm³) to the 2-methyl (2Tf₂N; 1.551 g/cm³), 3-ethyl (10 Tf₂N, 1.511 g/cm³), and 2-ethyl-6-ethyl (12 Tf₂N; 1.483 g/cm³) compounds. This effect may be due to the larger dispersive forces afforded by the increased number of carbons on the cation (Gaciño et al., 2011). The position of methyl substituents slightly influenced the density of the methyl-pyridinium ILs, as shown by the similar density for the 2-methyl (2Tf₂N), 3-methyl (3Tf₂N), and 4-methyl (4Tf₂N) isomers.

The density of dimethyl substituted ILs (5-8Tf₂N) increased significantly going from 3,5-dimethyl IL 8Tf₂N (1.507 g/cm³) through the 2,4-methyl-isomer 6Tf₂N (1.521 g/cm³) to the 2,3- and 2,6-dimethyl ILs 5Tf₂N and 7Tf₂N (1.535 g/cm³). The *N*-hydroxyethyl functionalized ILs 1-12Tf₂N have significantly higher density compared with their *N*-alkyl analog (Papaiconomou et al., 2012; Verdía et al., 2014). For example, the density of 1Tf₂N (1.592 g/cm³ at 20°C) is

significantly higher than the density of *N*-ethylpyridinium Tf₂N IL (1.534 g/cm³). Similarly, 1-(2-cyanoethyl)pyridinium IL also showed significantly lower density (1.50 g/cm³) compared to the hydroxyl functionalized analog studied in this work (Lethesh et al., 2011).

Temperature dependent densities of the ILs were obtained by DFT/COSMO-RS calculations (Figure 3 and Table 4 in Supporting Information). The smallest and highest deviations were observed for 2Tf₂N/3Tf₂N/4Tf₂N/8Tf₂N and 5Tf₂N/7Tf₂N/9Tf₂N, respectively. The experimental and predicted density values of the ILs were in good agreement, as the average absolute deviation between the experimental and predicted density values was \approx 0.017 g/cm³. IL 2Tf₂N (0.002 g/cm³) and 7Tf₂N (0.028 g/cm³) had the lowest and highest deviations (at 10°C).

Viscosity

As expected, the viscosity (η) of ILs 1-12Tf₂N, measured at seven temperatures (20, 30, 40, 50, 60, 70, 80°C) decreased by increasing temperature (Figure 4 and Table 5 in Supporting Information).

The viscosity of 1Tf₂N (143.1 mPa s) at 20°C was in accordance with previously reports (145.7 mPa s) (Makino et al., 2013). The study shows that the position of methyl/ethyl pyridine-substitution influences the viscosity of hydroxyl

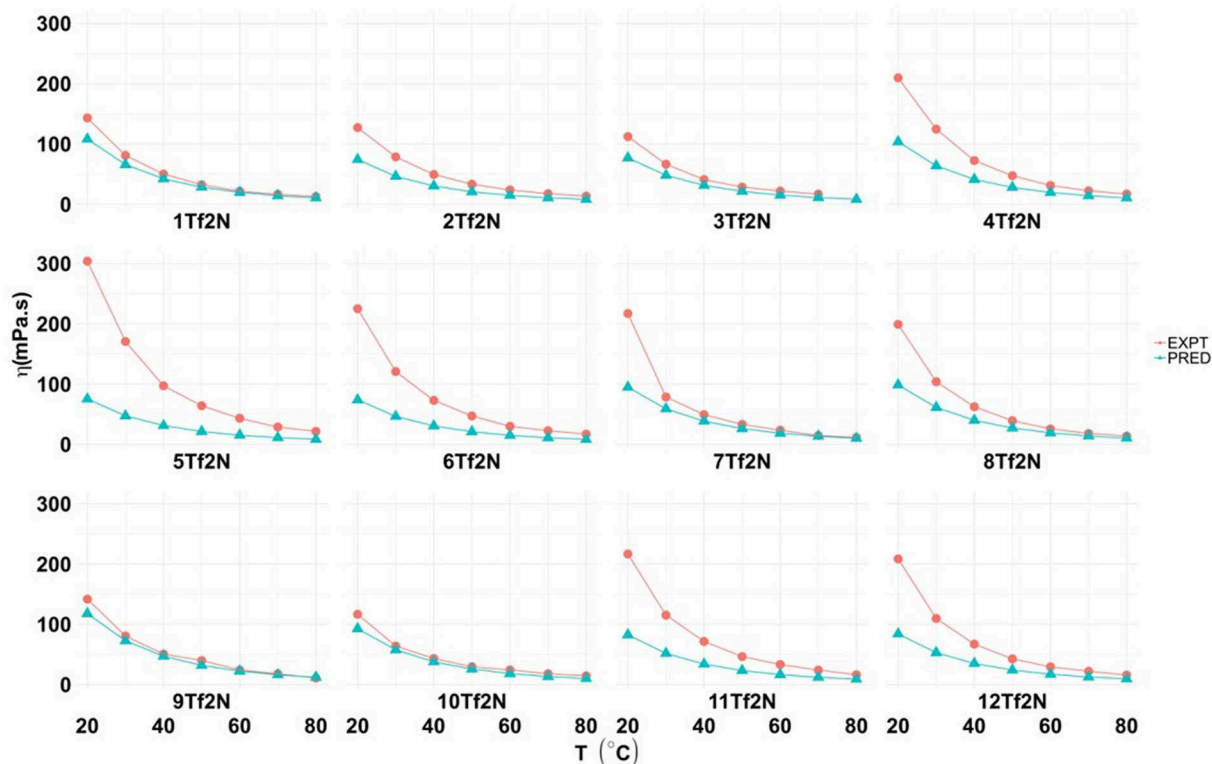


FIGURE 4 | Experimental and predicted values for viscosity (η ; mPa.s) of hydroxyl functionalized pyridinium ILs (**1-12Tf₂N**).

TABLE 2 | Cathodic (E_{CL}) and anodic potentials (E_{AL}) of ILs (**1-12Tf₂N**) vs. Ag/AgCl electrode (GC macro-electrode as a working electrode, 25°C).

Entry	ILs	E_{CL} (V)	E_{AL} (V)	EPW(V)
1	1Tf ₂ N	-1.13	2.76	3.89
2	2Tf ₂ N	-1.34	2.71	4.05
3	3Tf ₂ N	-1.29	2.71	4.00
4	4Tf ₂ N	-1.54	2.71	4.25
5	5Tf ₂ N	-1.31	2.63	3.94
6	6Tf ₂ N	-1.30	2.23	3.53
7	7Tf ₂ N	-2.83	2.61	5.44
8	8Tf ₂ N	-1.14	2.58	3.72
9	9Tf ₂ N	-1.25	2.72	3.97
10	10Tf ₂ N	-1.19	1.81	3.00
11	11Tf ₂ N	-1.01	2.52	3.53
12	12Tf ₂ N	-1.21	2.73	3.94

functionalized pyridinium ILs. Introduction of a methyl group in the pyridine 2- and 3-positions reduces the viscosity from 143.1 mPa.s (**1Tf₂N**) to, respectively, 127.10 mPa.s (2-methyl; **2Tf₂N**) and to the minimum value of 112.20 mPa.s (3-methyl; **3Tf₂N**). This effect may be due to the asymmetry of the 2- and 3-methylpyridinium cations. The viscosity increased significantly for the 4-methyl compound **4Tf₂N** (209.70 mPa.s; **Figure 4**). Similar observations are reported for other functionalized pyridinium ILs, such as the

N-(3-cyanopropyl)pyridinium [Tf₂N] IL (363 mPa.s). By methylpyridinium substituents in 2-, 3- and 4-positions, the viscosity changes to 308, 163, and 325 mPa.s, respectively (Lethesh et al., 2011). Also the ethyl substituted analogs ILs followed the same trend; 2-ethyl; **9Tf₂N** (141.7 mPa.s); 3-ethyl; **10Tf₂N** (116.6 mPa.s) and 4-ethyl IL **11Tf₂N** (216 mPa.s). The viscosity of *N*-ethylpyridinium Tf₂N IL is almost three times lower (50.27 mPa.s) than the *N*-hydroxyethyl functionalized ILs (**1-12Tf₂N**) (González et al., 2015).

Predicted values for temperature dependent viscosity of the ILs were obtained by DFT/COSMO-RS calculations (**Figure 4** and Table 6 in **Supporting Information**). The theoretically predicted viscosity values were always lower than the experimental values. The deviation between the experimental and predicted viscosity values were very low at high temperatures (80°C; e.g., <2 mPa.s for **5Tf₂N**). However, large differences were observed (25–228 mPa.s) at low temperature (20°C).

The viscosity of *N*-(hydroxyethyl) functionalized ILs, such as **1Tf₂N** (143.1 mPa.s at 20°C), are significantly higher than their *N*-alkyl analogs (e.g., *N*-ethylpyridinium [Tf₂N]; 47.4 mPa.s) (Bittner et al., 2012). On the other hand, the viscosity of the hydroxyl functionalized IL **1Tf₂N** is much lower than the nitrile analog (326 mPa.s) (Lethesh et al., 2011).

Electrochemical Stability

In general, ILs are known to show better stability toward oxidation and reduction over a wide range of voltage relative

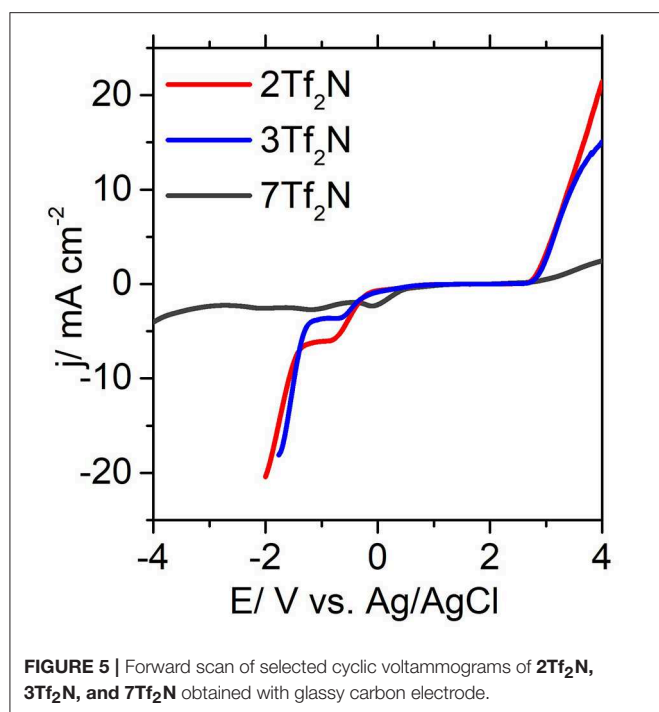


TABLE 3 | Electrical conductivity, κ ($S\ m^{-1}$), of ILS (1-12Tf₂N) predicted ^[13] at 25°C.

Entry	ILS	κ ($S\ m^{-1}$)	ILS	κ ($S\ m^{-1}$)
1	1Tf ₂ N	0.233	7Tf ₂ N	0.19
2	2Tf ₂ N	0.311	8Tf ₂ N	0.238
3	3Tf ₂ N	0.383	9Tf ₂ N	0.284
4	4Tf ₂ N	0.276	10Tf ₂ N	0.366
5	5Tf ₂ N	0.260	11Tf ₂ N	0.236
6	6Tf ₂ N	0.234	12Tf ₂ N	0.146

to conventional organic solvents (Armand et al., 2009). The difference in voltage (ΔE) between the onset potential of cathodic reduction (E_{CL}) and anodic oxidation (E_{AL}) is defined as the electrochemical potential window (EPW). While common organic solvents such as acetonitrile (ACN) and dimethylsulfoxide (DMSO) have a EPW of about 5.0 and 4.4 V, respectively (Younesi et al., 2014), EPW for a variety ILS exceeds 6.0 V (Hagiwara and Ito, 2000). ILS are considered to be suitable for a wide range of energy applications, such as supercapacitors, lithium-ion batteries, sodium-ion batteries, metal-air batteries, dye sensitized solar cells, etc (Fannin et al., 1984; Macfarlane et al., 2014; Watanabe et al., 2017). **Table 2** reports the E_{CL} , E_{AL} , and EPW for all the 12 pyridinium-based ILS (1-12Tf₂N) with various alkyl-substituents.

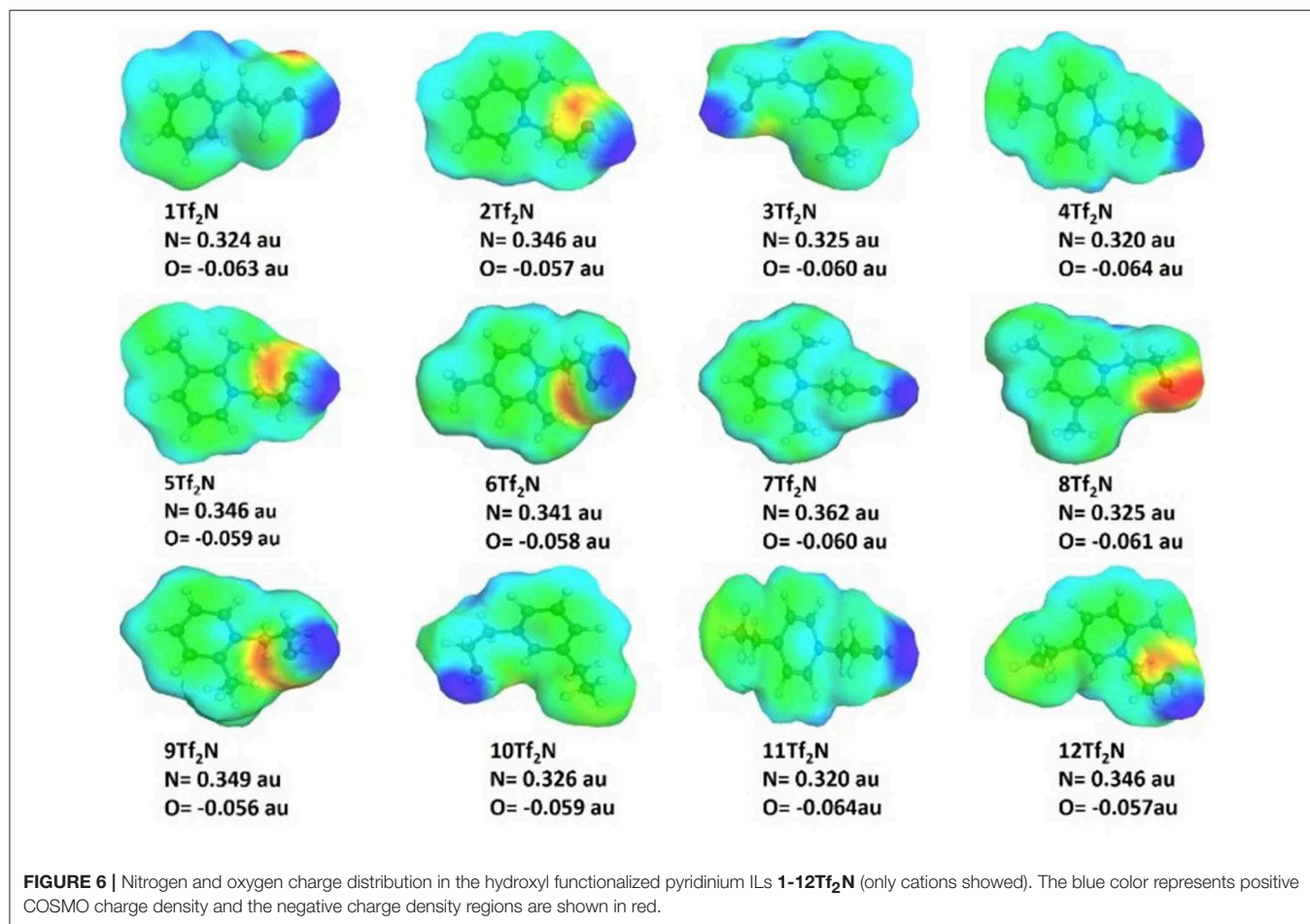
EPW of the ILS are determined by both the cations and anions, where the reduction is caused by cations and the oxidation by anions (Mcewen et al., 1999; Suarez et al., 2002; Rogers et al., 2009). In general, [Tf₂N] anions are known to show excellent stability at high oxidative potentials. It has been reported (Yeon et al., 2005) that the EPW of morpholinium and pyrrolidinium ILS with [Tf₂N] anion is significantly higher

than for other anions, such as trifluoromethanesulfonate [TfO], dicyanamide [N(CN)₂], and trifluoroacetate [TFA]. This trend clearly correlates with the high E_{AL} observed for all the [Tf₂N]-based ILS (1-12Tf₂N) within the range of 2.23–2.76 V regardless of the cation structure. This trend provides a clear indication that the anionic decomposition is mainly influenced by the oxidation of [Tf₂N] anion irrespective of the alkyl chain length. Similar conclusions are reported for a series of [Tf₂N]-based pyrrolidinium ILS with varying alkyl chain length (Appetecchi et al., 2009). However, the effect of alkyl chain length is found to have a pronounced effect on the cathodic stability. Increased alkyl chain length mostly reduced the E_{CL} values, as seen by the values for 3-methyl IL (**3Tf₂N**, -1.29 V) and 3-ethyl IL (**10Tf₂N**, -1.19 V) and correspondingly, 4-methyl IL (**4Tf₂N**, -1.70 V) and 4-ethyl IL (**11Tf₂N**, -1.01 V). This can be explained by the adverse effect induced by longer alkyl chain length on the cation, increasing the possibility for the cations to undergo reductive degradation through dealkylation. During this step, unstable aliphatic free radical is formed from the alkyl group, to introduce cleavage and decomposition of the cationic IL core (Morrison and Boyd, 1992).

The position of the alkyl groups also plays a crucial role in determining the E_{CL} , as observed from the noticeable reduction of E_{CL} going from 2-methyl **2Tf₂N** (-1.34 V) to 3-methyl **3Tf₂N** (-1.29 V) and correspondingly from the 2-ethyl **9Tf₂N** (-1.25 V) to the 3-ethyl **10Tf₂N** (-1.19 V) in **Figure 5**. These observations may be explained by the steric hindrance and shielding effects, which are reduced by an increased distance from the pyridinium nitrogen (Makino et al., 2013) to the 2- and 3-alkyl group. These effects consequently affects the cathodic stability of the 3-alkyl ILS. The strongest effect of steric hindrance is seen for 2,6-dimethyl IL **7Tf₂N** with the highest cathodic stability of -2.83 V thus widening the EPW to 5.44 V. Overall, the EPW for the ILS (1-12Tf₂N) are in the range 3.00–5.44 V, which clearly showed their excellent potential for electrochemical applications.

Electrical Conductivity

Estimated values for electrical conductivity of ILS 1-12Tf₂N at 25°C was obtained by DFT/COSMO-RS calculation (**Table 3**; Liu et al., 2010). The electrical conductivity (0.233 $\kappa/S\ m^{-1}$) of the non-alkylated **1Tf₂N** was in accordance with previous experimental data (Makino et al., 2013), indicating good agreement of predicted values with experimental results. An inverse relationship of electrical conductivity with viscosity was observed. It is known that the mobility of ions increases to give higher electrical conductivity as the viscosity decreases (Fannin et al., 1984). This observation is seen for the 3-methyl/ethyl ILS **3Tf₂N** and **10Tf₂N** with the highest conductivity values (0.366–0.383 $\kappa/S\ m^{-1}$) among the synthesized ILS. Correspondingly, the viscosity of these ILS at room temperature are the lowest of the tested ILS; **3Tf₂N** (112.2 mPa.s) and **10Tf₂N** (116.6 mPa.s) (**Figure 4**). This trend is in accordance with reported data for electrical conductivity (Liu et al., 2015) of hydroxyethyl-imidazolium IL.



Charge Distribution

The charge distribution in the ILs (**1-12Tf₂N**) pyridinium cations (**Figure 6**) was calculated using COSMO-RS to study how pyridinium-alkylation affected the charges on the nitrogen and oxygen atoms. The calculations showed that the partial positive charge on the pyridinium nitrogen atom mostly varied by the position of pyridinium alkylation, while analogous methyl and ethyl derivatives had very similar partial negative charge (e.g., 4-methyl IL **4Tf₂N** and 4-ethyl IL **11Tf₂N**; -0.320 au). 2-Alkylation had considerably stronger effect than alkylation in other positions, as seen by the higher partial positive nitrogen charge (higher than -0.340 au) for all the 2-methyl/ethyl substituted IL compared to other substituted ILs. In particular, the 2,6-dimethyl IL **7Tf₂N** (0.3627 au) had the maximum partial positive charge on nitrogen. There is no significant difference in the positive nitrogen charge of 3- and 4-methyl/ethyl IL derivatives (e.g., **3Tf₂N** and **4Tf₂N**).

Alkylation had minor influence on the partial negative charge on hydroxyl oxygen, which varied from -0.056 au to -0.064 au for 2-ethyl IL **9Tf₂N** and 4-ethyl IL **11Tf₂N**, respectively. Analogous methyl and ethyl derivatives had very similar partial oxygen negative charge, e.g., 4-methyl IL **4Tf₂N** and 4-ethyl IL **11Tf₂N** (-0.064 au). The results

are in agreement with the previous findings for nitrile-functionalized ILs, showing that the partial negative charge on the nitrile group varies only according to the spacer length between the pyridine nitrogen atom and the nitrile functionality (Lethesh et al., 2011). Pyridinium alkylation had no influence on partial negative charge of the nitrile functionality.

CONCLUSIONS

A series of 12 new hydroxyl functionalized pyridinium ILs **1-12Tf₂N**, with Tf₂N anions were synthesized in order to study the effect of pyridine alkyl-substitution on ILs physicochemical and electrochemical properties. The ILs **1-12Tf₂N** are thermally stable up to 405°C . The measured thermal stability values of the ILs are in reasonable agreement with corresponding predicted values. The deviations were mainly within the calculated prediction uncertainties. Substitution on the pyridine ring affected the density, which, in general, dropped by increased alkyl substitution. The deviation between the predicted and experimental values of density is small at all the measured temperatures. Methyl or ethyl groups on the pyridine ring had strong influence on the IL viscosity,

increasing by the number, and position of alkyl groups. The deviation between the measured and calculated viscosity value was low at elevated temperatures, but high at low temperature. Cyclic voltammetry studies showed that the synthesized ILs (**1-12Tf₂N**) have a promising electrochemical window between 3.0 and 5.54 V. The calculated charge distribution on the cationic core revealed that the partial positive charge on the pyridinium nitrogen atom varies according to the position of the methyl/ethyl substituents. The partial negative charge on the hydroxyl oxygen is not affected by the alkyl substituents. The present experimental and theoretical study contributes to an increased knowledge of important properties of functionalized ILs, and clearly shows their excellent potential for electrochemical applications. Mg complexes based on the new hydroxyl functionalized pyridinium ILs have been prepared, and on-going studies show promising results for the Mg-IL compounds for high current density electrodeposition of magnesium.

DATA AVAILABILITY

All datasets generated for this study are included in the manuscript/**Supplementary Files**.

REFERENCES

- Appetecchi, G. B., Montanino, M., Zane, D., Carewska, M., Alessandrini, F., and Passerini, S. (2009). Effect of the alkyl group on the synthesis and the electrochemical properties of N-alkyl-N-methyl-pyrrolidinium bis (trifluoromethanesulfonyl) imide ionic liquids. *Electrochim. Acta* 54, 1325–1332. doi: 10.1016/j.electacta.2008.09.011
- Armand, M., Endres, F., Macfarlane, D. R., Ohno, H., and Scrosati, B. (2009). Ionic-liquid materials for the electrochemical challenges of the future. *Nat. Mater.* 8, 621–629. doi: 10.1038/nmat2448
- Bittner, B., Wrobel, R. J., and Milchert, E. (2012). Physical properties of pyridinium ionic liquids. *J. Chem. Thermodyn.* 55, 159–165. doi: 10.1016/j.jct.2012.06.018
- Brasse, C. C., Englert, U., Salzer, A., Waffenschmidt, H., and Wasserscheid, P. (2000). Ionic phosphine ligands with cobaltocenium backbone: novel ligands for the highly selective, biphasic, rhodium-catalyzed hydroformylation of 1-octene in ionic liquids. *Organometallics* 19, 3818–3823. doi: 10.1021/om000183y
- Brennecke, J. F., and Maginn, E. J. (2001). Ionic liquids: innovative fluids for chemical processing. *AIChE J.* 47, 2384–2389. doi: 10.1002/aic.690471102
- Chen, X., and Ying, A. (2013). DBU derived ionic liquids and their application in organic synthetic reactions. *ChemInform* 44, 305–330. doi: 10.1002/chin.201310237
- Davis, J. H. (2004). Task-specific ionic liquids. *Chem. Lett.* 33, 1072–1077. doi: 10.1246/cl.2004.1072
- Domanska, U., Pobudkowska, A., and Królikowski, M. (2007). Separation of aromatic hydrocarbons from alkanes using ammonium ionic liquid C₂NTf₂ at T = 298.15 K. *Fluid Phase Equilibria* 259, 173–179. doi: 10.1016/j.fluid.2007.06.025
- Fannin, A. A. Jr., Floreani, D. A., King, L. A., Landers, J. S., Piersma, B. J., Stech, D. J., et al. (1984). Properties of 1, 3-dialkylimidazolium chloride-aluminum chloride ionic liquids. 2. phase transitions, densities, electrical conductivities, and viscosities. *J. Phys. Chem.* 88, 2614–2621. doi: 10.1021/j150656a038
- GaciñO, F. L. M., Regueira, T., Lugo, L., ComuñAs, M. J. P., and Fernández, J. (2011). Influence of molecular structure on densities and viscosities of several ionic liquids. *J. Chem. Eng. Data* 56, 4984–4999. doi: 10.1021/jc200883w

AUTHOR CONTRIBUTIONS

KL conceived the idea, performed the synthesis and characterization of ILs, and wrote the manuscript. SE performed the thermal stability, melting point, and glass transition analysis. JR and KJ performed the electrochemical study. DR performed the density and viscosity measurement. VV conducted the DFT/COSMO-RS study. AF supervised KL and SE and helped to write the manuscript.

ACKNOWLEDGMENTS

Authors acknowledge the Research Council of Norway for the financial support (ADMIRE-90133400). The work was also partly supported by the Research Council of Norway through the Norwegian NMR Platform, NNP (226244/F50).

SUPPLEMENTARY MATERIAL

The Supplementary Material for this article can be found online at: <https://www.frontiersin.org/articles/10.3389/fchem.2019.00625/full#supplementary-material>

- González, E. J., González, B., and Macedo, E. A. (2015). Effect of the relative humidity and isomeric structure on the physical properties of pyridinium based-ionic liquids. *J. Chem. Thermodynam.* 86, 96–105. doi: 10.1016/j.jct.2015.02.020
- Green, O., Grubjesic, S., Lee, S., and Firestone, M. A. (2009). The design of polymeric ionic liquids for the preparation of functional materials. *Polym. Rev.* 49, 339–360. doi: 10.1080/15583720903291116
- Grossereid, I., Lethesh, K. C., Venkatraman, V., and Fiksdahl, A. (2019). New dual functionalized zwitterions and ionic liquids; Synthesis and cellulose dissolution studies. *J. Mol. Liquids* 292:111353. doi: 10.1016/j.molliq.2019.111353
- Hagiwara, R., and Ito, Y. (2000). Room temperature ionic liquids of alkylimidazolium cations and fluoroanions. *J. Fluorine Chem.* 105, 221–227. doi: 10.1016/S0022-1139(99)00267-5
- Hayyan, M., Mjalli, F. S., Hashim, M. A., Alnashef, I. M., and Mei, T. X. (2013). Investigating the electrochemical windows of ionic liquids. *J. Ind. Eng. Chem.* 19, 106–112. doi: 10.1016/j.jiec.2012.07.011
- Kermanioryani, M., Mutalib, M. I. A., Dong, Y., Lethesh, K. C., Ben Ghanem, O. B. O., Kurnia, K. A., et al. (2016). Physicochemical properties of new imidazolium-based ionic liquids containing aromatic group. *J. Chem. Eng. Data* 61, 2020–2026. doi: 10.1021/acs.jced.5b00983
- Khan, A. S., Nasrullah, A., Ullah, Z., Bhat, A., Ghanem, O. B., Muhammad, N., et al. (2018). Thermophysical properties and ecotoxicity of new nitrile functionalised protic ionic liquids. *J. Mol. Liquids* 249, 583–590. doi: 10.1016/j.molliq.2017.10.141
- Klamt, A. (2005). *COSMO-RS: From Quantum Chemistry to Fluid Phase Thermodynamics and Drug Design*. Leverkusen: Elsevier.
- Lethesh, K. C., Dehaen, W., and Binnemans, K. (2014). Base stable quaternary ammonium ionic liquids. *RSC Adv.* 4, 4472–4477. doi: 10.1039/C3RA45126G
- Lethesh, K. C., Parmentier, D., Dehaen, W., and Binnemans, K. (2012). Phenolate platform for anion exchange in ionic liquids. *RSC Adv.* 2, 11936–11943. doi: 10.1039/c2ra22304j
- Lethesh, K. C., Shah, S. N., and Mutalib, M. A. (2015). Synthesis, characterization, physical and thermodynamic properties of diazobicyclo undecene based dicyanamide ionic liquids. *J. Mol. Liq.* 208, 253–258. doi: 10.1016/j.molliq.2015.04.057

- Lethesh, K. C., Van Hecke, K., Van Meervelt, L., Nockemann, P., Kirchner, B., Zahn, S., et al. (2011). Nitrile-functionalized pyridinium, pyrrolidinium, and piperidinium ionic liquids. *J. Phys. Chem. B* 115, 8424–8438. doi: 10.1021/jp2027675
- Lays, J., Tripathi, C. S., Glorieux, C., Zahn, S., Kirchner, B., Longuemart, S., et al. (2014). Electrical conductivity and glass formation in nitrile-functionalized pyrrolidinium bis (trifluoromethylsulfonyl) imide ionic liquids: chain length and odd-even effects of the alkyl spacer between pyrrolidinium ring and nitrile group. *Phys. Chem. Chem. Phys.* 16, 10548–10557. doi: 10.1039/c4cp00259h
- Liu, Q.-S., Liu, J., Liu, X.-X., and Zhang, S.-T. (2015). Density, dynamic viscosity, and electrical conductivity of two hydrophobic functionalized ionic liquids. *J. Chem. Thermodyn.* 90, 39–45. doi: 10.1016/j.jct.2015.06.010
- Liu, Q.-S., Yang, M., Yan, P.-F., Liu, X.-M., Tan, Z.-C., and Welz-Biermann, U. (2010). Density and surface tension of ionic liquids [C_npy][NTf₂] (*n* = 2, 4, 5). *J. Chem. Eng. Data* 55, 4928–4930. doi: 10.1021/jc100507n
- Macfarlane, D. R., Tachikawa, N., Forsyth, M., Pringle, J. M., Howlett, P. C., Elliott, G. D., et al. (2014). Energy applications of ionic liquids. *Energy Environ. Sci.* 7, 232–250. doi: 10.1039/C3EE42099J
- Makino, T., Kanakubo, M., Umecy, T., and Suzuki, A. (2013). CO₂ solubility and physical properties of N-(2-hydroxyethyl) pyridinium bis (trifluoromethanesulfonyl) amide. *Fluid Phase Equilib.* 357, 64–70. doi: 10.1016/j.fluid.2013.01.003
- Mcewen, A. B., Ngo, H. L., Lecompte, K., and Goldman, J. L. (1999). Electrochemical properties of imidazolium salt electrolytes for electrochemical capacitor applications. *J. Electrochem. Soc.* 146, 1687–1695. doi: 10.1149/1.1391827
- Morrison, R., and Boyd, R. (1992). *Organic Chemistry, 6th*. Englewood Cliffs, NJ: Prentice Hall.
- Nasir Shah, S., Mutalib, M. I. A., Pilus, R. B. M., and Lethesh, K. C. (2014). Extraction of naphthenic acid from highly acidic oil using hydroxide-based ionic liquids. *Energy Fuels* 29, 106–111. doi: 10.1021/ef502169q
- Nockemann, P., Thijs, B., Lunstrook, K., Parac-Vogt, T. N., Görlner-Walrand, C., Binnemans, K., et al. (2009). Speciation of rare-earth metal complexes in ionic liquids: a multiple-technique approach. *Chem. Eur. J.* 15, 1449–1461. doi: 10.1002/chem.200801418
- Nockemann, P., Thijs, B., Parac-Vogt, T. N., Van Hecke, K., Van Meervelt, L., Tinant, B., et al. (2008). Carboxyl-functionalized task-specific ionic liquids for solubilizing metal oxides. *Inorg. Chem.* 47, 9987–9999. doi: 10.1021/ic801213z
- Papaiconomou, N., Zech, O., Bauduin, P., Lévêque, J.-M., and Kunz, W. (2012). The effect of position and length of alkyl substituents in pyridinium based ionic liquids on temperature dependent transport properties. *Electrochim. Acta* 70, 124–130. doi: 10.1016/j.electacta.2012.03.091
- Raj, J. J., Wilfred, C. D., Shah, S. N., Praneesh, M., Mutalib, M. A., and Lethesh, K. C. (2017). Physicochemical and thermodynamic properties of imidazolium ionic liquids with nitrile and ether dual functional groups. *J. Mol. Liq.* 225, 281–289. doi: 10.1016/j.molliq.2016.11.049
- Rogers, E. I., Sljukic, B., Hardacre, C., and Compton, R. G. (2009). Electrochemistry in room-temperature ionic liquids: potential windows at mercury electrodes. *J. Chem. Eng. Data* 54, 2049–2053. doi: 10.1021/jc800898z
- Shah, S. N., Chellappan, L. K., Gonfa, G., Mutalib, M. I. A., Pilus, R. B. M., and Bustam, M. A. (2016). Extraction of naphthenic acid from highly acidic oil using phenolate based ionic liquids. *Chem. Eng. J.* 284, 487–493. doi: 10.1016/j.cej.2015.09.017
- Su, S., Nuli, Y., Wang, N., Yusipu, D., Yang, J., and Wang, J. (2016). Magnesium borohydride-based electrolytes containing 1-butyl-1-methylpiperidinium bis (trifluoromethyl sulfonyl) imide ionic liquid for rechargeable magnesium batteries. *J. Electrochem. Soc.* 163, D682–D688. doi: 10.1149/2.0631613jes
- Suarez, P., Einloft, S., Dullius, J., De Souza, R., and Dupont, J. (1998). Synthesis and physical-chemical properties of ionic liquids based on 1-n-butyl-3-methylimidazolium cation. *J. Chim. Phys. Phys. Chim. Biol.* 95, 1626–1639. doi: 10.1051/jcp:1998103
- Suarez, P. A., Consorti, C. S., Souza, R. F. D., Dupont, J., and Gonçalves, R. S. (2002). Electrochemical behavior of vitreous glass carbon and platinum electrodes in the ionic liquid 1-n-butyl-3-methylimidazolium trifluoroacetate. *J. Braz. Chem. Soc.* 13, 106–109. doi: 10.1590/S0103-50532002000100017
- Tokuda, H., Hayamizu, K., Ishii, K., Hasan Susan, M. A., and Watanabe, M. (2005). Physicochemical properties and structures of room temperature ionic liquids. 2. Variation of alkyl chain length in imidazolium cation. *J. Phys. Chem. B* 109, 6103–6110. doi: 10.1021/jp044626d
- Ullah, Z., Bustam, M. A., Man, Z., Shah, S. N., Khan, A. S., and Muhammad, N. (2016). Synthesis, characterization and physicochemical properties of dual-functional acidic ionic liquids. *J. Mol. Liquids* 223, 81–88. doi: 10.1016/j.molliq.2016.08.018
- Ullah, Z., Bustam, M. A., Muhammad, N., Man, Z., and Khan, A. S. (2015). Synthesis and thermophysical properties of hydrogensulfate based acidic ionic liquids. *J. Solut. Chem.* 44, 875–889. doi: 10.1007/s10953-015-0329-x
- Venkatraman, V., and Alsberg, B. K. (2016). Quantitative structure-property relationship modelling of thermal decomposition temperatures of ionic liquids. *J. Mol. Liquids* 223, 60–67. doi: 10.1016/j.molliq.2016.08.023
- Venkatraman, V., Evjen, S., Knuutila, H. K., Fiksdahl, A., and Alsberg, B. K. (2018a). Predicting ionic liquid melting points using machine learning. *J. Mol. Liquids* 264, 318–326. doi: 10.1016/j.molliq.2018.03.090
- Venkatraman, V., Raj, J. J., Evjen, S., Lethesh, K. C., and Fiksdahl, A. (2018b). *In silico* prediction and experimental verification of ionic liquid refractive indices. *J. Mol. Liquids* 264, 563–570. doi: 10.1016/j.molliq.2018.05.067
- Verdia, P., Hernaiz, M., González, E. J., Macedo, E. A., Salgado, J., and Tojo, E. (2014). Effect of the number, position and length of alkyl chains on the physical properties of polysubstituted pyridinium ionic liquids. *J. Chem. Thermodyn.* 69, 19–26. doi: 10.1016/j.jct.2013.09.028
- Visser, A. E., Swatoski, R. P., Reichert, W. M., Mayton, R., Sheff, S., Wierzbicki, A., et al. (2001). Task-specific ionic liquids for the extraction of metal ions from aqueous solutions. *Chem. Commun.* 2001, 135–136. doi: 10.1039/b008041l
- Wasserscheid, P., and Welton, T. (2008). *Ionic Liquids in Synthesis*. Weinheim: John Wiley & Sons. doi: 10.1002/9783527621194
- Watanabe, M., Thomas, M. L., Zhang, S., Ueno, K., Yasuda, T., and Dokko, K. (2017). Application of ionic liquids to energy storage and conversion materials and devices. *Chem. Rev.* 117, 7190–7239. doi: 10.1021/acs.chemrev.6b00504
- Weigend, F., and Ahlrichs, R. (2005). Balanced basis sets of split valence, triple zeta valence and quadruple zeta valence quality for H to Rn: design and assessment of accuracy. *Phys. Chem. Chem. Phys.* 7, 3297–3305. doi: 10.1039/b508541a
- Welton, T. (1999). Room-temperature ionic liquids. Solvents for synthesis and catalysis. *Chem. Rev.* 99, 2071–2084. doi: 10.1021/cr980032t
- Wu, T.-Y., Su, S.-G., Lin, K.-F., Lin, Y.-C., Wang, H. P., Lin, M.-W., et al. (2011). Voltammetric and physicochemical characterization of hydroxyl- and ether-functionalized onium bis (trifluoromethanesulfonyl) imide ionic liquids. *Electrochim. Acta* 56, 7278–7287. doi: 10.1016/j.electacta.2011.06.051
- Yeon, S.-H., Kim, K.-S., Choi, S., Lee, H., Kim, H. S., and Kim, H. (2005). Physical and electrochemical properties of 1-(2-hydroxyethyl)-3-methyl imidazolium and N-(2-hydroxyethyl)-N-methyl morpholinium ionic liquids. *Electrochim. Acta* 50, 5399–5407. doi: 10.1016/j.electacta.2005.03.020
- Younesi, R., Norby, P., and Vegge, T. (2014). A new look at the stability of dimethyl sulfoxide and acetonitrile in Li-O₂ batteries. *ECS Electrochem. Lett.* 3, A15–A18. doi: 10.1149/2.001403eel

Conflict of Interest Statement: The authors declare that the research was conducted in the absence of any commercial or financial relationships that could be construed as a potential conflict of interest.

Copyright © 2019 Lethesh, Evjen, Raj, Roux, Venkatraman, Jayasayee and Fiksdahl. This is an open-access article distributed under the terms of the Creative Commons Attribution License (CC BY). The use, distribution or reproduction in other forums is permitted, provided the original author(s) and the copyright owner(s) are credited and that the original publication in this journal is cited, in accordance with accepted academic practice. No use, distribution or reproduction is permitted which does not comply with these terms.