

# Lipase Catalysed Kinetic Resolution of Stiripentol

Elisabeth Egholm Jacobsen (Corresponding author) & Thorleif Anthonsen  
Department of Chemistry, Norwegian University of Science and Technology  
Trondheim N-7491, Norway  
Tel: 47-98-843-559 E-mail: elis-jac@online.no

Mohammed Farrag El-Behairy & Eirik Sundby  
Department of Chemistry and Materials Science, Sør-Trøndelag University College  
Trondheim N-7004, Norway  
Tel: 47-73-559-645 E-mail: eirik.sundby@hist.no

Mohamed Nabil Aboul-Enein, Mohamed Ibrahim Attia & Aida Abd El-Sattar El-Azzouny  
Medicinal and Pharmaceutical Chemistry Department, Pharmaceutical and Drug Industries Research Division  
National Research Centre, Dokki, Giza 12622, Egypt

Kamilia M. Amin  
Department of pharmaceutical Chemistry, Faculty of Pharmacy, Cairo University  
Kasr El-Aini, Cairo 11562, Egypt  
E-mail: cameliaamin@yahoo.com

Mohamed Abdel-Rehim  
Department of Analytical Chemistry, Stockholm University  
Stockholm SE-106 91, Sweden  
E-mail: mohamed.abdel-rehim@anchem.su.se

Received: October 27, 2011 Accepted: November 21, 2011 Published: February 1, 2012  
doi:10.5539/ijc.v4n1p7 URL: <http://dx.doi.org/10.5539/ijc.v4n1p7>

*The research is financed by The Research Council of Norway. Contract grant number: 202903/11*

## Abstract

Kinetic resolution of *rac*-Stiripentol, catalysed by lipase A from *Candida antarctica* by esterification with vinyl butanoate was performed with an *E*-value of 24. This allowed isolation of (*3S*)-Stiripentol with an *ee* of 86 % and the corresponding (*3R*)-butanoate with an *ee* of 87 %. Enzymatic hydrolysis of the ester product gave (*3R*)-Stiripentol with 94 % *ee*.

**Keywords:** Kinetic resolution, Stiripentol enantiomers, *Candida antarctica* lipase A, Chiral HPLC

## 1. Introduction

Stiripentol, *rac*-1-(benzo[d][1,3]dioxol-5-yl)-4,4-dimethylpent-1-en-3-ol (*rac*-1) is a novel antiepileptic drug structurally unrelated to any other antiepileptic drugs. It has been suggested that Stiripentol induced increase in gamma amino butanoic acid (GABA) concentration through at least two independent neurochemical mechanisms (Trojnar et al., 2005). Recently, it was reported that Stiripentol acts directly on the GABA<sub>A</sub> receptor as a positive allosteric modulator (Fischer et al., 2009). In addition, its anticonvulsant potency had been proven

in different types of animal seizures, as well as in clinical trials (Chiron, 2005). Stiripentol is a secondary alcohol containing one stereogenic center. So far, it is marketed as a racemic mixture, albeit, there are marked differences in pharmacokinetics and antiepileptic potency between the enantiomers (Trojnar et al., 2005).

It is well known that enantiomers of a racemic drug may have different pharmacokinetic and pharmacodynamic effects. The body will interact with and metabolise each enantiomer differently to produce different pharmacological activities. Thus, one isomer (eutomer) may produce the desired therapeutic activities, while the other (distomer) may be inactive or, in worst cases, produce unwanted negative effects (Sheldon, 1993). US Food and Drug Administration (FDA) considers one enantiomer (distomer) as an impurity of the other enantiomer (eutomer). This requires independent investigations of both enantiomers of chiral drugs. Therefore, development of new analytical and preparative techniques to obtain pure enantiomers has become of particular importance for pharmaceutical industry (Collins et al., 1992; Collins et al., 1997).

Resolution is one of the major strategies for providing enantiopure chiral building blocks (CBB's) for drug synthesis. Enzyme catalysed kinetic resolution is a common method in order to obtain CBB's. Enzymes are remarkable catalysts, capable of accepting a wide range of substrates, at the same time exhibiting chemo-, regio-, and enantio-selectivity (Fessner et al., 2009; Bommarius et al., 2004). Moreover, the availability and low price of most classes of enzymes have significantly made them more economically attractive catalysts for the production of biologically active compounds. Hydrolytic enzymes, in particular lipases, are most commonly used as biocatalysts for enzymatic resolution. Most lipases accept a broad range of non-natural substrates and are thus very versatile for applications in organic synthesis. They do not require cofactors and are commercially available in free and immobilised forms. In many cases, they exhibit good to excellent stereoselectivity (Bornscheuer et al., 2005).

## 2. Experimental

### 2.1 General

All solvents used were analytical grade (p.a.) and purchased from Sigma-Aldrich (Steinheim, Germany). Immobilized *Candida antarctica* lipase B (Novozym 435, activity 10 000 PLU/g, lot no. LC 200205) was bought from Novozymes (Bagsværd, Denmark). Lipase A from *Candida antarctica* immobilized on Immobead 150, (activity 500 U/g, lot no. 1388471) was bought from Sigma-Aldrich.

<sup>1</sup>H-NMR spectra were carried out on Jeol 500 and Bruker 400 MHz spectrophotometers using TMS as an internal standard. Chemical shift values are recorded in ppm  $\delta$  scale. Optical rotations ( $[\alpha]_D$ ) were determined at 20 °C using a Perkin-Elmer 341 instrument, concentrations are given in g/100 mL. All melting points are uncorrected and measured by an Electrothermal Capillary melting point apparatus. A IKA KS 4000 shaker incubator was used for the enzyme reactions. Enantiomeric ratios, *E*, were calculated based on ping-pong bi-bi kinetics using the computer program *E & K Calculator* 2.1b0 PCC (Anthonsen et al., 1996) based on the calculations of Chen and Rakels. (Chen et al., 1982; Rakels et al., 1994).

### 2.2 Chiral chromatography analyses

All compounds were separated on an Agilent 1100 HPLC system (Agilent, USA) with a quaternary pump and a variable wavelength UV detector and equipped with Chiracel OD-H<sup>®</sup> column ([cellulose tris (3,5 dimethylphenylcarbamate) coated on 5 $\mu$ m silica-gel], i.d. 4.6 mm, 25 cm, film density 5  $\mu$ m). n-Hexane, *tert*-butyl methyl ether (MTBE) and 2-propanol (2-PrOH) were used as eluents, flow rate 1 mL min<sup>-1</sup>. Retention times: Stiripentol butanoate enantiomers (mobile phase 95:5:1): (*S*)-**2**: 5.0 min, (*R*)-**2**: 5.4 min, *R*<sub>S</sub> 1.76. Alcohol enantiomers same run: (*R*)-**1**: 27.9 min, (*S*)-**1**: 30.3 min, *R*<sub>S</sub> 1.93. Stiripentol acetate enantiomers (mobile phase 95:5:2): (*S*)-**3**: 4.15 min, (*R*)-**3**: 4.45 min, *R*<sub>S</sub> 1.8. Alcohol enantiomers same run: (*R*)-**1**: 17.7 min, (*S*)-**1**: 19.0 min, *R*<sub>S</sub> 1.55. Stiripentol propanoate enantiomers (mobile phase 95:5:1): (*S*)-**4**: 5.2 min, (*R*)-**4**: 5.6 min, *R*<sub>S</sub> 2.14. Alcohol enantiomers same run: (*R*)-**1**: 27.8 min, (*S*)-**1**: 30.1 min, *R*<sub>S</sub> 1.84.

### 2.3 Synthesis of substrates

#### 2.3.1 *rac*-(*E*)-1-(benzo[d][1,3]dioxol-5-yl)-4,4-dimethylpent-1-en-3-ol (**1**) Stiripentol

To an ice cooled, stirred solution of (*E*)-1-(benzo[d][1,3]dioxol-5-yl)-4,4-dimethylpent-1-en-3-one (10 g, 0.043 mol) in methanol (100 mL), NaBH<sub>4</sub> (4.9 g, 0.13 mol) was added portion wise. The mixture was stirred overnight at ambient temp. followed by addition of water and evaporation. The residue was dissolved in diethyl ether/water and the organic layer was separated, dried (Na<sub>2</sub>SO<sub>4</sub>) and evaporated to afford 10 g (99 %) of crude *rac*-**1** which was recrystallised from 2-propanol to afford 8.0 g (79 %) of pure *rac*-**1** as colorless crystals, mp 72 °C. (Vallet, 1975) <sup>1</sup>H-NMR (500 MHz, CDCl<sub>3</sub>) 0.94 (s, 9H, *tert*-butyl), 2.5 (s, 1H, OH), 3.88 (d, *J* = 7.65Hz, 1H, CHOH), 5.94 (s, 2H, OCH<sub>2</sub>O), 6.1 (dd, *J* = 15.3, 7.65 Hz, 1H, CH = CHPh), 6.47 (d, *J* = 15.3 Hz, 1H, CH = CHPh), 6.74

(d,  $J = 7.65$  Hz, 1H, H-1), 6.8 (d,  $J = 7.65$  Hz, 1H, H-2), 6.92 (s, 1H, H-3). IR (KBr pellet) 3554, (OH).

### 2.3.2 General procedures for synthesis of racemic (*E*)-1-(benzo[d][1,3]dioxol-5-yl)-4,4-dimethylpent-1-en-3-ol esters (*rac-2*, *rac-3*, and *rac-4*)

To a stirred solution of *rac-1* (1.0 g, 0.004 mol) in pyridine (30 mL) was added acetic anhydride (1.2 mL, 1.3 g, 0.012 mol), propanoic anhydride (1.62 mL, 1.65 g, 0.012 mol) or butanoic anhydride (1.95 mL, 1.89 g, 0.012 mol). The mixture was refluxed overnight, cooled, poured over HCl (200 mL, 10 % aq.) and extracted with diethyl ether (2 x 50 mL). The ethereal layer was separated, dried ( $\text{Na}_2\text{SO}_4$ ) and evaporated to afford 1.0 g of crude *rac*-(*E*)-1-(benzo[d][1,3]dioxol-5-yl)-4,4-dimethylpent-1-en-3-yl butanoate (Stiripentol butanoate, *rac-2*), *rac*-(*E*)-1-(benzo[d][1,3]dioxol-5-yl)-4,4-dimethylpent-1-en-3-yl acetate (Stiripentol acetate, *rac-3*) and *rac*-(*E*)-1-(benzo[d][1,3]dioxol-5-yl)-4,4-dimethylpent-1-en-3-yl propanoate (Stiripentol propanoate, *rac-4*). The crude esters were purified by column chromatography using neutral alumina grade 3 and pet. ether 60-80:CHCl<sub>3</sub> (1:1) to afford 0.8 g (62 %) of brown oil pure *rac-2*, 0.5 g (42 %) of brown oil of pure *rac-3* and 0.6 g (48 %) of yellowish brown oil of pure *rac-4*.

*rac*-(*E*)-1-(benzo[d][1,3]dioxol-5-yl)-4,4-dimethylpent-1-en-3-yl butanoate (*rac-2*). <sup>1</sup>H-NMR (400 MHz, CDCl<sub>3</sub>) of 0.96 (s, 9H, *t*-butyl), 0.96 (t,  $J = 7.91$  Hz, 3H, OCOCH<sub>2</sub>CH<sub>2</sub>CH<sub>3</sub>), 1.7 (m, 2H, OCOCH<sub>2</sub>CH<sub>2</sub>CH<sub>3</sub>), 2.0 (t,  $J = 7.16$  Hz, 2H, OCOCH<sub>2</sub>CH<sub>2</sub>CH<sub>3</sub>), 5.13 (d,  $J = 7.91$  Hz, 1H, CHOCO), 5.94 (s, 2H, OCH<sub>2</sub>O), 6.0 (dd,  $J = 16.2$ , 7.9 Hz, 1H, CH=CHph), 6.5 (d,  $J = 16.2$  Hz, 1H, CH=CHph), 6.74 (d,  $J = 7.65$  Hz, 1H, H-Ar), 6.8 (dd,  $J = 7.65$ , 1.51 Hz, 1H, H-Ar), 6.9 (d,  $J = 1.51$  Hz, 1H, H-Ar).

*rac*-(*E*)-1-(benzo[d][1,3]dioxol-5-yl)-4,4-dimethylpent-1-en-3-yl acetate (*rac-3*). (Casanova et al., 1972) <sup>1</sup>H-NMR (500 MHz, CDCl<sub>3</sub>) 0.94 (s, 9H, *tert*-butyl), 2.0 (s, 3H, OCOCH<sub>3</sub>), 5.1 (d,  $J = 7.65$  Hz, 1H, CHOCO), 5.93 (s, 2H, OCH<sub>2</sub>O), 5.96 (dd,  $J = 16.05$  and 7.65 Hz, 1H, CH = CHPh), 6.49 (d,  $J = 16.05$  Hz, 1H, CH = CHPh), 6.73 (d,  $J = 7.65$  Hz, 1H, aromatic), 6.79 (d,  $J = 7.65$  Hz, 1H, aromatic), 6.91 (s, 1H, aromatic).

*rac*-(*E*)-1-(benzo[d][1,3]dioxol-5-yl)-4,4-dimethylpent-1-en-3-yl propanoate (*rac-4*). <sup>1</sup>H-NMR (500 MHz, CDCl<sub>3</sub>) 0.94 (s, 9H, *tert*-butyl), 1.15 (t,  $J = 7.65$ , 7.65 Hz, 3H, OCOCH<sub>2</sub>CH<sub>3</sub>), 2.0 (m, 2H, OCOCH<sub>2</sub>CH<sub>3</sub>), 5.13 (d,  $J = 7.65$  Hz, 1H, CHOCO), 5.93 (s, 2H, OCH<sub>2</sub>O), 5.98 (dd,  $J = 16.05$ , and 7.65 Hz, 1H, CH=CHPh), 6.49 (d,  $J = 16.05$  Hz, 1H, CH=CHph), 6.73 (d,  $J = 7.65$  Hz, 1H, aromatic), 6.8 (d,  $J = 7.65$  Hz, 1H, aromatic), 6.9 (s, 1H, aromatic).

## 2.4 Small-scale lipase catalysed reactions

### 2.4.1 Transesterification of stiripentol

Racemic Stiripentol (*rac-1*) (10 mg, 0.042 mmol), acyl donor (0.12 mmol, 3 equiv.) and 2.0 mL n-hexane were added and stirred in a 4 mL reaction vial. Lipase A from *Candida antarctica* (CALA) (200 mg) was added and the reaction mixture was thermostated at 35 °C. Samples (10 µL) were withdrawn, filtered, diluted to 1 mL and injected on HPLC column at several time intervals. Several other lipases were used, however only CALA showed enantioselectivity. Of the acyl donors used, (ethylmethoxy acetate, isopropenyl acetate, vinyl benzoate, vinyl propanoate and vinyl butanoate) vinyl butanoate was chosen as the best.

### 2.4.2 Transesterification of stiripentol with controlled water activity

Racemic Stiripentol (*rac-1*) (10 mg, 0.042 mmol), vinyl butanoate (0.12 mmol, 3 equiv.) and 2.0 mL n-hexane were added and stirred in a 4 mL reaction vial. The salt hydrates Na<sub>2</sub>HPO<sub>4</sub> x 2 hydrate and Na<sub>2</sub>HPO<sub>4</sub> x 0 hydrate (0.17 g of each) were added to give the water activity ( $a_w$ ) value 0.18 (at 35 °C). Lipase A from *Candida antarctica* (200 mg) was added and the reaction mixture was thermostated at 35 °C. Samples (10 µL) were withdrawn, filtered, diluted to 1 mL and injected on HPLC column at several time intervals.

### 2.4.3 Hydrolysis of stiripentol esters

Stiripentol esters *rac-2*, *rac-3* and *rac-4* (0.077 mmol), solvents (acetone or tetrahydrofuran (THF), 0.4 and 1.0 mL, respectively), and phosphate buffer (1.0 mL, 0.1 M, pH 7) were added to reaction vial (4 mL). Lipase (CALA and CALB, respectively) (200 mg) was added and the reaction mixture was thermostated at 35 °C. Samples (10 µL) of the organic layer were withdrawn at several time intervals, filtered, diluted to 1 mL and injected on HPLC column.

## 2.5 Large scale lipase catalysed transesterification of stiripentol

Racemic Stiripentol (*rac-1*) (1 g, 4 mmol) was dissolved in *tert*-butyl methyl ether (MTBE) (5 mL) in a 500 mL round bottom flask and diluted to 200 mL using n-hexane followed by addition of vinyl butanoate (1.62 mL, 12 mmol, 1.44 g, 3 eq.) and addition of immobilised Lipase A from *Candida antarctica* (2 g). The mixture was heated to 35 °C, stirred at 300 rpm and monitored by HPLC. After 106 h, the reaction was stopped by enzyme

filtration and the solvent together with the excess of vinyl butanoate were evaporated under reduced pressure. The residual (*R*)-ester and (*S*)-alcohol mixture was separated by column chromatography using neutral alumina grade 3 and pet. ether 60-80:CHCl<sub>3</sub> (1:1, v/v) to afford (*S*)-alcohol ((*3S*)-**1**), (0.4 g, 86 % *ee*), [α]<sub>D</sub> – 18.1 (c 10 CHCl<sub>3</sub>) and (*R*)-butanoate ((*3R*)-**2**), (0.6 g, 87 % *ee*). The (*R*)-butanoate ((*3R*)-**2**) was subject to further lipase A catalysed hydrolysis in phosphate buffer pH 7.0 to afford (*R*)-alcohol ((*3R*)-**1**), (0.13 g, 94 % *ee*), [α]<sub>D</sub> +23.9 (c 10 CHCl<sub>3</sub>). The reaction was repeated and stopped after 48 h to afford the *R*-(-)-butanoate (*3R*)-**2**, (0.3 g, 92 % *ee*), [α]<sub>D</sub> – 68.0 for 92 % *ee*. I. e. lower yield, however, higher *ee*, which may give higher *ee* of the alcohol after hydrolysis.

### 3. Results and Discussion

Stiripentol *rac*-**1** was prepared in good yields from piperonal and pinacolone followed by reduction using sodium borohydride (Scheme 1). The racemic alcohol **1** was resolved using vinyl butanoate in hexane and catalysed by Lipase A from *Candida antarctica* (CALA) (Scheme 2). Several lipases were tested for the reaction, but as expected, CALA was the best suited catalyst (Kirk et al., 2002). CALA is in the collection of lipases which exhibit strong restriction on the acid part having a narrow tunnel to accommodate the acyl group, but a wider alcohol binding site (Naik et al., 2010). We have previously demonstrated that substrates with bulky groups around the secondary stereogenic center needs CALA for the desired reaction to take place. (Riise Moen et al., 2007; Fuglseth et al., 2006; Tjosås et al., 2008) The alternative, lipase B, has been shown by Uppenberg et al. (1995) to have a stereospecificity pocket in the active site of limited size. Jacobsen et al. (2000) showed that the maximum size of the small group was three carbons counted from the stereocenter. This pocket accommodates the smaller of the two groups at stereogenic center. For transesterification, five different acyl donors have been used for the CALA catalysed transesterification of racemic Stiripentol (*rac*-**1**) in n-hexane. Vinyl butanoate gave selective reactions with high rate for ester formation and with an *E*-value of 24. (Figure 1) In order to increase the *E*-value, the water activity was adjusted to a<sub>w</sub> 0.18, however, this did not increase the *E*-value. The reaction time was also slowed down by addition of the salt hydrate pairs. Hydrolysis in phosphate buffer and in buffer and co-solvent (50 % THF or 30 % acetone) of the butanoate (*rac*-**2**), acetate (*rac*-**3**) and propanoate (*rac*-**4**) esters catalysed by CALB did not show any conversion after seven days. With CALA as the catalyst the reaction was slow and non-selective. We have previously observed that acetone as a co-solvent in hydrolysis of straight-chained secondary alcohols catalysed by CALB increased the *E*-value significantly compared to hydrolysis in buffer alone. This co-solvent effect was explained as an enantiospecific inhibition by the liberated alcohol due to increased solubility of the product (Lundhaug et al., 1998). Since no selectivity was observed in similar hydrolysis reactions of Stiripentol esters by CALA even after use of co-solvents, restrictions due to solubility problems of organic substrate and products should be excluded. Further investigations are under way.

The secondary alcohol produced by CALA catalysed hydrolysis of the produced butanoate had optical rotation [α]<sub>D</sub> +23.9 (c 10 CHCl<sub>3</sub>) for 94 % *ee*. Hence the absolute configurations of the faster reacting enantiomer was established as being (*R*) since it has been reported that (*R*)-Stiripentol has specific optical rotation [α]<sub>D</sub> +24.9 (c 2.61 MeOH) (Zhang et al., 1994). The slower reacting alcohol showed [α]<sub>D</sub> -18.1 (c 10 CHCl<sub>3</sub>) for 86 % *ee*. The (*R*)-butanoate eluted as the *second* isomer in chiral HPLC as compared to the (*R*)-alcohol, which was the *first* eluted enantiomer (Figure 2). Also, it showed levorotatory effect [α]<sub>D</sub> -68.0 for 92 % *ee*, whereas the (*R*)-alcohol has a dextrorotatory effect.

We have optimised the simultaneous chiral HPLC separation of Stiripentol (*rac*-**1**) and its acetate (*rac*-**3**), propanoate (*rac*-**4**) and butanoate (*rac*-**2**) in one run with baseline separation. n-Hexane, 2-propanol (2-PrOH) and/or MTBE have been used as a mobile phase component at different ratios on Chiralcel OD-H column. Examples of separation of *rac*-**1**, *rac*-**2** and *rac*-**3** are shown in Figure 2.

### 4. Conclusion

Lipase catalysed enantioselective resolution of Stiripentol through transesterification was performed using lipase A from *Candida antarctica*, vinyl butanoate as acyl donor and n-hexane as reaction medium. The *E*-value of the resolution was 24, which allowed the isolation of the butanoate (*3R*)-**2** with an enantiomeric excess of 87 % and the alcohol (*3S*)-**1** with 86 % *ee*. Enzymatic hydrolysis of the ester product gave (*3R*)-Stiripentol with 94 % *ee*.

### Acknowledgements

We thank The Research Council of Norway (RCN) for a research fellowship to MFB. (Contract grant number 202903/11).

### References

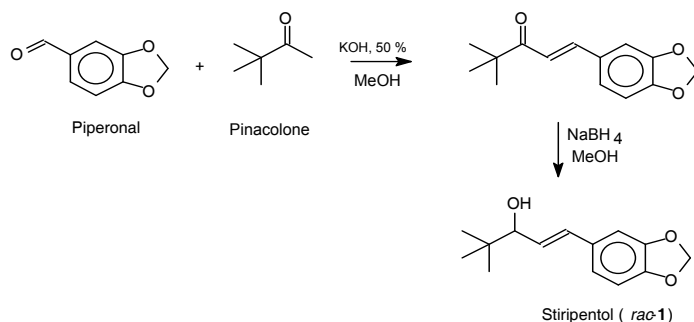
Anthonsen, H. W., Hoff, B. H., & Anthonsen, T. (1996). Calculation of enantiomer ratio and equilibrium

- constants in biocatalytic ping-pong bi-bi resolutions. *Tetrahedron: Asymmetry*, *7*, 2633-2638. [http://dx.doi.org/10.1016/0957-4166\(96\)00338-2](http://dx.doi.org/10.1016/0957-4166(96)00338-2)
- Bommarius, A. S., & Riebel, B. R. Eds. (2004). *Biocatalysis. Fundamentals and Applications*. Weinheim: Wiley-VCH, ISBN: 3-527-30344-8.
- Bornscheuer, U. T., & Kazlauskas, R. J. (2005). *Hydrolases in Organic Synthesis. Regio- and Stereoselective Biotransformations*, (2<sup>nd</sup> ed.) Weinheim: WILEY-VCH, ISBN 3-527-30104-6. <http://dx.doi.org/10.1002/3527607544>
- Casanova, J., & Conseil, I. (1972). Esters du (methylene-dioxy-3,4 phenyl)-1 dimethyl-4,4 pentene-1 ol-3, leur preparation et leur application en therapeutique. French Pat. 2253504.
- Chen, C. S., Fujimoto, Y., Girdaukas, G., & Sih, C. J. (1982). Quantitative analyses of biochemical kinetic resolutions of enantiomers. *J. Am. Chem. Soc.*, *104*, 7294-7299. <http://dx.doi.org/10.1021/ja00389a064>
- Chiron, C. (2005). Stiripentol. *Expert Opin. Investig. Drugs*, *14*, 905-911. <http://dx.doi.org/10.1517/13543784.14.7.905>
- Collins, A. N., Sheldrake, G. N., & Crosby, J. Eds. (1992). *Chirality in Industry*. New York: John Wiley & Sons, ISBN 0-471-93595-6.
- Collins, A. N., Sheldrake, G. N., & Crosby, J. Eds. (1997). *Chirality in Industry II*. New York: John Wiley & Sons, ISBN 0-471-96680-0.
- Fessner, W.-D., & Anthonsen, T. Eds. (2009). *Modern Biocatalysis*. Mörlenbach: Wiley-VCH, ISBN: 978-3-527-32071-4.
- Fischer, J. (2009). The anti-convulsant stiripentol acts directly on the GABAA receptor as a positive allosteric modulator. *Neuropharmacology*, *56*, 190-197. <http://dx.doi.org/10.1016/j.neuropharm.2008.06.004>
- Fuglseth, E., Anthonsen, T., & Hoff, B. H. (2006). New chiral building blocks from Acetovanillone using lipases A and B from *Candida antarctica*. *Tetrahedron: Asymmetry*, *17*, 1290-1295. <http://dx.doi.org/10.1016/j.tetasy.2006.04.030>
- Jacobsen, E. E., Hoff, B. H., & Anthonsen, T. (2000). Enantiopure derivatives of 1,2-alkanediols: Substrate requirements for lipase B from *Candida antarctica*. *Chirality*, *12*, 654-659. [http://dx.doi.org/10.1002/1520-636X\(2000\)12:9%3C654::AID-CHIR2%3E3.0.CO;2-3](http://dx.doi.org/10.1002/1520-636X(2000)12:9%3C654::AID-CHIR2%3E3.0.CO;2-3)
- Kirk, O., & Christensen, M. W. (2002). Lipases from *Candida antarctica*: Unique Biocatalysts from a Unique Origin. *Org. Proc. Res. Dev.*, *6*, 446-451. <http://dx.doi.org/10.1021/op0200165>
- Lundhaug, K., Overbeeke, P. L. A., Jongejan, J., & Anthonsen, T. (1998). Organic co-solvents restore the inherently high enantiomeric ratio of lipase B from *Candida antarctica* in hydrolytic resolution by relieving the enantiospecific inhibition of product alcohol. *Tetrahedron: Asymmetry*, *9*, 2851-2856. [http://dx.doi.org/10.1016/S0957-4166\(98\)00273-0](http://dx.doi.org/10.1016/S0957-4166(98)00273-0)
- Naik, S., Basu, A., Saikia, R., Madan, B., Paul, P., Chatterjee, R., Brask, J., & Svendsen, A. (2010). Lipases for use in industrial biocatalysis: Specificity of selected structural groups of lipases. *J. Mol. Catal., B*, *65*, 18-23. <http://dx.doi.org/10.1016/j.molcatb.2010.01.002>
- Rakels, J. L. L., Romein, B., Straathof, A. J. J., & Heinen, J. J. (1994). Kinetic Analysis of Enzymatic Chiral Resolution by Progress Curve Evaluation. *Biotechnol. Bioeng.*, *43*, 411-422. <http://dx.doi.org/10.1002/bit.260430509>
- Riise Moen, A., Ruud, K., & Anthonsen, T. (2007). Chemo-enzymatic synthesis of all isomers of 2-methylbutane-1,2,3,4-tetraol. Important contributors to atmospheric aerosols. *Eur. J. Org. Chem.*, 1262-1266. <http://dx.doi.org/10.1002/ejoc.200600873>
- Sheldon, R. A. (1993). *Chirotechnology*. New York: Marcel Dekker, Inc. ISBN 0-8247-9143-6.
- Tjosås, F., Anthonsen, T., & Jacobsen, E. E. (2008). Biocatalytic resolution of saphenic acid. Substrate preferences for lipases A and B from *Candida antarctica*. *ARKIVOC*, *vi*, 81-90.
- Trojnar, M. K., Wojtal, K., Trojnar, M. P., & Czuczwar, S. J. (2005). Stiripentol. A novel antiepileptic drug. *Pharmacological Reports*, 154-160.
- Uppenberg, J., Öhrner, N., Norin, M., Hult, K., Kleywegt, G. J., Patkar, S., Waagen, V., Anthonsen, T., & Jones, T. A. (1995). Crystallographic and molecular modeling studies of lipase B from *Candida antarctica* reveal a stereospecificity pocket for secondary alcohols. *Biochemistry*, *34*, 16838-16851.

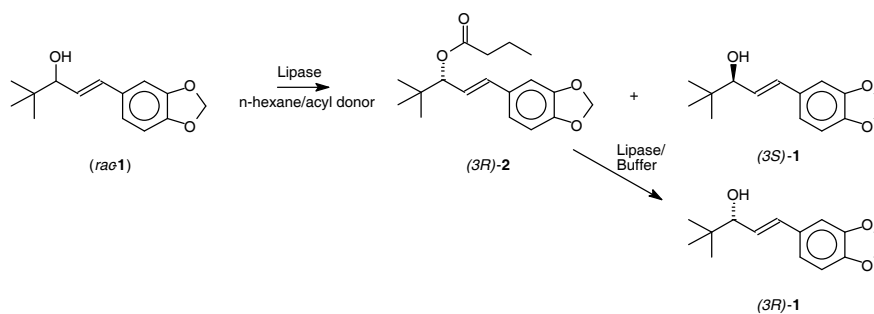
<http://dx.doi.org/10.1021/bi00051a035>

Vallet, F. M. J. (1975). 1-(3,4-Methylenedioxy-phenyl)-4,4-dimethyl-pent-1-en-3-ol. US Pat. 3910959.

Zhang, K. T., Cuyue, R. M., Cui, D., Tombret, F., Botte, H., Lepage, F., Levy, R. H., & Baillie, T. A. (1994). Metabolic chiral inversion of stiripentol in the rat. I. Mechanistic studies. *Drug Metabolism and Disposition*, 22, 544-553.



Scheme 1



Scheme 2

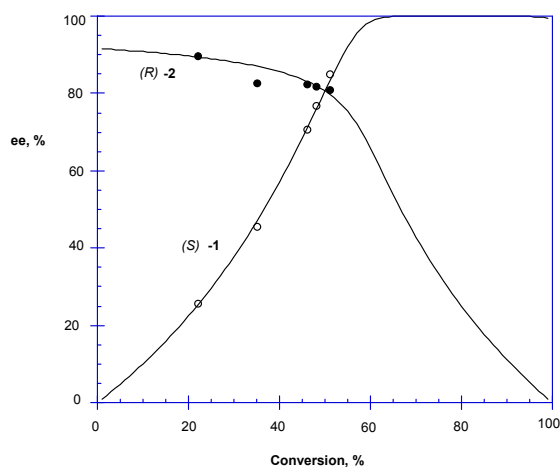


Figure 1. Progress of the kinetic resolution of *rac*-1 by esterification with vinyl butanoate catalysed by CALA, open circles substrate fraction (*S*)-1, filled circles product fraction (*R*)-2

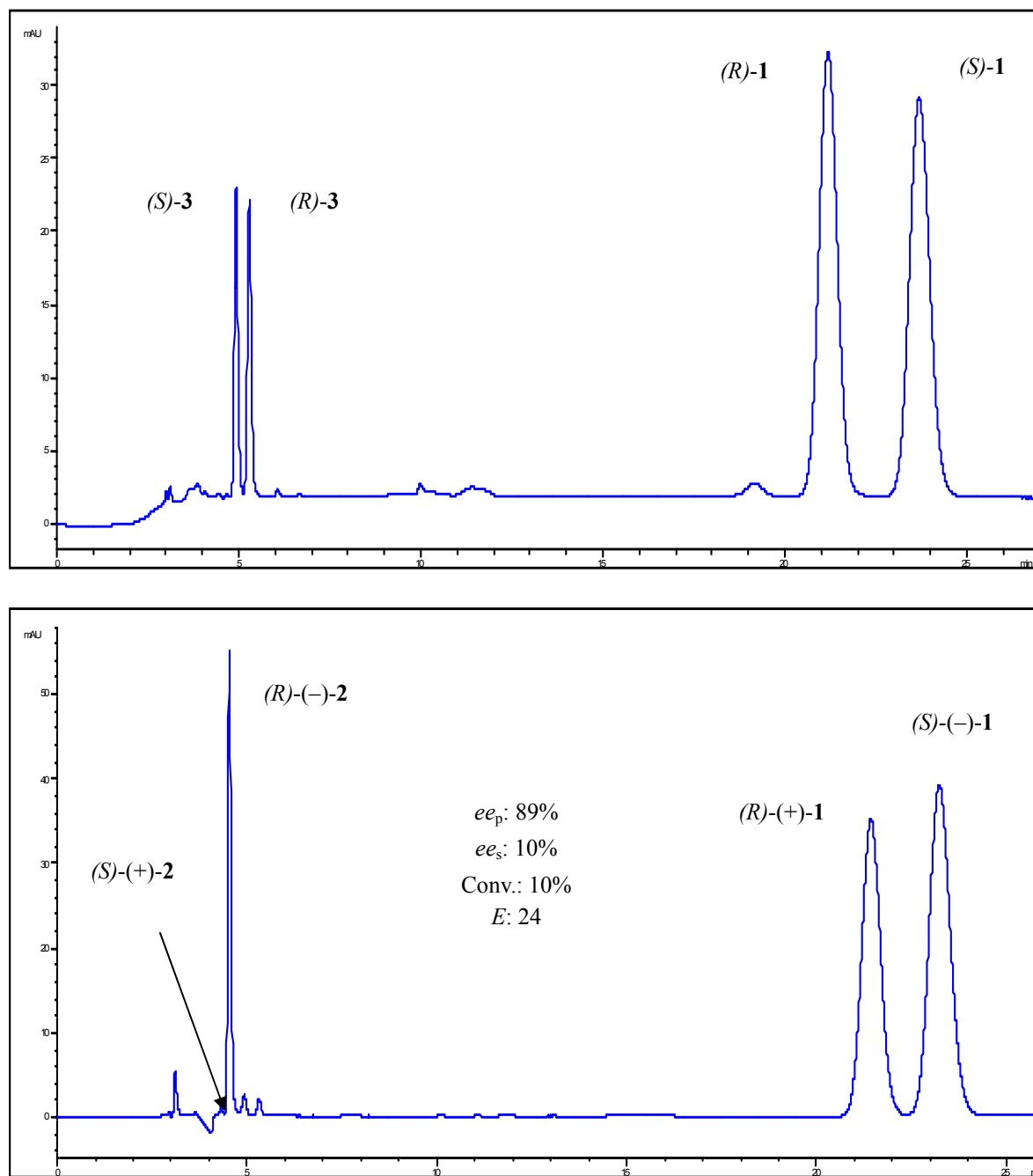


Figure 2. Upper panel: Baseline separation of racemic Stiripentol (*rac*-1) and its acetate (*rac*-3) analysed by HPLC using Chiralcel OD-H column and mobile phase n-Hexane:MTBE:2-PrOH, 95:5:2 (v/v/v). Lower panel: Chromatogram of transesterification reaction of *rac*-Stiripentol (*rac*-1) with vinyl butanoate after 10 % conversion giving butanoate (-)-2 in 89 %  $ee$