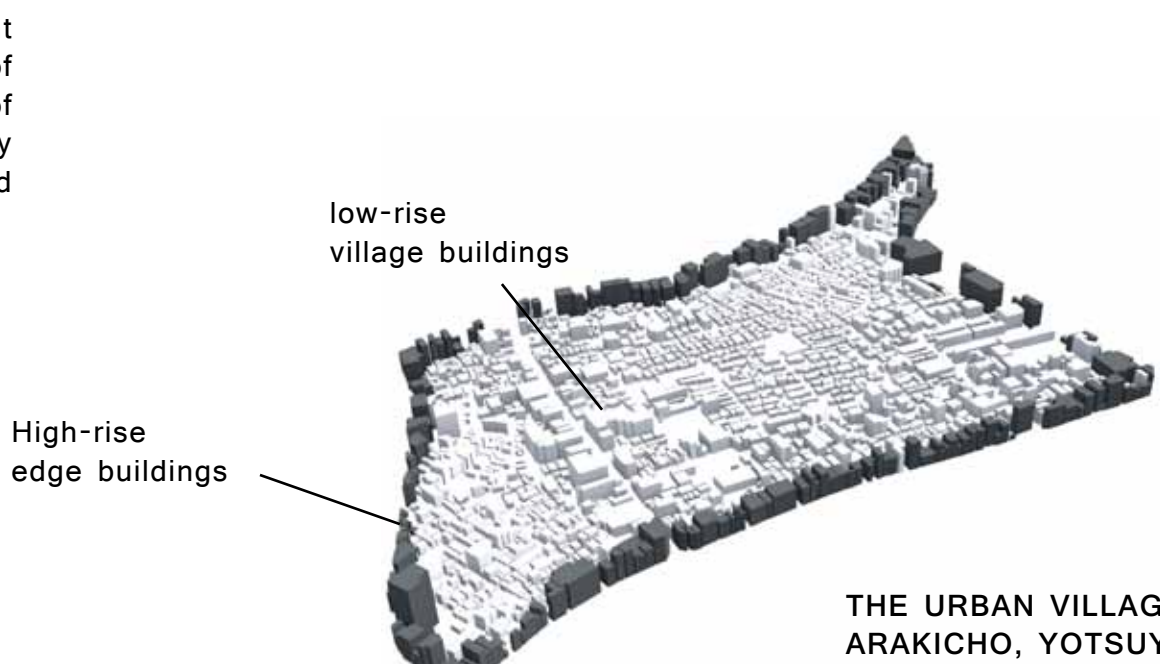


# STRATEGY | PLANNING FOR AN INCREASED ACCESSIBILITY



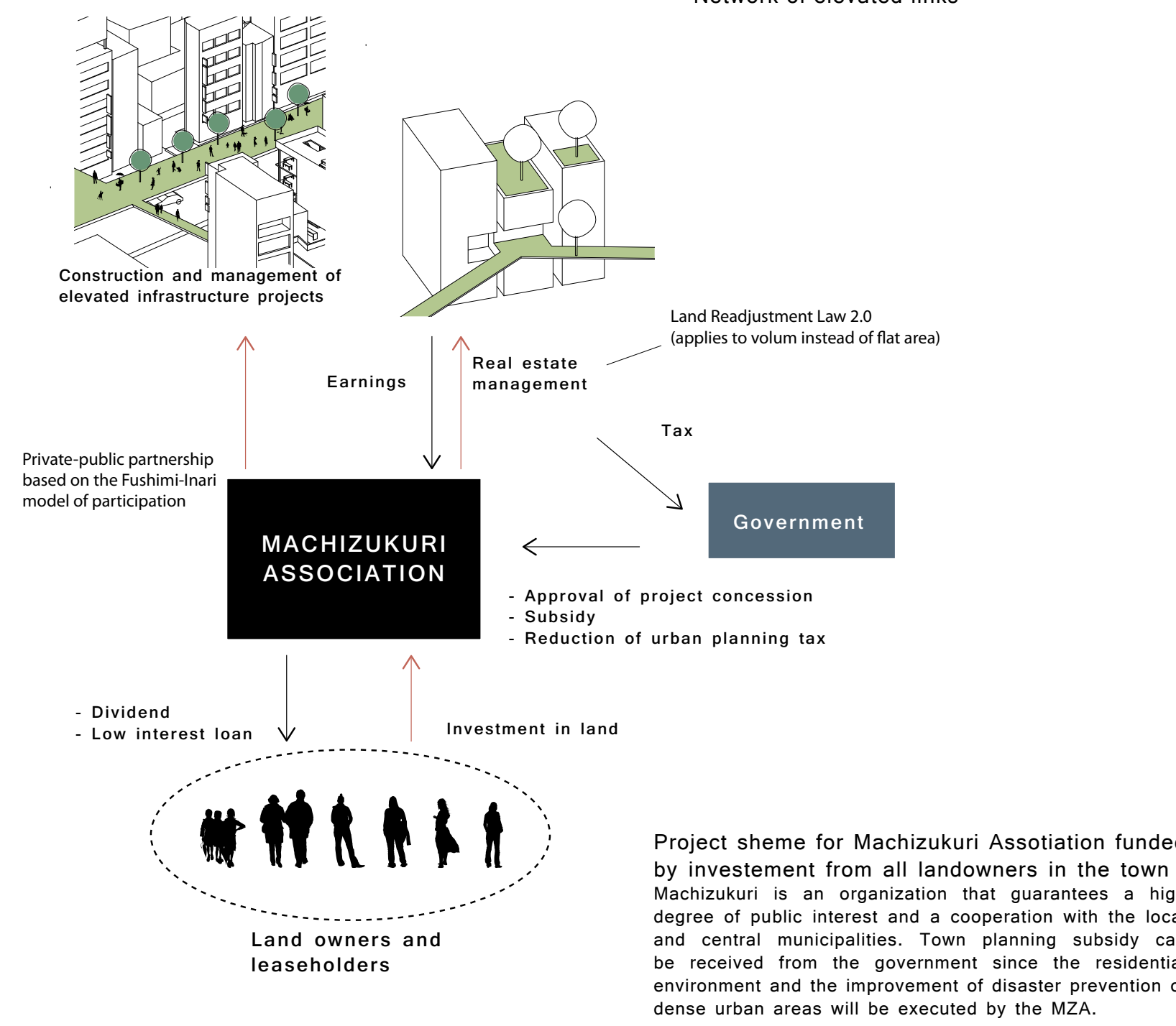
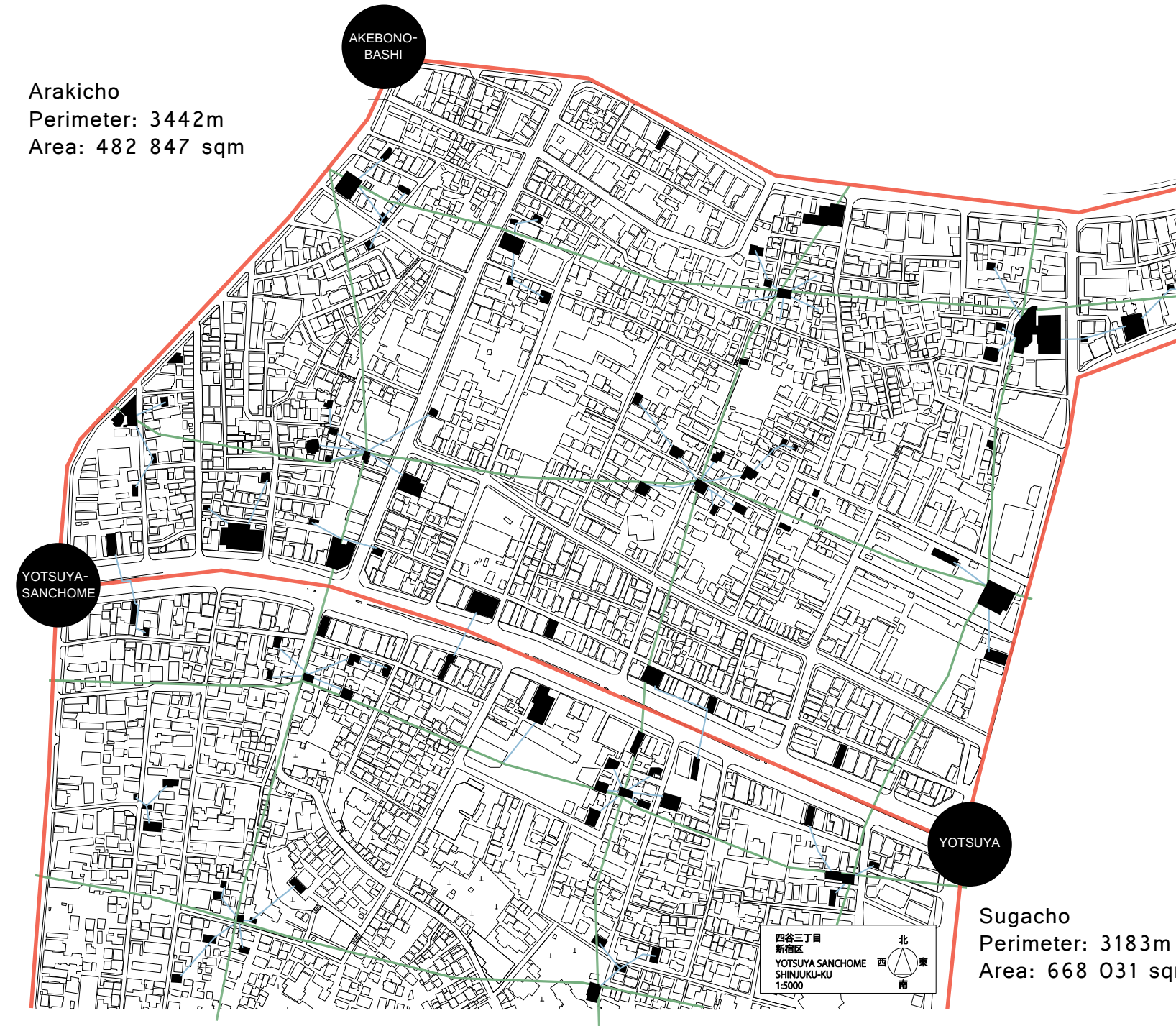
I have chosen to investigate the hike-able potential of various typologies that are typical in Tokyo. I believe there is a potential to expand and make accessible a new type of public space above ground floor, and by illustrating several typologies, new spaces evoke.

The typologies are vertical generators that facilitates a vertical movement in order to reach a new level which is then connected to a horizontal link. This creates a whole new infrastructural potential which influences the whole building mass.



## DESCRIPTION OF ELEVATED NETWORK LINKS

type of connection	intention	relation to original street pattern	relation to buildings	type of planning	experience vs utility value	uchi or soto?	street character
tertiary link	Connects neighbourhoods	Does not follow the original street pattern. Form connections based on the site conditions and possible connections to a secondary link.	Over/on, between and from buildings	'Down-up' planning	utility value experience value	UCHI	TORI
secondary link	Connects villages	Takes the original street pattern and topography into account, but adapts to the situation by creating new links within the village.	Over/on, between and through buildings	'Top-down' planning 'Down-up'	utility value experience value	UCHI	TORI ROJI
main link	Connects city districts	Follows the main subway/train-network in the large streets	Between buildings	'Top-down' planning	utility value experience value	UCHI	ROJI



## SCHEME FOR TYPOLOGIES DESIGNATED AS VERTICAL GENERATORS

type	description	site	conditions	capacity	type of link	type of public space	achievement	ownership/investor	uchi/soto	utility value vs. quality of experience	time line and amount of typologies
single detached dwelling	The single-family house is one of the most dominant typologies within the urban village. It has a small footprint and is usually 2-4 floors. Private greenery contributes greatly to improve the local neighbourhood. The building itself has low value and is rebuilt within 20-25 years.	Located within the urban village, often in a cluster of buildings (the typology). Small, irregular shaped plots.	- Facing a secondary or tertiary street - Requires minimum two meter facade facing a street - Short life expectancy - Bad light conditions	1 person	tertiary link	PRIVATE SINGLE HOUSE COMMUNITY SPACE	- Improved neighbour relations - More exterior space for each dwelling - Farming possibilities - Renewed houses - less risk of fire - Re-established open space - More exciting environment	PRIVATE SINGLE HOUSE COMMUNITY SPACE	UCHI	utility value experience value	amount
apartment block	The apartment block occurs within the urban village when a developer obtains enough small adjacent lots. The stair is usually exterior, both to work as an emergency exit and to save valuable FAR from the interior.	Located within the urban village. Large footprint.	- Facing a secondary or tertiary street - Exterior staircase - Small apartments with few opportunities for garden space for the inhabitants	10 people	secondary link	RESIDENTIAL MEDIUM DENSITY COMMUNITY SPACE	- Higher quality and more exterior space for residents - Place for plants and greenery - Improved neighbourhood relations	RESIDENTIAL MEDIUM DENSITY COMMUNITY SPACE	UCHI	utility value experience value	amount
parking tower	The parking tower is a typology with no other function or value than to store as many cars as possible on a limited, manageable footprint. There is an elevator linking the cars. The exterior can easily be transformed without provoking the original function.	Located near a secondary road with car access (Tower-block (C1-12) floors) - No windows or openings besides entrance at ground floor - Neutral structure	- Faces a main road - Zoned under fire protection - From April 2013, public activity only found at ground floor - Deep and large office space, insufficient lighting conditions inside	100 cars	tertiary link	COMMUNITY SPACE BICYCLE BIKE RIDE WALKING	- Sightseeing spot and neighbourhood attraction - Rising green - Re-use of the tower - Possible to use the elevator system when the car is obsolete	COMMUNITY SPACE BICYCLE BIKE RIDE WALKING	UCHI	utility value experience value	amount
office building	The office building is the largest of the selected typologies. Often a solid and monotonous building type. From April 2013, several large office buildings will be designated as disaster prevention shelters in case of an emergency.	Located in an intersection - Located connected to a shopping center - Multiple exits either directly to ground floor or through a building	- Faces a main road - Zoned under fire protection - From April 2013, public activity only found at ground floor - Deep and large office space, insufficient lighting conditions inside	1000 people	secondary link	COMMUNITY SPACE BICYCLE BIKE RIDE WALKING	- Health + recreation - Evacuation zone - Open space + public space in daily life - More green space - More attractive to the public - More light - Enhances the relation between edge-buildings and urban village - Economical profit - A more visible and attractive building attracts more people	COMMUNITY SPACE BICYCLE BIKE RIDE WALKING	UCHI	utility value experience value	amount
entertainment district	The narrow 'pencil' building typology usually contains entertainment functions such as karaoke and izakaya, with a high frequency of vertical movement usually by a small elevator or the exterior floor staircase.	Located in an intersection - Located connected to a shopping center - Multiple exits either directly to ground floor or through a building	- Faces a main road - Zoned under fire protection - From April 2013, public activity only found at ground floor - Deep and large office space, insufficient lighting conditions inside	1000 people	secondary link	COMMUNITY SPACE BICYCLE BIKE RIDE WALKING	- Improved flow of people - Easier orientation	COMMUNITY SPACE BICYCLE BIKE RIDE WALKING	UCHI	utility value experience value	amount
subway station	The stations form important hubs in the urban village. They are usually connected to a shopping center and have multiple exits either directly to ground floor or through a building.	Located in an intersection - Located connected to a shopping center - Multiple exits either directly to ground floor or through a building	- Faces a main road - Zoned under fire protection - From April 2013, public activity only found at ground floor - Deep and large office space, insufficient lighting conditions inside	1000 people	secondary link	COMMUNITY SPACE BICYCLE BIKE RIDE WALKING	- Improved flow of people - Easier orientation	COMMUNITY SPACE BICYCLE BIKE RIDE WALKING	UCHI	utility value experience value	amount

